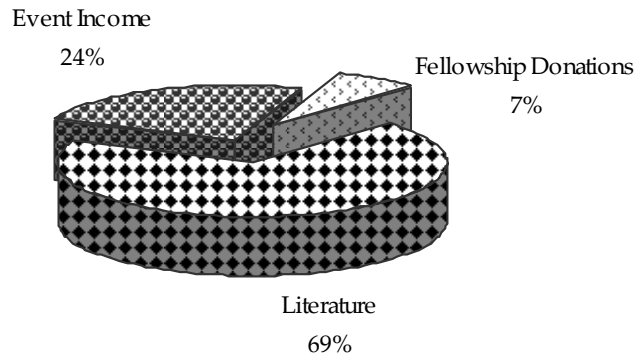


# Financial Reports

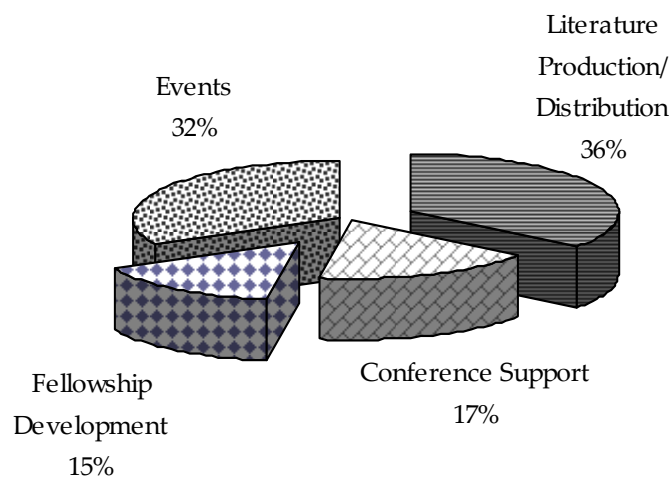
## WHERE DOES OUR MONEY COME FROM?

Breakdown of Income 1 July 2003 - 30 June 2004  
(Includes WCNA-30 Income)



## WHERE DOES OUR MONEY GO?

Breakdown of Expense by Activity Area 1 July 2003 - 30 June 2004  
(Includes WCNA-30 Expense)



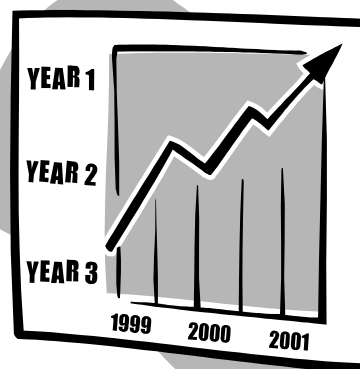
## Making Sense of Spreadsheets...

As a kind of sidebar, throughout this report you will see notations that refer to other documents. This is our attempt to guide some with less experience with accounting-type information through the information provided and to offer those with more experience points of reference. In the realm of non-profits, the document that is commonly titled "Balance Sheet" is instead titled "Statement of Financial Position" (SOFP) and the document that is commonly titled "Income Statement" is titled "Statement of Activities" (SOA).

Our Statement of Activities (SOA) is basically presented in two main sections: 1) Income and 2) Expense. Expenses are divided into four basic "activities": 1) Literature Production and Distribution; 2) World Service Conference Support; 3) Fellowship Development; and 4) Events ("activity" reporting is an accounting standard required for non-profits). There is a fifth section for the World Convention that has both income and expense and titled "Event Specific" (which is at least somewhat unique to NA).

When reviewing the Statement of Activities (SOA) you will notice the line items Accounting, Personnel, Overhead, and Technology that are included within the four activity sections of expenses. These line items are for expenses (such as building rent and utilities) that are not directly attributable to a specific area of activity and are budgeted and allocated (distributed) by a calculated fixed percentage. The basis used for the calculation of the percentages has three factors: 1) number of personnel devoted to the activity; 2) the approximated hours of labor; and 3) the amount of physical office space needed for the activity. For this fiscal year (and for the two-year budget cycle) the four calculated percentages are as follows: 1) Literature Production and Distribution—34 percent; 2) World Service Conference Support—27 percent; 3) Fellowship Development—23 percent; and Events—16 percent.

To some, the expense allocation for Events may seem a little high, but one may recall that this two-year budget cycle includes the actual event of the Atlanta convention, as well as the complete San Diego convention. For those who work on conventions we know that much of the work is "unseen" and there is still much to do after the convention is over. The allocation for World Service Conference Support may also seem a little high, but we did have the work associated with the *Sponsorship* book and Literature Survey in addition to the conference itself. Again, much of the work associated with these is virtually "unseen."



## NAWS Accounting

It seems when one is involved in finances that on occasions some things that were once only dreams are suddenly realized. Sometimes this is the achievement of something thought to be “impossible,” and other times it may be the realization of the dream that was thought to be the “cure” to all our financial challenges—and then found not to be.

Who would have ever imagined that NAWS would be in a financial position to give away approximately \$400,000 of free or subsidized literature this year to NA communities throughout the world. We do this in keeping with our global vision of making our message more available to addicts around the world regardless of the often prohibitive costs of ensuring that accessibility to our literature.

### **WCNA-30—A fifty year celebration!**

At the beginning of this fiscal (financial) year, we finished the celebration of the fiftieth anniversary of NA. The actual event took place in July 2003, and upon completion of the event, the “deferred” income (the event income recorded on the Statement of Financial Position because it could not be recorded as “earned” until the event actually occurred) and the income that was actually transacted onsite was recorded to “earned income” and all prepaid expenses (that also had appeared on the SOFP), as well as the expenses incurred onsite, were recorded to the event as actual expenses (refer to the end of the Statement of Activities and “Event Specific” for WCNA-30).

The fifty years by itself is quite an achievement, and the event was admired by many who attended (over 20,000 members) as being the best world convention ever, but in the realm of NA finance realizing that it cost over \$2,000,000 and had income exceeding \$2,000,000 is truly amazing. Any group or area treasurers who may be reading this and have the experience of counting the donations each week or month, think about the Unity Day collection from the Saturday night main meeting (refer to SOA Fellowship Donations and “Unity Day”) and counting over 25,000 mostly one dollar (US) bills laced with varying non-US currencies (and do not forget the coins). The event had been budgeted for a loss (expenses exceeding income) and in fact, the event more than “broke even” (income slightly exceeding expenses).

### **World Service Conference 2004**

Toward the end of this fiscal year our biennial WSC took place. This was our second attempt at a fully-funded conference (SOA World Service Conference Support/“World Service Conference Biennial Meeting”). The funding of the regional delegates from around the world to the conference in an effort to provide our members voice regardless of wealth or financial development, and what is now taken as a common practice of having simultaneous verbal translations

for the proceedings (even in more than one language other than English) were what once seemed like impossible dreams becoming reality. Of course the generous donations (SOA Income/"Fellowship Donations") provided by our membership of \$697,993 that exceeded our conservative budget by 27 percent helped to fund this achievement. The "impossible dream" of donations reaching \$1,000,000 may, in fact, be a reality one day.

### **Reserve funds**

At one time, the dream of having \$1,000,000 in reserve funds was thought to be a cure for all of our financial challenges. That has become a reality (SOFP Assets/"Reserve Accounts") and it is *not* a cure. Our annual total expenses (not including event specific) were \$7,250,020 (SOA Expense/"Total Expense All Sources"). This is \$604,138 per month or about \$28,000 per working day. Of course some of this expense is "capitalized" and "depreciated" or "amortized" ("depreciation" and "amortization" are included in the allocations for Overhead), but even capital goods wear out and need to be replaced (SOFP Assets/"Equipment Furniture & Improvements"). Our expenses were about 5 percent above our budget, but our income did exceed our expenses by \$439,994 or about 5.7 percent of our income (not including event specific) of \$7,690,013 (SOA Income/"Income All Sources"). As of 30 June 2004, we had approximately \$1,312,503 in reserve funds or 42.9 operating days in banks. As we indicated last year, we are getting data on comparably sized organizations and, as a result, are evaluating a new reserve objective of one year's operating expenses or approximately 237 reserve days, but we are far from that target at this point.

### **Literature Sales**

Now to the "nuts and bolts"—total literature sales (SOA Income/"Total Literature Production Income less discounts") were \$6,953,131, exceeding the budgeted amount of \$6,173,983 by \$779,148 or 12.6 percent. You may notice that while sales exceeded our budget expectations, the cost of goods sold (SOA Literature Production and Distribution/"Recovery Literature" and "Other Inventory Expense") was only slightly more than budgeted (\$24,601 or 1.2 percent). The budget included an anticipated percentage increase for cost of goods; however, throughout the year we were able to keep many of our unit costs from rising by monitoring purchases very closely, skillful vendor negotiations, and by using our cash (SOFP/"Checking Accounts") to purchase or order the production of larger quantities during more opportune times (price fluctuations). One production printing of our Basic Text can be well over \$100,000.

Primarily, the increase in sales was the Basic Text, Softcover English; Basic Text, Softcover Translated; the new Basic Text, Commemorative (SOA Income/"Recovery Literature Income"); Keytags and Chips, and Group/Area Materials (SOA Income/"Other Inventory Income"). Keytags and chips are an indicator of increased levels of activity in groups since groups tend to be the predominant users of keytags and chips. In some places this increased group

activity ties to an influx of addicts referred to our meetings (e.g., drug courts, etc). The increased sales of our translated Basic Text may be an indication of the growth of membership outside the United States, and the increase in area/group materials may be a reflection of the run up to the World Service Conference. We believe that the increase in sales of our paperback Basic Text is due to two primary factors. First, the legally mandatory treatment of addicts in California and a few additional US states coupled with the increasing growth in Drug Courts and second, that our consistent presence at professional events has helped to keep us in the “purchasing mind” of agencies that treat or deal with addicts (SOA Expense Literature Distribution & Development/“Marketing” and Fellowship Development/“Professional Events”).

Overall, our expenses exceeded our budget by only 5 percent (SOA Expenses/“Total Expense All Sources”). This fiscal year had been budgeted to reflect an excess of expense over income (SOA Expense/“Excess Revenue/Expense”); however, as mentioned above, the income actually exceeded the expenses. While we kept most expenses at or under budget, there are some notable exceptions.

Some of these intentionally exceeded our budget. Public Relations Round Tables exceeded our budgeted amount by 73 percent (SOA Expense Fellowship Development/“Variable”). Another item that is 31.9 percent over budget is the combination of Developmental Subsidies and Allowances (SOA Income/“Other Inventory Income”) and Developmental Literature (SOA Expense/“Fixed Operational Expense”) at \$318,121. This is literature that is either given away or provided at a drastically reduced rate in order to better fulfill the fellowship’s primary purpose. We are continuing to make decisions to upgrade our technology platforms in several areas based upon our available cash.

Some were not intentional. Overhead can be expected to increase with increases in growth and sales since many of these type expenses are variable depending on activity. It is when growth or sales slow or decrease that it becomes difficult to cut the fixed expenses. Personnel expense has increased with some increases in benefit costs and other factors. A more complete list of individual allocated expenses has been provided.



**REPORT OF INDEPENDENT AUDITORS**

To the World Board of  
Narcotics Anonymous World Services, Inc.

We have audited the accompanying consolidated statements of financial position of Narcotics Anonymous World Services, Inc. (the Organization) as of June 30, 2004 and 2003, and the related consolidated statements of activities, functional expenses and cash flows for the years then ended. These consolidated financial statements are the responsibility of the Organization's management. Our responsibility is to express an opinion on these consolidated financial statements based on our audits.

We conducted our audits in accordance with auditing standards generally accepted in the United States of America. Those standards require that we plan and perform an audit to obtain reasonable assurance about whether the consolidated financial statements are free of material misstatement. An audit includes examining, on a test basis, evidence supporting the amounts and disclosures in the financial statements. An audit also includes assessing the accounting principles used and significant estimates made by management, as well as evaluating the overall financial statement presentation. We believe our audits provide a reasonable basis for our opinion.

In our opinion, the consolidated financial statements referred to above present fairly, in all material respects, the financial position of Narcotics Anonymous World Services, Inc. as of June 30, 2004 and 2003, and the changes in its net assets and its cash flows for the years then ended in conformity with accounting principles generally accepted in the United States of America.

August 18, 2004



**NARCOTICS ANONYMOUS WORLD SERVICES, INC.**  
**CONSOLIDATED STATEMENTS OF FINANCIAL POSITION**

JUNE 30, 2004 AND 2003

	<u>2004</u>	<u>2003</u>
<b>CURRENT ASSETS</b>		
Cash and cash equivalents	\$ 2,503,136	\$ 1,815,535
Investments - at fair value	809,366	913,343
Accounts receivable (net of allowance for uncollectible accounts of \$25,023 and \$12,381, respectively)	615,609	877,780
Publication inventory	667,230	664,838
Prepaid expenses	50,801	1,091,366
Total current assets	<u>4,646,142</u>	<u>5,362,862</u>
<b>PROPERTY AND EQUIPMENT</b>		
Furniture and equipment	1,845,282	993,629
Leasehold improvements	715,947	548,811
	<u>2,561,229</u>	<u>1,542,440</u>
Less accumulated depreciation and amortization	<u>(1,411,465)</u>	<u>(1,231,675)</u>
Total property and equipment - net	<u>1,149,764</u>	<u>310,765</u>
<b>OTHER ASSETS</b>		
Deposits	-	2,576
Trademarks and copyrights (net of accumulated amortization of \$512,394 and \$404,927, respectively)	447,932	492,427
Total other assets	<u>447,932</u>	<u>495,003</u>
Total assets	<u>\$ 6,243,838</u>	<u>\$ 6,168,630</u>
<b>LIABILITIES AND NET ASSETS</b>		
<b>CURRENT LIABILITIES</b>		
Accounts payable	\$ 445,194	\$ 158,656
Accrued salaries and withholdings payable	148,908	130,666
Current portion of note payable	-	60,000
Current portion of capital leases obligations	95,341	-
Deferred revenue	-	1,282,286
Total current liabilities	<u>689,443</u>	<u>1,631,608</u>
NOTE AND CAPITAL LEASES PAYABLE, LESS CURRENT PORTION	<u>601,206</u>	<u>27,931</u>
Total liabilities	1,290,649	1,659,539
<b>UNRESTRICTED NET ASSETS</b>		
Total liabilities and net assets	<u>4,953,189</u>	<u>4,509,091</u>
	<u>\$ 6,243,838</u>	<u>\$ 6,168,630</u>

See accompanying notes to consolidated financial statements.

**NARCOTICS ANONYMOUS WORLD SERVICES, INC.**  
**CONSOLIDATED STATEMENTS OF ACTIVITIES**

YEARS ENDED JUNE 30, 2004 AND 2003

	<u>2004</u>	<u>2003</u>
<b>REVENUES, GAINS AND OTHER SUPPORT</b>		
Sales of publications and program materials	\$ 6,953,228	\$ 6,493,341
Less discounts and cost of sales	<u>2,455,751</u>	<u>2,086,973</u>
Net sales of publications and program materials	4,497,477	4,406,368
Convention registration and other revenue	2,484,665	1,702,134
Conference contributions	697,993	703,367
Interest	19,483	26,233
Other	<u>16,612</u>	<u>90,811</u>
Total revenues, gains and other support	<u>7,716,230</u>	<u>6,928,913</u>
<b>EXPENSES</b>		
Literature production and distribution	1,403,935	1,271,556
World Service Conference support	1,681,880	1,323,702
Fellowship development	1,445,620	1,243,649
Events	<u>2,740,697</u>	<u>1,711,761</u>
Total expenses	<u>7,272,132</u>	<u>5,550,668</u>
<b>CHANGE IN NET ASSETS</b>	444,098	1,378,245
<b>UNRESTRICTED NET ASSETS</b>		
Beginning of year	<u>4,509,091</u>	<u>3,130,846</u>
End of year	<u>\$ 4,953,189</u>	<u>\$ 4,509,091</u>

See accompanying notes to consolidated financial statements.



**NARCOTICS ANONYMOUS WORLD SERVICES, INC.**

**CONSOLIDATED STATEMENTS OF CASH FLOWS**

YEARS ENDED JUNE 30, 2004 AND 2003

	<u>2004</u>	<u>2003</u>
<b>CASH FLOWS FROM OPERATING ACTIVITIES</b>		
Change in net assets	\$ 444,098	\$ 1,378,245
Adjustment to reconcile change in net assets to net cash provided by operating activities:		
Depreciation and amortization	284,539	211,750
(Increase) decrease in assets:		
Accounts receivable	262,171	(356,595)
Claims receivable	-	292,801
Publication inventory	(2,392)	(101,998)
Prepaid expenses	1,040,565	(441,715)
Deposits	2,576	59,016
Increase (decrease) in liabilities:		
Accounts payable	286,538	(280,519)
Accrued salaries and withholdings payable	18,242	28,217
Deferred revenue	(1,282,286)	343,931
Net cash provided by operating activities	<u>1,054,051</u>	<u>1,133,133</u>
<b>CASH FLOWS FROM INVESTING ACTIVITIES</b>		
Proceeds from sale of investments	111,400	-
Purchase of investments	(7,423)	(231,208)
Purchase of property and equipment	(115,411)	(85,310)
Purchases of leasehold improvements	(167,136)	-
Payments to secure copyrights and trademarks	(62,973)	(100,678)
Net cash used by investing activities	<u>(241,543)</u>	<u>(417,196)</u>
<b>CASH FLOWS FROM FINANCING ACTIVITIES</b>		
Issuance of notes payable	-	100,000
Repayment of capital lease obligations	(36,977)	-
Repayment of note payable	(87,931)	(145,402)
Net cash used by financing activities	<u>(124,908)</u>	<u>(45,402)</u>
<b>NET INCREASE IN CASH AND CASH EQUIVALENTS</b>	<b>687,600</b>	<b>670,535</b>
<b>CASH AND CASH EQUIVALENTS</b>		
Beginning of year	<u>1,815,536</u>	<u>1,145,000</u>
End of year	<u>\$ 2,503,136</u>	<u>\$ 1,815,535</u>

Supplemental disclosures of cash flow information: Interest paid the years ended June 30, 2004 and 2003 amounted to \$65,629 and \$6,305, respectively.

Non-cash investing and financing activities: During the year ended June 30, 2004, NAWS entered into lease obligations for equipment in the amount of \$733,524.

See accompanying notes to consolidated financial statements.

# NARCOTICS ANONYMOUS WORLD SERVICES, INC.

## NOTES TO FINANCIAL STATEMENTS

JUNE 30, 2004 AND 2003

### NOTE 1. ORGANIZATION AND NATURE OF ACTIVITIES

Narcotics Anonymous World Services, Inc. (NAWS) was incorporated on January 25, 1977 and is headquartered in Chatsworth, California. In addition, NAWS operates a literature distribution facility in Toronto, Canada and an office in Brussels, Belgium. NAWS is a not-for-profit organization which provides communications and information for the Fellowship of Narcotics Anonymous (NA). NAWS achieves its purpose by maintaining correspondence with NA groups and service committees, by printing and distributing World Services Conference (WSC) approved literature, and by maintaining the archives and files of NA.

In 1993, NA established the Fellowship Intellectual Property Trust (the Trust). The Trust was established for the purpose of holding and administering all recovery material and other intellectual properties of NA. The Trust is included in the consolidated financial statements of NAWS as a result of common control.

NAWS is exempt under Section 501(c)(3) of the Internal Revenue Code and comparable California Revenue and Taxation Code. The Trust is also exempt under the applicable Internal Revenue Code and comparable California Revenue and Taxation Code. Therefore, no provision for Federal and state income taxes was made for either NAWS or the Trust.

In addition, the Internal Revenue Service has determined that the organization is not a private foundation within the meaning of Section 509(a) of the Internal Revenue Code.

### NOTE 2. SUMMARY OF SIGNIFICANT ACCOUNTING POLICIES

**Consolidation Policy and Basis of Accounting** - The accompanying consolidated financial statements include the accounts of NAWS and the Trust. Significant intercompany balances and transactions are eliminated in consolidation. The consolidated financial statements are prepared on the accrual basis of accounting.

**Financial Statement Presentation** - NAWS has adopted Statement of Financial Accounting Standards (SFAS) No. 117, Financial Statements of Not-for-Profit Organizations. Under SFAS No. 117, NAWS is required to report information regarding its financial position and activities according to three classes of net assets: unrestricted net assets, temporarily restricted

**NOTE 2. SUMMARY OF SIGNIFICANT ACCOUNTING POLICIES (CONT'D)**

net assets and permanently restricted net assets. As of June 30, 2004 and 2003, NAWS held no temporarily or permanently restricted net assets.

**Cash and Cash Equivalents** - NAWS considers all funds held in checking and savings accounts to be cash and cash equivalents.

**Investments** - NAWS investments are carried at fair value which generally represents quoted market price as of the last business day of the year. The certificates of deposit are valued at cost, which approximates fair value.

**Publication Inventory** - Publications and other items for resale are included in inventories and are carried at the lower of cost or market, with cost determined by the first-in, first-out method.

**Property and Equipment** - Leasehold improvements and furniture and equipment are stated at cost. Major additions are capitalized while replacements, maintenance and repairs, which do not improve or extend the useful life of the asset, are expensed. Depreciation is computed using the straight-line method over the estimated useful lives of the related assets, which range as follows:

Leasehold improvements	5 years
Furniture and equipment	5 - 10 years

Depreciation expense for the years ended June 30, 2004 and 2003 amounted to \$177,072 and \$106,338, respectively.

**Trademarks and Copyrights** - The cost of acquiring and defending copyrights and trademarks is capitalized and is being amortized over the approximate economic life of the copyright or trademark, which is estimated to be ten years. Amortization expense for the years ended June 30, 2004 and 2003 amounted to \$107,467 and \$105,412, respectively.

**Accounts Receivable** - Accounts receivable are reported net of an allowance for doubtful accounts. The allowance is based on management's estimate of the amount of receivables that will actually be collected. Management estimates uncollectible accounts based on the age of the receivable and other factors.

**Allowance for Doubtful Accounts** - Allowance for doubtful accounts is estimated using the direct write-off method.

## NOTE 2. SUMMARY OF SIGNIFICANT ACCOUNTING POLICIES (CONT'D)

**Translation of Foreign Financial Statements** - Foreign financial operations in Canada and Europe are translated throughout the year to United States currency. Gains or losses resulting from translating foreign currency financial statements are recorded in the consolidated statements of activities.

**Estimates** - The preparation of financial statements in conformity with generally accepted accounting principles requires management to make estimates and assumptions that affect certain reported amounts and disclosures in the financial statements. Actual results could differ from those estimates.

## NOTE 3. RETIREMENT PLAN

NAWS maintains a qualified defined contribution retirement plan which covers all employees. Under the terms of the plan, employees may elect to contribute pre-tax earnings up to the maximum allowable amount. NAWS matches up to 5% of the deferred earnings based on the employee's number of year of service. The matching contribution to the plan for the years ended June 30, 2004 and 2003, was \$44,251 and \$44,518, respectively.

## NOTE 4. OPERATING AND CAPITAL LEASES

During the year ended June 30, 2004, NAWS entered into capital lease agreements for the use of telephone and office equipment. The total value of the equipment under capital leases is \$733,524. NAWS also leases equipment and facilities under various operating leases. Minimum future lease payments on noncancelable lease commitments subsequent to June 30, 2004 are as follows:

<u>Year ended June 30,</u>	<u>Total</u>	<u>Operating Leases</u>	<u>Capital Leases</u>
2005	\$ 552,910	\$ 301,567	\$ 251,343
2006	531,936	280,593	251,343
2007	519,403	269,700	249,703
2008	504,592	268,967	235,625
2009	429,701	279,818	149,883
Thereafter	324,191	324,191	-
Total	<u>\$ 2,862,733</u>	<u>\$ 1,724,836</u>	<u>\$ 1,137,897</u>

Total payments made under the leases during the years ended June 30, 2004 and 2003 were \$448,019 and \$417,064, respectively.

**NOTE 5. NOTE PAYABLE**

NAWS obtained a bank note payable in the amount of \$100,000 during the year ended June 30, 2003. Monthly principal repayments in the amount of \$5,000 were required through January 2005, in addition to interest payments at a rate of 5.5%. The note was paid in full during the year ended June 30, 2004.

**NOTE 6. INVESTMENTS**

The following summary represents the fair value for each of the investment categories:

	<u>2004</u>	<u>2003</u>
Investments at fair value as determined by quoted market price:		
U.S. Government and Government Agency obligations	\$ 51,683	\$ 108,680
Investments at fair value as determined by value:		
Money market accounts	272,699	213,614
Certificates of deposit	484,984	591,049
Total	<u>\$ 809,366</u>	<u>\$ 913,343</u>

**NOTE 7. CONCENTRATION OF CREDIT RISK**

As of June 30, 2004, NAWS had cash deposits at United States based financial institutions which exceeded the maximum amount insured by approximately \$1,692,417.

# DONATIONS BY REGION REPORT

06-Jul-04

		Jul 03/ Jun 04 Number of Donations	Jul 03/ Jun 04 Donations	Jul 02/ Jun 03 Donations
<b>ABCD Region</b>				
3981401	MOHAWK RIVER AREA	8	435.17	129.06
3981402	ALBANY/RENSSELAER AREA (NY)	7	449.36	218.17
3981601	ABCD REGION	7	530.88	526.59
	<b>Region Total:</b>	<b>22</b>	<b>\$1,415.41</b>	<b>\$873.82</b>
<b>Alabama - Northwest Florida</b>				
3011211	GRATITUDE GROUP OF NA	0	0.00	83.85
3011212	THIRD TRADITION GROUP (FL)	1	47.11	0.00
3011601	ALABAMA/NW FLORIDA RSC	0	0.00	6.17
	<b>Region Total:</b>	<b>1</b>	<b>\$47.11</b>	<b>\$90.02</b>
<b>Alaska Region</b>				
3021207	SOUL TO SOUL GROUP	0	0.00	25.50
3021208	FROZEN CHOZEN GROUP	3	125.00	0.00
3021209	OUR NEW WAY OF LIFE GROUP	1	10.00	0.00
	<b>Region Total:</b>	<b>4</b>	<b>\$135.00</b>	<b>\$25.50</b>
<b>Alsask Region</b>				
3731207	THE NOONER GROUP (SK)	0	0.00	90.00
3731601	ALSASK RSC	3	610.59	456.52
	<b>Region Total:</b>	<b>3</b>	<b>\$610.59</b>	<b>\$546.52</b>
<b>Aotearoa - New Zealand Region</b>				
3761601	AOTEAROA/NEW ZEALAND RSC	0	0.00	3,439.10
	<b>Region Total:</b>	<b>0</b>	<b>\$0.00</b>	<b>\$3,439.10</b>
<b>Argentina Region</b>				
	<b>Region Total:</b>	<b>0</b>	<b>\$0.00</b>	<b>\$0.00</b>
<b>Arizona Region</b>				
3031401	CAN NA AREA (AZ)	0	0.00	825.00
3031403	EAST VALLEY AREA (AZ)	5	557.05	1,974.63
3031202	APACHE JUNCTION NA	6	61.77	38.68
	INDIVIDUAL MEMBERS	1	25.00	37.00
3031601	ARIZONA RSC	0	0.00	11,766.40
	<b>Region Total:</b>	<b>12</b>	<b>\$643.82</b>	<b>\$14,641.71</b>
<b>Arkansas Region</b>				
3041402	CENTRAL ARKANSAS AREA	4	416.97	0.00
3041404	TEXARKANA AREA	1	325.14	0.00
3041201	PARAGOULD NA GROUP	1	210.00	0.00
3041202	NEW FREEDOM GROUP (TX)	0	0.00	150.00
3041205	CLEAN & SERENE GROUP (AR)	4	156.72	373.91
3041211	COMMON BOND GROUP (AR)	4	175.00	80.00
3041212	WE DO RECOVER GROUP (AR)	1	100.00	0.00
	<b>Region Total:</b>	<b>15</b>	<b>\$1,383.83</b>	<b>\$603.91</b>

# DONATIONS BY REGION REPORT

06-Jul-04

		Jul 03/ Jun 04 Number of Donations	Jul 03/ Jun 04 Donations	Jul 02/ Jun 03 Donations
<b>Australia Region</b>				
3831202	NA CAIRNS	0	0.00	78.97
3831601	AUSTRALIAN REGION	0	0.00	3,716.30
<b>Region Total:</b>		<b>0</b>	<b>\$0.00</b>	<b>\$3,795.27</b>
<b>Baja-son Region</b>				
<b>Region Total:</b>		<b>0</b>	<b>\$0.00</b>	<b>\$0.00</b>
<b>Best Little Region</b>				
3061403	PANHANDLE AREA (TX)	0	0.00	25.29
3063001	BEST LITTLE REGION CONVENTION	1	910.53	411.21
3061202	12 STEPS - NEW LIFE GROUP	0	0.00	14.26
3061204	NOTHING TO FEAR GROUP (TX)	5	240.00	71.90
3061207	CLEAR MESSAGE GROUP (TX)	2	49.00	5.00
3061208	NA HOPE GROUP (TX)	1	50.00	0.00
	INDIVIDUAL MEMBERS	1	60.00	0.00
3061601	BEST LITTLE REGION RSC	0	0.00	269.48
<b>Region Total:</b>		<b>10</b>	<b>\$1,309.53</b>	<b>\$797.14</b>
<b>Bluegrass-Appalachian Region</b>				
30G1601	BLUEGRASS-APPALACHIAN RSC	1	100.00	0.00
<b>Region Total:</b>		<b>1</b>	<b>\$100.00</b>	<b>\$0.00</b>
<b>Brazil Region</b>				
3821201	WE CAME TO BELIEVE (BRAZIL)	0	0.00	65.00
3821601	BRAZIL REGION	2	400.00	0.00
<b>Region Total:</b>		<b>2</b>	<b>\$400.00</b>	<b>\$65.00</b>
<b>British Columbia Region</b>				
3071406	SOUTH VANCOUVER ISLAND (BC)	1	18.75	0.00
3071201	HOPE GROUP (BC)	1	75.00	0.00
3071205	PORT HARDY NA (BC)	0	0.00	18.75
3071208	TAKING CARE OF BUSINESS (TCOB)	6	115.88	76.86
3071601	BRITISH COLUMBIA RSC	2	2,625.00	3,375.00
<b>Region Total:</b>		<b>10</b>	<b>\$2,834.63</b>	<b>\$3,470.61</b>
<b>Buckeye Region</b>				
3081401	WESTERN RESERVE AREA (WRASCNA)	7	100.00	120.00
3081402	GREAT LAKES AREA (OH)	1	100.00	200.00
	INDIVIDUAL MEMBERS	0	0.00	20.00
3081601	BUCKEYE RSC	1	100.00	700.00
<b>Region Total:</b>		<b>9</b>	<b>\$300.00</b>	<b>\$1,040.00</b>
<b>California Inland Region</b>				
3801601	CALIFORNIA INLAND RSC	1	127.06	1,571.36
<b>Region Total:</b>		<b>1</b>	<b>\$127.06</b>	<b>\$1,571.36</b>
<b>California Midstate Region</b>				
3091201	FRIDAY MORNING EARLY START	1	7.10	0.00
3091203	YOSEMITE GROUP	2	75.00	0.00
3091204	COMMON NEEDS GROUP	2	59.41	98.92

# DONATIONS BY REGION REPORT

06-Jul-04

		Jul 03/ Jun 04 Number of Donations	Jul 03/ Jun 04 Donations	Jul 02/ Jun 03 Donations
<b>California Inland Region continued</b>				
3091209	JUST FOR TODAY GROUP (CA)	0	0.00	45.00
	INDIVIDUAL MEMBERS	1	472.50	10.00
3091601	CALIFORNIA MIDSTATE RSC	2	3,529.55	2,466.33
	<b>Region Total:</b>	8	<b>\$4,143.56</b>	<b>\$2,620.25</b>

## Carolina Region

3101401	SUN CITY AREA (SC)	3	257.30	361.83
3101402	SOUTH COASTAL AREA	9	309.30	167.25
3101403	CATAWBA VALLEY AREA	2	121.50	375.00
3101406	CAPITAL AREA (NC)	5	1,220.14	2,132.74
3101204	JUST FOR TODAY GROUP (NC)	4	113.00	59.88
3101208	SECOND CHANCE GROUP (SC)	4	184.05	56.46
3101209	SEEKER'S GROUP	0	0.00	50.00
3101210	FLOWERTOWN NA	5	155.00	302.00
3101219	WELCOME HOME GROUP (NC)	4	53.00	70.00
3101221	LIFE AFTER DRUGS GROUP (NC)	1	25.00	0.00
3101225	ANSWER GROUP OF NA	1	52.00	52.00
3101226	STAY CLEAN GROUP (SC)	1	400.00	200.00
3101228	DRIFTWOOD GROUP (NC)	0	0.00	60.00
3101230	PHOENIX GROUP (NC)	0	0.00	100.00
3101231	SURRENDER TO WIN GROUP (NC)	2	22.18	26.92
3101232	WORTH THE RIDE GROUP	2	251.38	120.00
3101233	HONEST DESIRE GROUP	0	0.00	500.00
3101234	GATEWAY TO FREEDOM	9	122.00	0.00
3101235	OUT TO LUNCH GROUP (NC)	1	62.00	0.00
3101236	BASIC TEXT EXPRESS (NC)	3	75.00	0.00
3101237	IT WORKS GROUP (NC)	1	242.88	0.00
3101238	LIVING IN REALITY GROUP (SC)	1	200.00	0.00
3101239	MIRACLES HOME GROUP (SC)	2	223.50	0.00
	INDIVIDUAL MEMBERS	1	-77.90	89.90
3101601	CAROLINA RSC	1	3,000.00	5,000.00
	<b>Region Total:</b>	62	<b>\$7,011.33</b>	<b>\$9,723.98</b>

## Central California Region

3111401	CENTRAL COAST AREA (CA)	10	719.34	1,196.04
3111402	GOLD COAST AREA (CA)	11	841.79	2,011.78
3111404	KERN COUNTY AREA	11	650.00	550.00
3111204	NEW ATTITUDES GROUP (CA)	5	600.00	1,200.00
3111207	FRIDAY NA WESTLAKE VILLAGE	3	1,317.00	274.02
3111210	STEP STUDY GROUP (CA)	3	300.00	0.00
3111601	CENTRAL CALIFORNIA RSC	5	16,661.55	20,059.82
	<b>Region Total:</b>	48	<b>\$21,089.68</b>	<b>\$25,291.66</b>

## Chesapeake & Potomoc Region

3121201	IT WORKS HOW & WHY GROUP (MD)	5	46.51	25.25
3121205	NEW ATTITUDES GROUP (VA)	0	0.00	87.66
	INDIVIDUAL MEMBERS	6	714.20	56.79
3121601	CHESAPEAKE AND POTOMOC RSC	2	12,759.22	16,922.84
	<b>Region Total:</b>	13	<b>\$13,519.93</b>	<b>\$17,092.54</b>



# DONATIONS BY REGION REPORT

06-Jul-04

		Jul 03/ Jun 04 Number of Donations	Jul 03/ Jun 04 Donations	Jul 02/ Jun 03 Donations
<b>Chicagoland Region</b>				
3131403	SWANA (IL)	7	63.15	57.99
3131404	SOUTH CITY AREA (IL)	6	1,196.65	2,185.68
3131405	NORTH CITY ASC	1	100.00	0.00
3133001	CHICAGO METRO UNITY CONVENTION	3	3,827.04	0.00
3131209	PRINCIPLES BEFORE PERSONALITYS	0	0.00	91.00
3131210	TU I TERAZ NA GROUP (IL)	1	30.00	40.00
	INDIVIDUAL MEMBERS	1	100.00	100.00
3131601	CHICAGOLAND RSC	2	6,000.00	0.00
	<b>Region Total:</b>	<b>21</b>	<b>\$11,316.84</b>	<b>\$2,474.67</b>
<b>Chile Region</b>				
30E1601	CHILE REGION	0	0.00	20.00
	<b>Region Total:</b>	<b>0</b>	<b>\$0.00</b>	<b>\$20.00</b>
<b>Colombia Region</b>				
3141400	CARTAGENA ASC	4	22.10	0.00
3141201	GRUPO EL CAMINO	0	0.00	24.11
3141202	GRUPO LA PLAYA	13	55.14	60.56
3141203	GRUPO NUEVO AMANECER (COL)	11	86.54	47.36
3141204	GRUPO LA PAZ	2	6.92	0.00
3141601	COLOMBIA RSC	0	0.00	333.22
	<b>Region Total:</b>	<b>30</b>	<b>\$170.70</b>	<b>\$465.25</b>
<b>Colorado Region</b>				
3151402	DENVER AREA	0	0.00	1,000.00
3151403	FOOTHILLS AREA (CO)	0	0.00	387.79
3151205	CLEAN & SERENE GROUP (CO)	6	158.34	326.26
3151214	JUST CAN'T MISS IT GROUP (CO)	0	0.00	50.00
3151215	GOLDEN GROUP (CO)	1	40.00	25.00
3151216	REALLY LAST CHANCE GROUP	2	24.37	38.80
3151217	OH MY GOD GROUP (CO)	0	0.00	30.00
3151218	CAFFEINE COALITION GROUP (CO)	0	0.00	25.00
3151219	VAGABONDS GROUP (CO)	2	70.00	0.00
3151220	ROAD TO GOLDEN RECOVERY	1	14.57	0.00
	INDIVIDUAL MEMBERS	1	100.00	1,279.00
3151601	COLORADO RSC	1	2,000.00	7,000.00
	<b>Region Total:</b>	<b>14</b>	<b>\$2,407.28</b>	<b>\$10,161.85</b>
<b>Connecticut Region</b>				
3161401	GREATER HARTFORD (GHANA)	4	798.12	1,763.96
3163002	PIG ROAST INC	1	6,000.00	5,000.00
3161201	NO OTHER WAY GROUP (CT)	3	136.60	99.50
3161203	STEPPIN' THRU IT ALL GROUP	6	297.00	265.00
3161206	STRAIGHT AHEAD GROUP (CT)	0	0.00	12.34
3161207	THE ONLY WAY BACK GROUP (CT)	1	52.00	89.30
3161208	MAKING HEADWAY GROUP	0	0.00	58.36
3161601	CONNECTICUT RSC	9	22,664.40	29,358.39
	<b>Region Total:</b>	<b>24</b>	<b>\$29,948.12</b>	<b>\$36,646.85</b>
<b>Costa Rica Region</b>				
	<b>Region Total:</b>	<b>0</b>	<b>\$0.00</b>	<b>\$0.00</b>

# DONATIONS BY REGION REPORT

06-Jul-04

		Jul 03/ Jun 04 Number of Donations	Jul 03/ Jun 04 Donations	Jul 02/ Jun 03 Donations
<b>Denmark Region</b>				
<b>Region Total:</b>		0	\$0.00	\$0.00
<b>Eastern New York Region</b>				
30A1601	EASTERN NEW YORK REGION	2	2,000.00	1,000.00
<b>Region Total:</b>		2	\$2,000.00	\$1,000.00
<b>Ecuador Region</b>				
<b>Region Total:</b>		0	\$0.00	\$0.00
<b>Florida Region</b>				
3181401	ORLANDO AREA	3	1,295.06	0.00
3181402	PALM COAST AREA (FL)	3	1,656.00	1,654.00
3181206	KISSIMMEE CONNECTION	11	257.27	226.00
3181210	THE NA WAY GROUP (FL)	2	18.80	0.00
3181211	FIFTH TRADITION GROUP (FL)	0	0.00	60.00
3181212	QUEST FOR SERENITY GROUP	0	0.00	17.12
3181213	UNITED WE STAND GROUP	8	175.00	80.70
3181214	MIRACLES OF FAITH II	5	93.42	31.28
3181216	IT WORKS HOW & WHY GROUP (FL)	1	62.00	30.00
3181218	MESSAGE OF RECOVERY GROUP	0	0.00	150.00
3181219	SOLO POR HOY (FL)	0	0.00	28.00
3181220	NEW ATTITUDES STEP MEETING	9	166.05	0.00
3181221	STEPS TO SERENITY GROUP (FL)	1	43.00	0.00
3181222	RECOVERY MATTERS GROUP (FL)	6	335.00	0.00
3181223	LITERATURE TO LIVE BY (FL)	1	14.00	0.00
3181224	UN NUEVO AMANECER (FL)	1	31.50	0.00
	INDIVIDUAL MEMBERS	2	56.00	35.00
3181601	FLORIDA RSC	3	18,961.50	20,845.33
<b>Region Total:</b>		56	\$23,164.60	\$23,157.43
<b>France Region</b>				
<b>Region Total:</b>		0	\$0.00	\$0.00
<b>Free State Region</b>				
3193001	FREE STATE REGIONAL CONVENTION	1	2,001.47	4,786.51
3191210	THURSDAY NIGHT CANDLELIGHT	1	8.85	0.00
3191212	CATOCTINE SERENITY GROUP	0	0.00	27.00
	INDIVIDUAL MEMBERS	0	0.00	10.00
3191601	FREE STATE RSC	4	11,774.80	27,145.98
<b>Region Total:</b>		6	\$13,785.12	\$31,969.49
<b>Georgia Region</b>				
3201401	SOUTH ATLANTA AREA (GA)	1	300.00	0.00
3201205	NEW HORIZONS GROUP (GA)	3	37.27	53.96
3201208	CLOSE ENCOUNTERS GROUP	4	460.47	430.16
3201210	JUST FOR TODAY (MILLEDGEVILLE)	0	0.00	42.00
3201214	LIVING FREE GROUP (GA)	4	213.62	0.00
3201216	STONE COLD RECOVERY GROUP	9	773.75	862.72
3201219	NA FOUNDATION GROUP	1	25.00	20.00
3201220	JUST FOR TODAY GROUP (GA)	4	84.00	59.00

# DONATIONS BY REGION REPORT

06-Jul-04

		Jul 03/ Jun 04 Number of Donations	Jul 03/ Jun 04 Donations	Jul 02/ Jun 03 Donations
<b>Georgia Region continued</b>				
3201221	THE GETTING OFF GROUP (GA)	0	0.00	236.02
3201223	NEW BEGINNINGS GROUP (GA)	6	117.74	142.54
3201224	BLIND FAITH GROUP (GA)	10	561.83	514.83
3201225	BY NA MEANS NECESSARY (GA)	0	0.00	63.70
3201226	THE BOTTOM GROUP OF NA (GA)	0	0.00	200.00
3201227	SURRENDER GROUP (GA)	6	207.20	77.00
3201228	NEW BEGINNINGS GROUP (GA)	3	145.83	65.92
3201229	THE BACK ROOM GROUP	5	420.00	236.00
3201230	KEEP COMING BACK GROUP (GA)	1	31.32	0.00
3201231	IP #2 GROUP OF NA	2	86.15	0.00
3201232	FAR OUT GROUP	2	67.00	0.00
	INDIVIDUAL MEMBERS	1	6.00	62.00
3201601	GEORGIA RSC	3	15,729.36	7,644.58
	<b>Region Total:</b>	<b>65</b>	<b>\$19,266.54</b>	<b>\$10,710.43</b>
<b>German Speaking Region</b>				
3211601	GERMAN SPEAKING RSC	1	233.52	100.00
	<b>Region Total:</b>	<b>1</b>	<b>\$233.52</b>	<b>\$100.00</b>
<b>Greater Illinois Region</b>				
3221404	LIVING THE DREAM AREA (IL)	2	258.10	190.91
3221204	SERENITY SEEKERS (IL)	1	53.00	120.00
3221214	PROGRESS NOT PREFECTION (IL)	1	54.96	0.00
3221601	GREATER ILLINOIS RSC	4	5,264.19	1,691.61
	<b>Region Total:</b>	<b>8</b>	<b>\$5,630.25</b>	<b>\$2,002.52</b>
<b>Greater New York Region</b>				
3231403	NEW YORK CITY AREA	10	2,150.00	3,214.00
3231406	EASTERN LONG ISLAND AREA	3	625.00	0.00
3231201	PRACTICING PRINCIPLES GROUP	2	224.52	433.44
3231203	2nd ON 2nd GROUP	0	0.00	25.00
3231213	FRIDAY FOCUS GROUP	0	0.00	50.00
3231222	KEEP IT SIMPLE GROUP (NY)	0	0.00	40.00
3231229	NEW START GROUP	0	0.00	50.00
3231238	FLEETWOOD SANCTUARY GROUP	0	0.00	15.00
3231240	THE DREAM IS REAL GROUP	2	43.27	0.00
3231241	CONSPIRACY OF RECOVERY GROUP	1	17.50	955.00
3231244	COMING BACK TO LIFE GROUP	0	0.00	260.48
3231245	LIFE AFTER DRUGS GROUP (NY)	1	20.00	20.00
3231246	GET REAL ON THE TERRACE	2	39.15	21.00
3231247	PERPETUAL CHANGE GROUP	0	0.00	255.00
3231248	CARRY THE MESSAGE GROUP (NY)	0	0.00	111.00
3231249	MIRACLE ON 24th STREET	1	27.50	0.00
3231250	FINALLY FOUND A HOME GROUP	1	100.00	0.00
	INDIVIDUAL MEMBERS	2	28.00	0.00
	<b>Region Total:</b>	<b>25</b>	<b>\$3,274.94</b>	<b>\$5,449.92</b>
<b>Greater Philadelphia Region</b>				
3241401	DELCO AREA	3	581.16	2,333.61
3241403	SCHUYKILL VALLEY AREA	0	0.00	190.30
3121202	TUESDAY NIGHT FREEDOM FIGHT	0	0.00	103.00
3241201	FOLSOM GROUP	9	345.00	310.00
	INDIVIDUAL MEMBERS	17	1,323.80	100.00
	<b>Region Total:</b>	<b>29</b>	<b>\$2,249.96</b>	<b>\$3,036.91</b>

# DONATIONS BY REGION REPORT

06-Jul-04

		Jul 03/ Jun 04 Number of Donations	Jul 03/ Jun 04 Donations	Jul 02/ Jun 03 Donations
<b>Greece Region</b>				
30F1201	ILIOUPOLIS GROUPE	1	184.02	0.00
<b>Region Total:</b>		<b>1</b>	<b>\$184.02</b>	<b>\$0.00</b>
<b>Hawaii Region</b>				
3251401	OAHU AREA (HI)	10	764.53	781.76
3253001	DOWNTOWN OHANA ANNUAL PICNIC	1	64.00	0.00
	INDIVIDUAL MEMBERS	1	60.00	0.00
3251601	HAWAII RSC	4	1,513.27	1,152.96
<b>Region Total:</b>		<b>16</b>	<b>\$2,401.80</b>	<b>\$1,934.72</b>
<b>India Region</b>				
<b>Region Total:</b>		<b>0</b>	<b>\$0.00</b>	<b>\$0.00</b>
<b>Indiana Region</b>				
3261401	CROSSROADS AREA (IN)	4	531.43	641.34
3261402	SOUTH SHORE AREA (IN)	2	500.00	1,100.00
3261403	MID - STATE AREA (IN)	1	93.68	341.81
3261405	NORTHEASTERN INDIANA AREA	2	255.19	332.90
3261407	NORTH CENTRAL INDIANA AREA	1	721.50	0.00
3263001	INDIANA REGION CONVENTION	1	5,500.00	5,000.00
3263002	END OF SUMMER CELEBRATION	1	200.00	0.00
3261206	JIMMY'S KIDS GROUP	1	75.00	0.00
3261209	IT WORKS HOW & WHY GROUP (IN)	0	0.00	65.00
3261210	THERE IS HOPE GROUP (IN)	2	56.70	0.00
3261212	TUESDAY NIGHT NA (IN)	8	78.10	98.50
3261219	MIRACLES OF RECOVERY	6	120.00	60.00
	INDIVIDUAL MEMBERS	1	12.50	0.00
3261601	INDIANA RSC	6	2,240.51	2,473.87
<b>Region Total:</b>		<b>36</b>	<b>\$10,384.61</b>	<b>\$10,113.42</b>
<b>Iowa Region</b>				
3271402	SIOUXLAND AREA (IA)	0	0.00	60.00
3271204	RATHBUN REGIONAL NA	1	200.00	100.00
3271205	TUESDAY NIGHT NA (IA)	0	0.00	40.00
3271601	IOWA RSC	3	5,332.38	1,984.81
<b>Region Total:</b>		<b>4</b>	<b>\$5,532.38</b>	<b>\$2,184.81</b>
<b>Italy Region</b>				
<b>Region Total:</b>		<b>0</b>	<b>\$0.00</b>	<b>\$0.00</b>
<b>Ireland Region</b>				
<b>Region Total:</b>		<b>0</b>	<b>\$0.00</b>	<b>\$0.00</b>
<b>Japan Region</b>				
3291204	TOKYO GROUP	0	0.00	96.04
3291205	YOKOHAMA GROUP	2	203.31	0.00
	INDIVIDUAL MEMBERS	0	0.00	50.00
3291601	JAPAN REGIONAL SERVICE	3	2,040.92	1,000.00
<b>Region Total:</b>		<b>5</b>	<b>\$2,244.23</b>	<b>\$1,146.04</b>

# DONATIONS BY REGION REPORT

06-Jul-04

		Jul 03/ Jun 04 Number of Donations	Jul 03/ Jun 04 Donations	Jul 02/ Jun 03 Donations
<b>Kentuckiana Region</b>				
3301203	HOW IT WORKS GROUP (IN)	6	243.00	212.00
3301211	STEPS TO FREEDOM GROUP (IN)	0	0.00	44.09
	INDIVIDUAL MEMBERS	0	0.00	5.00
3301601	KENTUCKIANA RSC	1	3,273.82	2,535.92
	<b>Region Total:</b>	<b>7</b>	<b>\$3,516.82</b>	<b>\$2,797.01</b>
<b>Le Nordet</b>				
3891601	LE NORDET RSC	1	1,875.00	0.00
	<b>Region Total:</b>	<b>1</b>	<b>\$1,875.00</b>	<b>\$0.00</b>
<b>Lone Star Region</b>				
3311401	DALLAS AREA	1	1,000.00	0.00
3311403	FORT WORTH AREA	0	0.00	208.81
3311408	EAST TEXAS AREA	0	0.00	42.35
3311201	CENTRAL GROUP (CGINA)	0	0.00	700.00
3311203	ANOTHER CHANCE GROUP (TX)	8	456.91	26.03
3311206	HIGH ON LIFE GROUP (TX)	3	60.00	0.00
3311207	JUST FOR TODAY GROUP (TX)	9	100.00	155.00
3311208	LIVING RECOVERY GROUP (TX)	1	49.32	79.43
3311209	NEW BEGINNINGS GROUP (TX)	6	101.00	536.00
3311210	RICHARDSON GROUP	5	197.90	169.48
3311211	NORTHSIDE NA GROUP (TX)	6	532.66	713.03
3311212	LAST HOUSE ON THE BLOCK (TX)	5	92.55	86.55
3311217	SOS GROUP (TX)	0	0.00	120.00
3311218	WELCOME HOME GROUP (TX)	0	0.00	15.00
3311219	VISIONS OF RECOVERY GROUP	0	0.00	120.00
3311220	FORT WORTH 24 HOUR NA GROUP	9	225.00	50.00
3311221	REFINISHING GROUP	8	250.00	25.00
3311222	NEW ATTITUDES GROUP (TX)	1	100.00	0.00
3311223	BROADWAY GROUP (TX)	1	50.00	0.00
3311224	KEEP IT SIMPLE GROUP (TX)	2	45.00	0.00
3311601	LONE STAR RSC	4	1,600.00	4,550.00
	<b>Region Total:</b>	<b>69</b>	<b>\$4,860.34</b>	<b>\$7,596.68</b>
<b>Louisiana Region</b>				
3321206	MIRACLES HAPPEN GROUP (LA)	1	25.00	0.00
3321601	LOUISIANA RSC	4	2,300.00	3,325.59
	<b>Region Total:</b>	<b>5</b>	<b>\$2,325.00</b>	<b>\$3,325.59</b>
<b>Metro Detroit Region</b>				
3781401	WW/MC AREA	10	4,063.62	6,124.03
3781402	TRI - CITIES AREA (MI)	3	130.09	8.67
3781205	NO MORE EXCUSES GROUP (MI)	0	0.00	15.00
3781601	METRO DETROIT RSC	5	350.00	419.01
	<b>Region Total:</b>	<b>18</b>	<b>\$4,543.71</b>	<b>\$6,566.71</b>
<b>Mexico Region</b>				
		<b>0</b>	<b>\$0.00</b>	<b>\$0.00</b>

# DONATIONS BY REGION REPORT

06-Jul-04

		Jul 03/ Jun 04 Number of Donations	Jul 03/ Jun 04 Donations	Jul 02/ Jun 03 Donations
<b>Michigan Region</b>				
3331401	GREATER GRAND RAPIDS AREA	5	499.20	464.00
3331402	CAPITAL AREA (MI)	2	159.77	218.55
3331403	BATTLE CREEK AREA	3	145.28	262.93
3331207	HEAVENLY EXPRESS GROUP (MI)	5	145.00	128.53
3331216	BENTON HARBOR GROUP	8	120.00	117.00
3331224	PRINCIPLES BEFORE PERSONALITY'S INDIVIDUAL MEMBERS	0 0	0.00 0.00	50.00 41.00
3331601	MICHIGAN RSC	3	1,077.21	673.26
	<b>Region Total:</b>	<u>26</u>	<u>\$2,146.46</u>	<u>\$1,955.27</u>
<b>Mid America Region</b>				
3341209	RECOVERY IS POSSIBLE (KS)	0	0.00	15.00
3341216	YAWAN NA GROUP	1	40.00	0.00
3341217	RECOVERY FIRST GROUP (KS)	4	349.27	80.22
3341219	FLYING FREE GROUP (KS)	2	175.00	100.00
3341220	NEW WAY NA GROUP (KS)	7	201.00	10.00
3341221	BLUE RIDGE NA (KS)	1	77.00	0.00
3341601	MID - AMERICA RSC	1	32.36	47.44
	<b>Region Total:</b>	<u>16</u>	<u>\$874.63</u>	<u>\$252.66</u>
<b>Mid Atlantic Region</b>				
3351401	SMALL WONDER AREA OF NA	0	0.00	4,226.14
3351404	POCONO MOUNTAINS AREA (PA)	1	48.16	0.00
3353001	MARLCNA/CONVENFERENCE	0	0.00	106.00
3351207	CLEAN & SERENE GROUP (PA) INDIVIDUAL MEMBERS	0 1	0.00 20.00	87.00 2.00
3351601	MID - ATLANTIC RSC	3	23,678.25	17,855.49
	<b>Region Total:</b>	<u>5</u>	<u>\$23,746.41</u>	<u>\$22,276.63</u>
<b>Minnesota Region</b>				
3361206	HUGS NOT DRUGS GROUP (MN)	0	0.00	24.39
3361209	MINNEAPOLIS LESBIAN & GAY	2	80.00	0.00
3361210	THATS IT NA GROUP (MN) INDIVIDUAL MEMBERS	1 2	10.00 4.00	0.00 0.00
3361601	MINNESOTA RSC	0	0.00	25,007.67
	<b>Region Total:</b>	<u>5</u>	<u>\$94.00</u>	<u>\$25,032.06</u>
<b>Mississippi Region</b>				
3921401	MISSISSIPPI DELTA AREA (MDANA)	9	611.00	809.90
3921203	MAINLINE RECOVERY GROUP	9	90.00	60.00
3921205	WAY OF LIFE GROUP (MS)	0	0.00	25.00
3921206	KOSCIUSKO NA GROUP (MS)	0	0.00	25.00
3921209	RIVERSIDE RECOVERY GROUP	0	0.00	23.22
3921210	DELTA ALPHA NA GROUP	0	0.00	100.00
3921211	STARLITE RECOVERY GROUP (MS)	3	40.00	0.00
3921601	MISSISSIPPI REGION	1	500.00	50.00
	<b>Region Total:</b>	<u>22</u>	<u>\$1,241.00</u>	<u>\$1,093.12</u>
<b>Montana Region</b>				
3371601	MONTANA RSC	3	1,353.00	550.00
	<b>Region Total:</b>	<u>3</u>	<u>\$1,353.00</u>	<u>\$550.00</u>

# DONATIONS BY REGION REPORT

06-Jul-04

		Jul 03/ Jun 04 Number of Donations	Jul 03/ Jun 04 Donations	Jul 02/ Jun 03 Donations
<b>Mountain Valley Region</b>				
3381403	WESTERN MASSACHUSETTS AREA	0	0.00	1,482.50
3381404	BERKSHIRE COUNTY AREA (MA)	3	506.36	662.37
3381601	MOUNTAIN VALLEY RSC	1	5,000.00	0.00
<b>Region Total:</b>		<b>4</b>	<b>\$5,506.36</b>	<b>\$2,144.87</b>
<b>Mountaineer Region</b>				
3391401	SOUTHERN COAL FIELDS UNLIMITED	1	150.00	0.00
3391601	MOUNTAINEER RSC	3	1,050.00	0.00
<b>Region Total:</b>		<b>4</b>	<b>\$1,200.00</b>	<b>\$0.00</b>
<b>Northeast Atlantic Region</b>				
3401403	ANNAPOLIS VALLEY AREA (NS)	0	0.00	27.00
3401405	NEW BRUNSWICK AREA (NB)	1	165.90	68.33
<b>Region Total:</b>		<b>1</b>	<b>\$165.90</b>	<b>\$95.33</b>
<b>Nebraska Region</b>				
3411404	ELKHORN VALLEY AREA	4	104.77	116.11
3411203	SURVIVORS GROUP (NE)	0	0.00	44.75
3411205	NEW DAY GROUP (NE)	2	163.00	188.00
3411208	HAPPY HAVELOCK GROUP	3	189.50	27.00
<b>Region Total:</b>		<b>9</b>	<b>\$457.27</b>	<b>\$375.86</b>
<b>New England Region</b>				
3421401	MARTHA'S VINEYARD AREA (MA)	1	100.00	0.00
3421405	GREATER PROVIDENCE AREA	0	0.00	400.00
3421202	WATERTOWN MEN'S GROUP (MA)	1	90.00	104.50
3421204	JUST DON'T DO DRUGS (MA)	0	0.00	14.00
3421210	THE BETTER WAY GROUP	0	0.00	83.00
3421211	90 IN 90 GROUP	0	0.00	100.00
3421212	BRIDGE OVER TROUBLED WATERS	1	10.00	0.00
3421213	MONDAY NIGHT AT MARY'S GROUP	1	21.75	0.00
3421601	NEW ENGLAND RSC	6	15,073.29	19,269.58
<b>Region Total:</b>		<b>10</b>	<b>\$15,295.04</b>	<b>\$19,971.08</b>
<b>New Jersey Region</b>				
3431401	BURLINGTON AREA	3	977.80	986.79
3431201	BURNING DESIRES GROUP (NJ)	4	144.75	57.88
3431205	FRANCIS HOUSE GROUP	1	20.58	0.00
3431601	NEW JERSEY RSC	4	27,200.00	27,600.00
<b>Region Total:</b>		<b>12</b>	<b>\$28,343.13</b>	<b>\$28,644.67</b>
<b>Northeast Region (NERF)</b>				
<b>Region Total:</b>		<b>0</b>	<b>\$0.00</b>	<b>\$0.00</b>
<b>Northern California Region</b>				
3441401	SAN FRANCISCO AREA	9	1,400.00	3,700.00
3441402	GREATER SAN JOSE AREA	7	3,454.02	8,002.54
3441403	CONTRA COSTA AREA	9	1,768.68	2,885.85
3441405	EAST BAY NORTH AREA	1	60.00	78.52
3441410	HUMBOLDT - DEL NORTE AREA (HD)	1	100.00	85.00
3441202	OPEN ARMS GROUP (CA)	1	33.00	0.00

# DONATIONS BY REGION REPORT

06-Jul-04

		Jul 03/ Jun 04 Number of Donations	Jul 03/ Jun 04 Donations	Jul 02/ Jun 03 Donations
<b>Northern California Region continued</b>				
3441204	LOS GATOS HOME GROUP	1	50.00	244.32
3441207	NEW BEGINNINGS GROUP (CA)	0	0.00	100.00
3441208	WEDNESDAY NITE LIVE GROUP (CA)	1	40.00	0.00
3441218	HOW & WHY STUDY GROUP	0	0.00	13.00
3441219	STEP STUDY GROUP (CA)	1	70.00	122.40
3441222	GOOD VIBE TRIBE GROUP	0	0.00	23.00
3441224	ILLNESS & INJURY IN RECOVERY	1	35.00	0.00
3441227	ORLAND MUSTARD SEED GROUP	7	177.59	444.78
3441228	ALCOHOL IS A DRUG GROUP	4	91.86	47.75
3441234	BACK TO BASICS GROUP (CA)	0	0.00	113.00
3441237	EASY DOES IT GROUP (CA)	0	0.00	15.13
3441239	JOE'S PLACE GROUP	9	50.00	55.00
3441240	THE GOLDEN ROAD MEETING	0	0.00	118.85
3441241	GRAB BAG GROUP (CA)	0	0.00	60.00
3441242	NA NOONERS GROUP (CA)	0	0.00	200.00
3441243	RECOVERY IN THE REDWOODS	6	150.00	100.00
3441244	TUESDAY STEP STUDY (CA)	1	62.00	0.00
3441245	YOUNG PEOPLES GROUP	5	129.50	0.00
3441246	CREST GROUP	2	226.96	0.00
3441247	JUST FOR TODAY GROUP (CA)	1	10.00	0.00
3441248	OLD TIME NA GROUP	1	5.00	0.00
3441249	DARIES CAMPUS	1	10.00	0.00
3441250	RECOVERY ROCKS GROUP (CA)	1	10.00	0.00
3441251	POINT OF FREEDOM GROUP	1	328.00	0.00
	INDIVIDUAL MEMBERS	3	73.50	50.00
3441601	NORTHERN CALIFORNIA RSC	8	66,580.42	86,880.06
	<b>Region Total:</b>	<b>82</b>	<b>\$74,915.53</b>	<b>\$103,339.20</b>
<b>Northern New England Region</b>				
3381201	LEARNING TO LIVE GROUP (NH)	1	106.25	0.00
3451203	EMANON NA GROUP (NH)	1	57.25	0.00
3451207	VISION OF HOPE GROUP (NH)	8	168.40	40.00
3451211	MONDAY'S MESSAGE GROUP (ME)	0	0.00	76.14
3451212	SATURDAY MORNING MEETING	1	30.30	0.00
	INDIVIDUAL MEMBERS	1	5.00	0.00
3451601	NORTHERN NEW ENGLAND RSC	5	2,687.03	987.05
	<b>Region Total:</b>	<b>17</b>	<b>\$3,054.23</b>	<b>\$1,103.19</b>
<b>Northern New Jersey Region</b>				
3431403	FREEDOM THROUGH UNITY AREA	3	594.72	698.48
3461402	BERGEN AREA	2	1,570.26	0.00
3461403	SOUTH HUDSON AREA (NJ)	0	0.00	500.00
3461404	GREATER PATERSON AREA	1	2,000.00	0.00
3461405	HUDSON COUNTY AREA	4	425.00	82.00
3461203	ROCKAWAY RECOVERY	3	88.13	0.00
3461204	CLEAN SLATE GROUP	1	30.00	0.00
	INDIVIDUAL MEMBERS	3	44.15	0.00
3461601	NORTHERN NEW JERSEY RSC	3	12,500.00	1,200.00
	<b>Region Total:</b>	<b>20</b>	<b>\$17,252.26</b>	<b>\$2,480.48</b>
<b>Northern New York Region</b>				
3471403	HEART OF NEW YORK AREA	0	0.00	100.00
3471404	FINGER LAKES AREA (NY)	0	0.00	598.57
3471405	BUFFALO AREA (NY)	1	2,000.00	0.00



# DONATIONS BY REGION REPORT

06-Jul-04

		<b>Jul 03/ Jun 04</b>	<b>Jul 03/ Jun 04</b>	<b>Jul 02/ Jun 03</b>
		<b>Number of Donations</b>	<b>Donations</b>	<b>Donations</b>
<b>Northern New York Region continued</b>				
3471219	FREEDOM GROUP (NY)	0	0.00	10.00
3471220	FRANKLINVILLE DISCUSSION GROUP	1	300.00	0.00
3471601	NORTHERN NEW YORK RSC	3	112.86	139.62
	<b>Region Total:</b>	<b>5</b>	<b>\$2,412.86</b>	<b>\$848.19</b>

## Norway Region

3971601	NORWAY REGION	1	4,429.05	0.00
	<b>Region Total:</b>	<b>1</b>	<b>\$4,429.05</b>	<b>\$0.00</b>

## Ohio Region

3481401	GREATER CINCINNATI AREA	5	966.30	623.34
3481214	KENT GRATEFUL & ALIVE GROUP	0	0.00	18.00
3481215	WEST SIDE STORY GROUP	0	0.00	50.00
3481218	MONDAY NIGHT MAYSVILLE NA	1	100.00	200.00
3481220	FREEDOM GROUP OF NA (OH)	0	0.00	250.00
3481222	MIRACLES ON MOXAHALA (OH)	2	200.00	250.00
3481228	ALL WILL BE WELL GROUP (OH)	0	0.00	9.00
3481229	THERAPEUTIC VALUE GROUP	1	50.00	80.00
3481230	LOST & FOUND GROUP (OH)	0	0.00	23.27
3481231	FREE TODAY GROUP (OH)	3	29.00	18.00
3481232	BLINKING LIGHT GROUP (OH)	1	200.00	250.00
3481233	GRATEFUL & ALIVE (OH)	3	44.00	0.00
3481234	LANDEN-MASON RECOVERY GROUP	1	20.00	0.00
3481235	NEW HOPE GROUP (OH)	1	100.00	0.00
3481601	OHIO REGIONAL SERVICE (ORSCNA)	4	12,143.56	3,775.01
	<b>Region Total:</b>	<b>22</b>	<b>\$13,852.86</b>	<b>\$5,546.62</b>

## Oklahoma Region

3491402	PLAINS AREA OF NA (OK)	1	150.00	150.00
3491403	WESTERN AREA (OK)	1	286.99	0.00
3493001	SHAWNEE FALL CONVENTION	0	0.00	100.00
3491202	SHAWNEE ORIGINAL GROUP	3	95.00	130.00
3491205	HUMP DAY GROUP (OK)	0	0.00	23.80
3491207	PEACE OF MIND GROUP (OK)	4	174.81	291.49
3491209	SATURDAY NIGHT LIGHT GROUP	1	100.00	200.00
3491211	DIFFERENT WAY NA GROUP (OK)	1	20.00	40.00
3491212	STEPPIN' OUT GROUP	0	0.00	112.43
3491213	NORTHSIDE STROLL GROUP	2	30.00	0.00
3491214	DUNCAN NA GROUP	2	40.00	0.00
3491216	STEP TO KEY GROUP	0	0.00	10.00
3491217	CLAREMORE NA	3	120.00	0.00
3491218	FOYIL GROUP (OK)	1	15.00	0.00
3491219	HEALDTON NA GROUP	1	5.00	0.00
3491220	BRIDGEWAY GROUP	2	10.00	0.00
3491601	OKLAHOMA RSC	1	6,000.00	6,000.00
	<b>Region Total:</b>	<b>23</b>	<b>\$7,046.80</b>	<b>\$7,057.72</b>

## Ontario Region

3501402	TORONTO AREA SERVICE COMMITTEE	2	10.97	0.00
3501403	LIMESTONE AREA (LANA)	0	0.00	13.13
3501204	HOPE WITHOUT DOPE GROUP (ON)	1	0.00	0.00
3501211	KISS THE LIE GOODBYE (ON)	0	0.00	7.50

# DONATIONS BY REGION REPORT

06-Jul-04

		<b>Jul 03/ Jun 04 Number of Donations</b>	<b>Jul 03/ Jun 04 Donations</b>	<b>Jul 02/ Jun 03 Donations</b>
<b>Ontario Region continued</b>				
3501212	FREEDOM GROUP (ON)	1	112.50	176.37
3501213	STEP INTO RECOVERY (ON)	0	0.00	37.50
3501214	FAITH IN LIFE GROUP (ON)	1	134.07	124.70
3501215	WELCOME HOME GROUP (ON)	1	70.26	0.00
3501601	ONTARIO RSC	1	1,500.00	2,625.00
	<b>Region Total:</b>	<b>7</b>	<b>\$1,827.80</b>	<b>\$2,984.20</b>
<b>Pacific Cascade Region</b>				
3511403	BAY AREA	0	0.00	162.48
3513001	EUGENE AREA ACTIVITIES	1	202.00	0.00
3511209	OUT TO LUNCH BUNCH (OR)	1	100.00	50.00
3511211	PRAD 12 STEP GROUP	0	0.00	51.00
3511213	TOGETHER WE CAN GROUP (OR)	1	60.00	55.00
3511214	SERENITY - WELL GROUP (OR)	1	44.37	0.00
3511601	PACIFIC CASCADE RSC	2	2,349.80	10,767.95
	<b>Region Total:</b>	<b>6</b>	<b>\$2,756.17</b>	<b>\$11,086.43</b>
<b>Panama Region</b>				
3911601	PANAMA RSC	1	250.00	0.00
	<b>Region Total:</b>	<b>1</b>	<b>\$250.00</b>	<b>\$0.00</b>
<b>Peru Region</b>				
30C1601	PERU REGION	0	0.00	100.00
	<b>Region Total:</b>	<b>0</b>	<b>\$0.00</b>	<b>\$100.00</b>
<b>Phillipines Region</b>				
	<b>Region Total:</b>	<b>0</b>	<b>\$0.00</b>	<b>\$0.00</b>
<b>Portugal Region</b>				
3521601	PORTUGAL REGION	0	0.00	353.40
	<b>Region Total:</b>	<b>0</b>	<b>\$0.00</b>	<b>\$353.40</b>
<b>Quebec Region</b>				
3531601	QUEBEC RSC/C.S.R.Q.N.A.	0	0.00	1,500.00
	<b>Region Total:</b>	<b>0</b>	<b>\$0.00</b>	<b>\$1,500.00</b>
<b>Region del Coqui (Puerto Rico)</b>				
3841401	NORTE CENTRO AREA (CSNAANC)	6	171.20	0.00
3841402	AREA DE MAYAGUEZ (PR)	3	64.00	0.00
	INDIVIDUAL MEMBERS	1	93.00	0.00
3841601	REGION DEL COQUI	3	551.21	420.00
	<b>Region Total:</b>	<b>13</b>	<b>\$879.41</b>	<b>\$420.00</b>
<b>Region 51 Narcotics Anonymous</b>				
3621401	SOUTHERN NEVADA AREA	0	0.00	730.73
3621402	EAST LAS VEGAS AREA	4	1,751.37	1,661.29
3621403	NORTH BY NORTHWEST AREA	10	3,145.32	500.00
3621201	LIVING CLEAN GROUP (NV)	4	121.10	174.13
3621204	WHO'S HOUSE IS IT ANYWAY GROUP	0	0.00	83.72
3621205	THAT WAS THEN THIS IS NOW	4	72.02	33.18
3621206	IT JUST DOESN'T GET ANY BETTER	3	41.55	196.50

# DONATIONS BY REGION REPORT

06-Jul-04

		Jul 03/ Jun 04 Number of Donations	Jul 03/ Jun 04 Donations	Jul 02/ Jun 03 Donations
<b>Region 51 Narcotics Anonymous continued</b>				
3621207	FRIDAY NIGHT PM RECOVERY (NV)	4	295.46	210.40
3621212	YOU ARE A STRANGER HERE ONCE	5	358.85	446.00
3621214	THURSDAY'S TOPIC GROUP	1	31.00	30.00
3621215	RENEGADE GROUP OF NA (NV)	2	49.11	0.00
3621216	EAST SIDE STORY GROUP (NV)	4	156.70	137.92
3621217	THERE IS NO SUBSTITUTE GROUP	3	77.12	63.40
3621218	STEPS TO FREEDOM GROUP (NV)	2	19.75	37.83
3621221	JUST FOR TODAY GROUP (NV)	0	0.00	77.90
3621226	FRIDAY NIGHT FIX GROUP (NV)	0	0.00	60.95
3621228	ULTIMATE HIGH GROUP	11	251.51	209.23
3621229	SATURDAY NIGHT SURRENDER GRP	0	0.00	69.00
3621230	ADDICTS TOGETHER (NV)	6	348.68	0.00
3621601	REGION 51 NARCOTICS ANONYMOUS	1	6,280.11	3,309.21
	<b>Region Total:</b>	<b>64</b>	<b>\$12,999.65</b>	<b>\$8,031.39</b>

## Red River Region

30H1601	RED RIVER RSC	1	200.00	0.00
	<b>Region Total:</b>	<b>1</b>	<b>\$200.00</b>	<b>\$0.00</b>

## Region of the Virginians

3541402	ROANOKE VALLEY AREA (VA)	5	635.85	0.00
3541403	PIEDMONT AREA (VA)	1	898.42	598.17
3541404	APPALACHIAN AREA (VA)	2	338.28	0.00
3541406	SHENANDOAH VALLEY AREA (VA)	0	0.00	70.00
3541407	NEW DOMINION AREA	1	369.64	598.76
3541408	NORVANA AREA	1	2,000.00	0.00
3541201	SURVIVORS GROUP (VA)	1	27.00	0.00
3541206	NEW VISION GROUP	0	0.00	60.00
3541207	CLEAN & SOBER GROUP	2	102.60	101.38
3541213	SAVE URANUS GROUP	1	130.00	0.00
3541214	LIFE LINE GROUP	1	30.00	0.00
	INDIVIDUAL MEMBERS	0	0.00	30.00
3541601	REGION OF THE VIRGINIANS RSC	3	18,928.49	17,951.70
	<b>Region Total:</b>	<b>18</b>	<b>\$23,460.28</b>	<b>\$19,410.01</b>

## Rio Grande Region

3551402	GREATER ALBUQUERQUE AREA	4	1,287.16	622.68
3551208	WE NEVER HAD IT SO GOOD	8	186.83	103.37
3551209	BASIC GROUP NA (NM)	2	39.07	71.89
3551210	NEVER ALONE GROUP (NM)	1	20.00	0.00
	INDIVIDUAL MEMBERS	2	85.00	0.00
3551601	RIO GRANDE RSC	0	0.00	1,042.48
	<b>Region Total:</b>	<b>17</b>	<b>\$1,618.06</b>	<b>\$1,840.42</b>

## San Diego/Imperial Region

3561402	NORTH COAST AREA (CA)	4	20.00	0.00
3561202	SLEEPING MONKEY	1	0.00	0.00
3561207	A NEW WAY OF LIFE GROUP (CA)	0	0.00	104.00
3561209	HERE & NOW GROUP (CA)	1	35.00	263.00
3561211	STEP STUDY GROUP (CA)	1	15.00	156.00
3561212	BASIC TEXT STUDY GROUP (CA)	2	44.86	0.00
3561213	JUST FOR TODAY GROUP (CA)	0	0.00	231.40
3561214	LITERATURE EXPRESS GROUP	0	0.00	40.50
3561215	SATURDAY MORNING LIVE (CA)	5	60.00	0.00
3561216	SUNDAY STEP STUDY GROUP	5	60.00	0.00

# DONATIONS BY REGION REPORT

06-Jul-04

		<b>Jul 03/ Jun 04</b>	<b>Jul 03/ Jun 04</b>	<b>Jul 02/ Jun 03</b>
		<b>Number of Donations</b>	<b>Donations</b>	<b>Donations</b>
<b>San Diego/Imperial Region continued</b>				
3561217	SOLANA BEACH WEDNESDAY NIGHT	2	76.41	0.00
3561218	SOLANA BEACH FRIDAY NIGHT	1	20.00	0.00
3561219	INSIGHT GROUP (CA)	1	86.50	0.00
	INDIVIDUAL MEMBERS	0	0.00	60.00
3561601	SAN DIEGO/IMPERIAL RSC	17	8,324.02	1,935.89
	<b>Region Total:</b>	<b>40</b>	<b>\$8,741.79</b>	<b>\$2,790.79</b>

## Show Me Region

3571403	GREATER ST CHARLES AREA	3	2,201.93	577.55
3573001	FLIGHT TO FREEDOM CAMPOUT	2	496.00	344.48
3571201	INNER CITY SERENITY GROUP	3	83.53	25.00
3571205	NASHVILLE UNITY GROUP	1	31.00	88.31
3571206	ANOTHER SUNRISE GROUP	3	246.71	390.15
3571211	MEXICO GROUP	6	172.93	81.67
3571212	SPIRITUAL CONNECTION	0	0.00	90.00
3571214	STEP BY STEP GROUP (MO)	4	146.39	8.88
3571215	NEW LIFE GROUP (MO)	0	0.00	50.00
3571226	REALITY ALLEY HOME GROUP	2	30.00	30.00
3571229	NEW ATTITUDE GROUP (MO)	0	0.00	18.00
3571230	JUST FOR TODAY GROUP (MO)	0	0.00	350.00
	INDIVIDUAL MEMBERS	1	2.00	0.00
3571601	SHOW ME RSC	4	17,406.92	18,047.12
	<b>Region Total:</b>	<b>29</b>	<b>\$20,817.41</b>	<b>\$20,101.16</b>

## Sierra Sage Region

3581202	REACHING FOR RECOVERY GROUP	1	395.00	220.00
3581204	JUST FOR TODAY GROUP (NV)	0	0.00	44.67
3581205	THURSDAY NOONER GROUP (NV)	1	50.00	20.00
3581206	I CHOOSE LIFE GROUP	0	0.00	90.00
3581207	SILVER-STAGE GROUP (NV)	1	5.00	0.00
3581208	MOUNTAIN MAMAS GROUP	1	8.80	0.00
	INDIVIDUAL MEMBERS	1	20.00	14.52
3581601	SIERRA SAGE RSC	13	1,300.00	1,200.00
	<b>Region Total:</b>	<b>18</b>	<b>\$1,778.80</b>	<b>\$1,589.19</b>

## South Dakota Region

3051403	WEST RIVER AREA (WRANA)	1	50.00	200.00
3051206	ABERDEEN NA GROUP (SD)	1	10.00	10.00
	<b>Region Total:</b>	<b>2</b>	<b>\$60.00</b>	<b>\$210.00</b>

## South Florida Region

3591401	SOUTH DADE AREA	1	500.00	0.00
3591404	SOUTH BROWARD AREA	2	700.00	2,533.14
3591405	SUNSET COAST AREA (FL)	1	75.51	200.00
3591203	A TRAIN TO SOMEWHERE GROUP	4	102.77	35.40
3591205	THE TRUTH WILL SET YOU FREE	4	120.00	155.00
3591225	NEW SUNDAY NIGHT REVIEW	4	179.00	55.00
3591228	THE LIE IS DEAD GROUP (FL)	1	20.07	61.19
3591229	TODAY WE LIVE GROUP	2	101.00	119.00
3591230	SUNDAY SKOOL GROUP	7	99.15	41.42
3591231	KEY BISCAYNE RECOVERY	4	70.00	31.00
3591233	LEARNING TO LIVE GROUP (FL)	1	18.28	0.00
3591234	ELECTRIC LUNCH (FL)	2	60.00	0.00
3591235	NEW SUNDAY MORNING (FL)	4	56.00	0.00

# DONATIONS BY REGION REPORT

06-Jul-04

		Jul 03/ Jun 04 Number of Donations	Jul 03/ Jun 04 Donations	Jul 02/ Jun 03 Donations
<b>South Florida Region continued</b>				
3591236	LAST CHANCE GROUP (FL)	2	500.00	0.00
3591237	NEW HOPE GROUP (FL)	2	10.00	0.00
3591238	IT WORKS GROUP (FL)	2	35.00	0.00
	INDIVIDUAL MEMBERS	5	382.00	1,001.50
3591601	SOUTH FLORIDA RSC	3	16,800.00	11,911.38
	<b>Region Total:</b>	51	\$19,828.78	\$16,144.03

## Southern California Region

3601403	WESTEND AREA (CA)	6	4,911.69	835.11
3601407	SANTA CLARITA AREA	5	566.24	242.71
3601408	EASTERN SIERRA AREA	3	158.27	243.06
3601206	TOPANGA TRANQUIL GROUP	9	321.00	640.64
3601210	BASIC SPEAKER MEETING	8	150.12	296.34
3601217	COMING HOME GROUP	1	10.00	0.00
3601218	WE CAME TO BELIEVE GROUP	8	526.00	408.10
3601220	COURAGE TO CHANGE (CA)	9	226.51	176.49
3601241	WE DO RECOVER GROUP (CA)	0	0.00	50.00
3601259	LET'S MAKE A DIFFERENCE GROUP	0	0.00	50.93
3601263	OLIVE VIEW GROUP SYLMAR	1	15.46	0.00
3601264	GLENDALE MEMORIAL MEETING	2	100.00	0.00
3601271	BRYANT NA MEETING	0	0.00	50.00
3601272	WEDNESDAY NIGHT 7:30 MEETING	0	0.00	10.00
3601273	THURSDAY MEN'S BOOK STUDY GRP	0	0.00	125.00
3601274	WIRED ON RECOVERY GROUP	0	0.00	15.45
3601275	COCK & BULL STORY	0	0.00	10.00
3601276	LOUD & CLEAR GROUP	1	25.00	0.00
3601277	TUESDAY NIGHT AUDIO BASIC TEXT	2	100.00	0.00
3601278	STEP INTO YOUR LIFE GROUP	3	40.00	0.00
3601279	WOMEN ON THE NICKEL	1	10.00	0.00
3601280	GIFT OF LIFE GROUP (CA)	1	27.53	0.00
3601281	OPEN ARMS GROUP (CA)	1	18.98	0.00
	INDIVIDUAL MEMBERS	18	731.40	6.00
3601601	SOUTHERN CALIFORNIA RSC	3	36,780.50	22,244.84
	<b>Region Total:</b>	82	\$44,718.70	\$25,404.67

## Southern Idaho Region

3611402	TREASURE VALLEY AREA (ID)	4	1,423.03	2,033.46
3611404	MAGIC VALLEY AREA (ID)	1	60.08	0.00
3613002	S IDAHO REGIONAL CONVENTION	1	1,034.16	1,182.57
3613003	MEN'S RETREAT (MAGIC VALLEY)	0	0.00	232.83
3611204	STYX GROUP	5	254.50	33.00
3611208	WOOD RIVER GROUP	0	0.00	20.00
3611211	IT WORKS HOW & WHY GROUP (ID)	4	97.75	38.88
3611601	SOUTHERN IDAHO RSC	3	4,176.77	4,646.02
	<b>Region Total:</b>	18	\$7,046.29	\$8,186.76

## Spain Region

3631601	SPAIN RSC	1	1,065.72	0.00
	<b>Region Total:</b>	1	\$1,065.72	\$0.00

# DONATIONS BY REGION REPORT

06-Jul-04

		Jul 03/ Jun 04 Number of Donations	Jul 03/ Jun 04 Donations	Jul 02/ Jun 03 Donations
<b>Sweden Region</b>				
3641402	SODERMALMS AREA	0	0.00	101.96
3641403	WESTERN AREA (SWEDEN)	1	2,000.00	0.00
3641201	NEW WAY OF LIFE GROUP (SW)	1	131.68	223.39
3641203	RADDA RAMBO	1	100.00	0.00
3641601	SWEDEN RSC	2	2,632.23	2,284.81
<b>Region Total:</b>		<b>5</b>	<b>\$4,863.91</b>	<b>\$2,610.16</b>
<b>Tejas Bluebonnet Region</b>				
3651401	TEXAS TRI-COUNTY AREA (TTCASC)	0	0.00	288.95
3651403	ESPERANZA AREA (TX)	3	3,576.39	1,000.00
3651404	HILL COUNTRY AREA (TX)	3	227.87	0.00
3651405	CENTRAL TEXAS AREA	2	283.46	0.00
3651206	KEEP IT CLEAN GROUP (TX)	3	60.00	0.00
3651214	1960 GROUP OF NA	7	263.00	290.10
3651218	KEEP IT SIMPLE GROUP (TX)	0	0.00	707.92
3651219	SERIOUS UNDERTAKINGS (TX)	3	30.17	0.00
3651220	LOST & FOUND GROUP (TX)	3	382.00	0.00
3651221	THE RIGHT STUFF GROUP (TX)	2	100.00	0.00
	INDIVIDUAL MEMBERS	0	0.00	3.25
3651601	TEJAS BLUEBONNET RSC	3	2,658.98	7,478.97
<b>Region Total:</b>		<b>29</b>	<b>\$7,581.87</b>	<b>\$9,769.19</b>
<b>Tri State Region</b>				
3661401	PITTSBURGH AREA	3	230.74	307.49
3661402	CENTRAL WESTERN PA AREA (CWPA)	4	513.18	653.43
3661405	NORTH EAST AREA (PA)	1	30.00	0.00
3661407	SHASCNA	0	0.00	437.88
3661408	INTERSTATE CROSSROADS AREA	5	1,187.00	0.00
3661409	GREATER ERIE AREA	1	103.28	0.00
3661201	BEECHWOOD GROUP (PA)	1	11.20	82.74
3661207	SATURDAY MORNING CARTOON ALT	4	61.86	105.93
3661209	McMURRAY FRIDAY NIGHT GROUP	2	125.00	102.00
3661217	BACK TO BASICS GROUP (PA)	4	94.00	68.50
3661223	RECOVERY BY THE RIVER	1	30.00	0.00
3661225	DORMONT GROUP	5	350.00	350.00
3661226	WASHINGTON I GROUP	0	0.00	34.92
3661230	JUST FOR TODAY GROUP (PA)	4	131.18	137.21
3661232	WOMEN'S CHOICE GROUP	0	0.00	20.00
3661234	CHOICE IN CANONSBURG GROUP	7	425.00	252.49
3661237	MONDAY NEW LIFE GROUP (PA)	2	250.00	100.00
3661238	WASHINGTON II GROUP	3	45.00	85.80
3661241	IT WORKS HOW & WHY GROUP (OH)	3	21.00	0.00
3661243	WEEKDAY WAKEUP GROUP	1	50.00	125.00
3661244	ADDISION TERRACE GROUP	3	121.00	294.00
3661245	SWEETWATER RECOVERY GROUP	0	0.00	80.00
3661246	SEE THE LIGHT GROUP	0	0.00	101.94
3661247	IT WORKS HOW & WHY GROUP (PA)	2	19.00	34.50
3661248	HOLIDAY PARK GROUP	0	0.00	85.00
3661249	REBEL GROUP (PA)	2	65.69	10.00
3661250	GRATITUDE 2003 GROUP (PA)	1	114.00	0.00
3661251	MIRACLES HAPPEN GROUP (PA)	2	20.00	0.00
3661252	TOGETHER WE CAN GROUP (PA)	1	5.00	0.00
3661601	TRI - STATE RSC	3	22,690.96	13,600.81
<b>Region Total:</b>		<b>65</b>	<b>\$26,694.09</b>	<b>\$17,069.64</b>
<b>Turkey</b>				
<b>Region Total:</b>		<b>0</b>	<b>\$0.00</b>	<b>\$0.00</b>

# DONATIONS BY REGION REPORT

06-Jul-04

		Jul 03/ Jun 04 Number of Donations	Jul 03/ Jun 04 Donations	Jul 02/ Jun 03 Donations
<b>United Kingdom Region</b>				
3941401	EAST COAST OF SCOTLAND AREA	1	417.18	0.00
3941402	NORTH EAST ASC (UK)	1	60.02	0.00
3941601	UNITED KINGDOM REGION	1	5,465.70	3,754.80
<b>Region Total:</b>		<b>3</b>	<b>\$5,942.90</b>	<b>\$3,754.80</b>
<b>Upper Midwest Region</b>				
3671401	WINNIPEG AREA	5	366.06	525.00
3671206	GENESIS GROUP (MB)	0	0.00	45.00
3671208	SUNDAY NA GROUP	1	25.00	0.00
3671209	LIVING IN RECOVERY GROUP	1	23.72	0.00
	INDIVIDUAL MEMBERS	0	0.00	10.00
3671601	UPPER MID-WEST RSC	1	750.00	1,500.00
<b>Region Total:</b>		<b>8</b>	<b>\$1,164.78</b>	<b>\$2,080.00</b>
<b>Upper Rocky Mountain Region</b>				
3681401	WYOMING WESTERN AREA	1	113.00	0.00
3681201	LIVING PROOF GROUP	4	196.23	20.00
3681204	SERENITY MAINLINERS (WY)	1	10.00	30.00
3681206	JACKSON NA (WY)	0	0.00	10.00
3681208	HOPE NOT DOPE GROUP (WY)	0	0.00	69.76
3681209	5th STREET GROUP (WY)	4	40.00	10.00
3681210	LIVING CLEAN GROUP (WY)	2	14.25	0.00
3681211	SURRENDER TO WIN GROUP (WY)	2	700.00	0.00
	INDIVIDUAL MEMBERS	0	0.00	2.00
3681601	UPPER ROCKY MOUNTAIN RSC	4	462.50	1,314.54
<b>Region Total:</b>		<b>18</b>	<b>\$1,535.98</b>	<b>\$1,456.30</b>
<b>Uruguay Region</b>				
3741601	URUGUAY REGION	1	300.00	0.00
<b>Region Total:</b>		<b>1</b>	<b>\$300.00</b>	<b>\$0.00</b>
<b>Utah Region</b>				
3691401	NORTHERN UTAH AREA (NUASC)	5	735.91	720.88
3691402	CENTRAL UTAH AREA	4	199.28	125.15
3691403	SOUTHERN UTAH AREA	1	8.75	44.80
3691206	HOOKED ON LIFE GROUP (UT)	1	7.04	0.00
3691208	LITTLE FOEBING CANYON GROUP	0	0.00	17.48
3691209	FRIDAY NIGHT SAINT GEORGE	6	22.89	0.00
3691210	POSSI - TALK GROUP	1	19.87	0.00
3691211	DOGS OF RECOVERY GROUP	3	83.00	0.00
	INDIVIDUAL MEMBERS	0	0.00	7.00
3691601	UTAH RSC	4	3,079.66	0.00
<b>Region Total:</b>		<b>25</b>	<b>\$4,156.40</b>	<b>\$915.31</b>
<b>Virgin Islands</b>				
3751202	ONE LOVE RECOVERY GROUP (VI)	1	100.00	0.00
<b>Region Total:</b>		<b>1</b>	<b>\$100.00</b>	<b>\$0.00</b>

# DONATIONS BY REGION REPORT

06-Jul-04

		Jul 03/ Jun 04 Number of Donations	Jul 03/ Jun 04 Donations	Jul 02/ Jun 03 Donations
<b>Volunteer Region</b>				
3701221	NA MOTHER GROUP	9	225.00	75.00
3701223	MIRACLES ON MONDAY GROUP	10	263.00	285.10
3701228	OUT TO LUNCH BUNCH (TN)	0	0.00	115.31
3701229	SURVIVORS GROUP (TN)	3	102.00	0.00
3701232	NICKEL & DIME TIME	1	100.00	300.00
3701233	FREE SPIRIT GROUP (TN)	0	0.00	10.00
	INDIVIDUAL MEMBERS	4	2,640.39	3,000.00
3701601	VOLUNTEER RSC	1	13,000.00	20,000.00
	<b>Region Total:</b>	<b>28</b>	<b>\$16,330.39</b>	<b>\$23,785.41</b>

## Washington - Northern Idaho

3711401	SEATTLE AREA (WA)	2	807.84	271.37
3711403	THE LEWIS COUNTY AREA (TLCANA)	2	333.65	0.00
3711404	TRI - CITIES AREA (WA)	1	100.00	0.00
3711406	NORTH PUGET SOUND AREA (WA)	0	0.00	1,005.18
3711410	NORTHWEST WASHINGTON AREA	1	227.31	0.00
3713002	RECOVERY QUEST RETREAT (WA)	1	200.00	0.00
3713004	SEATTLE SUMMER MENS RETREAT	1	171.81	99.65
3713005	NA WOMEN'S RETREAT	1	200.00	0.00
3711202	BASIC NA GROUP (WA)	4	200.00	0.00
3711207	FRIDAY NIGHT ALIVE GROUP	9	180.00	180.00
3711208	BORDERLINE GROUP	5	467.00	240.00
3711212	NEW FRONTIERS GROUP (WA)	0	0.00	345.25
3711215	SUNDAY STARTERS GROUP	8	181.39	275.00
3711222	LOVIN' SPOONFULL NA	7	454.50	609.62
3711223	SOUTHENDERS GROUP	4	197.66	151.25
3711225	LIFEBOAT GROUP (WA)	4	27.00	66.70
3711226	KIND OF THURSDAY NIGHT GROUP	2	215.00	115.60
3711229	TOWER OF POWER GROUP (WA)	3	56.00	20.00
3711230	WE DO RECOVERY GROUP (OR)	0	0.00	20.00
3711231	ONE STEP BEYOND GROUP	10	130.00	30.00
3711232	BREAKFAST OF CHAMPIONS	1	91.60	50.50
3711233	ASK IT BASKET GROUP (WA)	5	100.00	40.00
3711234	RECOVERY ROX (WA)	13	195.00	0.00
3711235	BALLARD NA- SEATTLE	5	113.69	0.00
	INDIVIDUAL MEMBERS	2	205.00	3,041.00
3711601	WASHINGTON-NORTHERN IDAHO RSC	5	16,434.44	6,031.77
	<b>Region Total:</b>	<b>96</b>	<b>\$21,288.89</b>	<b>\$12,592.89</b>

## Western New York Region

3811402	ALLE - CATT AREA (NY)	1	187.60	35.00
3811209	ACCEPTANCE, LOVE AND FAITH	0	0.00	25.00
3811601	WESTERN NEW YORK RSC	0	0.00	2,000.00
	<b>Region Total:</b>	<b>1</b>	<b>\$187.60</b>	<b>\$2,060.00</b>

## Wisconsin Region

3721402	NORTHEAST WISCONSIN AREA	5	333.60	0.00
3721405	INLAND LAKES UNITY AREA	4	745.99	295.84
3721201	STRAIGHT AHEAD GROUP (WI)	5	92.00	12.00
3721206	NEVER AGAIN GROUP (WI)	0	0.00	50.00
3721207	FREEDOM BY CHOICE GROUP	0	0.00	100.00
3721208	GROUP 8 (WI)	0	0.00	100.00
3721601	WISCONSIN RSC	2	1,229.68	214.60
	<b>Region Total:</b>	<b>16</b>	<b>\$2,401.27</b>	<b>\$772.44</b>



# DONATIONS BY REGION REPORT

06-Jul-04

Other Forums, Areas, Groups		Jul 03/ Jun 04 Number of Donations	Jul 03/ Jun 04 Donations	Jul 02/ Jun 03 Donations
3991402	FRENCH SPEAKING - SWITZERLAND	1	190.08	309.07
3991407	BERMUDA ISLANDS AREA	1	1,000.00	0.00
3991408	NETHERLANDS AREA	2	501.45	0.00
3993001	PACIFIC NORTHWEST CONVENTION	0	0.00	2,458.91
3993002	TEXAS NA UNITY CONVENTION	0	0.00	49.81
3993003	CIRCLE OF SISTERS	4	11,254.73	0.00
3993005	WORLDWIDE WORKSHOPS	0	0.00	590.41
3997001	SOUTHERN ZONAL FORUM	3	1,087.62	172.64
3997002	EUROPEAN DELEGATES/EDM	2	5,338.12	1,293.47
3997003	CANADIAN ASSEMBLY (CANA)	1	-1,977.49	7,508.43
3997006	MID-WEST ZONAL FORUM	1	2,135.80	1,000.00
3997007	ASIA PACIFIC ZONAL FORUM	1	900.00	0.00
3991204	ALAMAL GROUP (BAHRAIN)	1	25.00	0.00
3991205	ALKHATAWAT (BAHRAIN)	1	25.00	0.00
3991206	SERENITY GROUP NORTH (ARUBA)	0	0.00	200.00
3991212	ALNADHRA ALJADIDA (BAHRAIN)	1	25.00	0.00
3991213	ALMABADE (BAHRAIN)	1	25.00	0.00
3991214	LET GO, LET GOD (WEST INDIES)	1	20.00	10.00
3991216	JUST FOR TODAY (JAMAICA)	0	0.00	400.00
3991219	POKHARA NA (NEPAL)	1	50.00	0.00
	INDIVIDUAL MEMBERS	1	24.00	1,072.68
3992001	UNITY DAY EVENT	1	286.21	0.00
3992002	WORLD CONVENTION UNITY DAY	1	26,711.02	19,368.28
	<b>Region Total:</b>	<b>25</b>	<b>\$47,621.54</b>	<b>\$34,433.70</b>
	<b>Grand Total:</b>	<b>1,640</b>	<b>\$697,992.53</b>	<b>\$702,767.93</b>