

# Making Sense of Financial Reports

We hope this information helps those who are less experienced with accounting-type information find their way through the financial data provided below, and offers some points of reference to those with more experience. In our financial reports, the document that many commercial organisms call “Balance Sheet” is entitled “Statement of Financial Position” (SOFT), and the document that is commonly referred to as “Income Statement” is called “Statement of Activities” (SOA).

Our SOA is presented in two main sections: income and expense. To comply with an accounting standard required for non-profits, the expense portion is divided into four basic “activities”:

- ◆ Literature Production and Distribution
- ◆ World Service Conference Support
- ◆ Fellowship Development
- ◆ Events

When reviewing the SOA, you will notice the line items “accounting”, “personnel”, “overhead”, and “technology” included in each of the four activity sections of expenses. These line items are for expenses (such as building rent and utilities) that are not directly attributable to a specific area of activity. They are budgeted and allocated (distributed) according to a calculated fixed percentage. The calculated percentage is based on a combination of three factors: the number of personnel devoted to the activity, the approximate number of hours of labor, and the amount of physical office space needed for the activity. For this fiscal year (and for the two-year budget cycle), the calculated percentages for the four activity areas are:

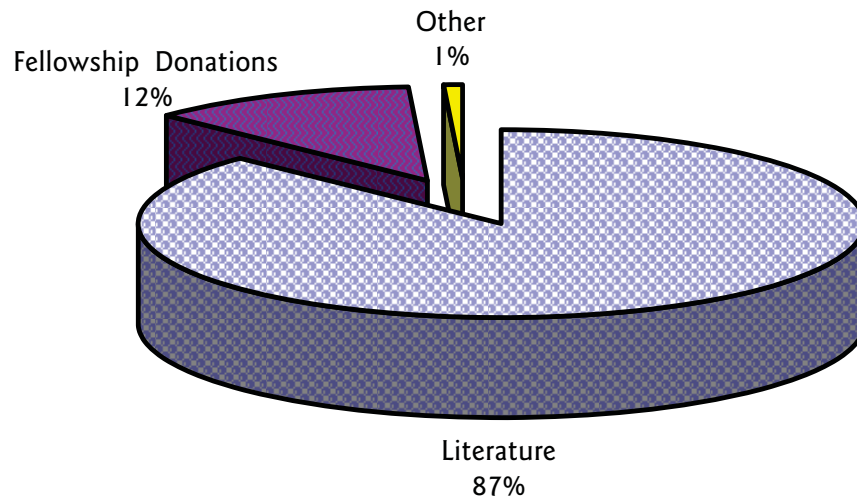
Literature Production and Distribution	35%
World Service Conference Support	26%
Fellowship Development	31%
Events	8%



The “Event Specific” section has no income listed for World Convention of Narcotics Anonymous XXXI, which took place in September 2005. Since we do not actually “earn” the income until the event happens (and this SOA is for our fiscal year ending 30 June 2005), we must record all convention money received prior to this date (September 2005) on our SOFP as a liability under the heading “deferred income.” Much of the convention expense is likewise recorded under the heading “prepaid expense.” These amounts are then counted as income or expense in the next fiscal year.

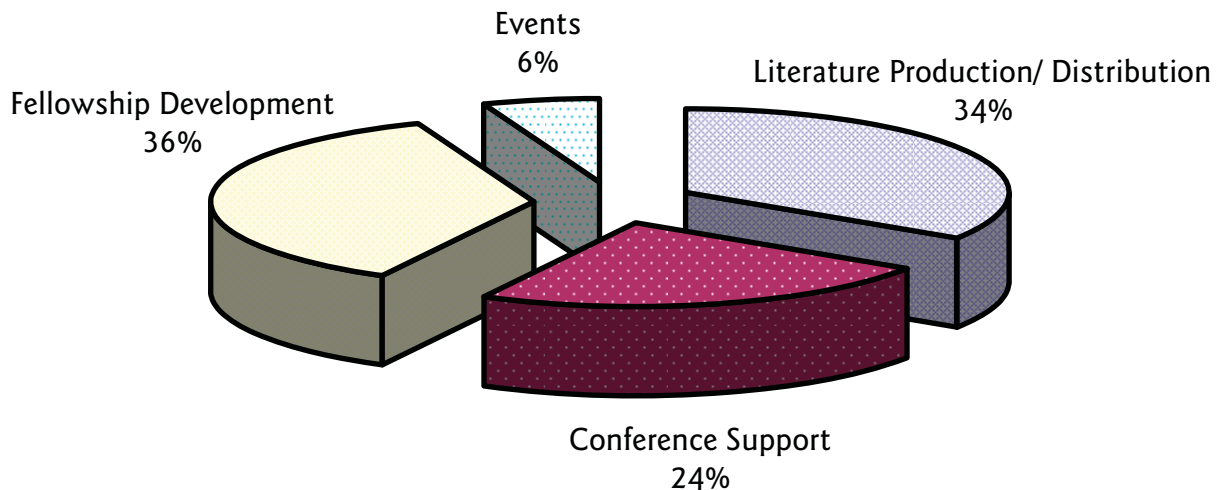
## Where Does Our Money Come From?

Income Breakdown July 2004 - June 2005



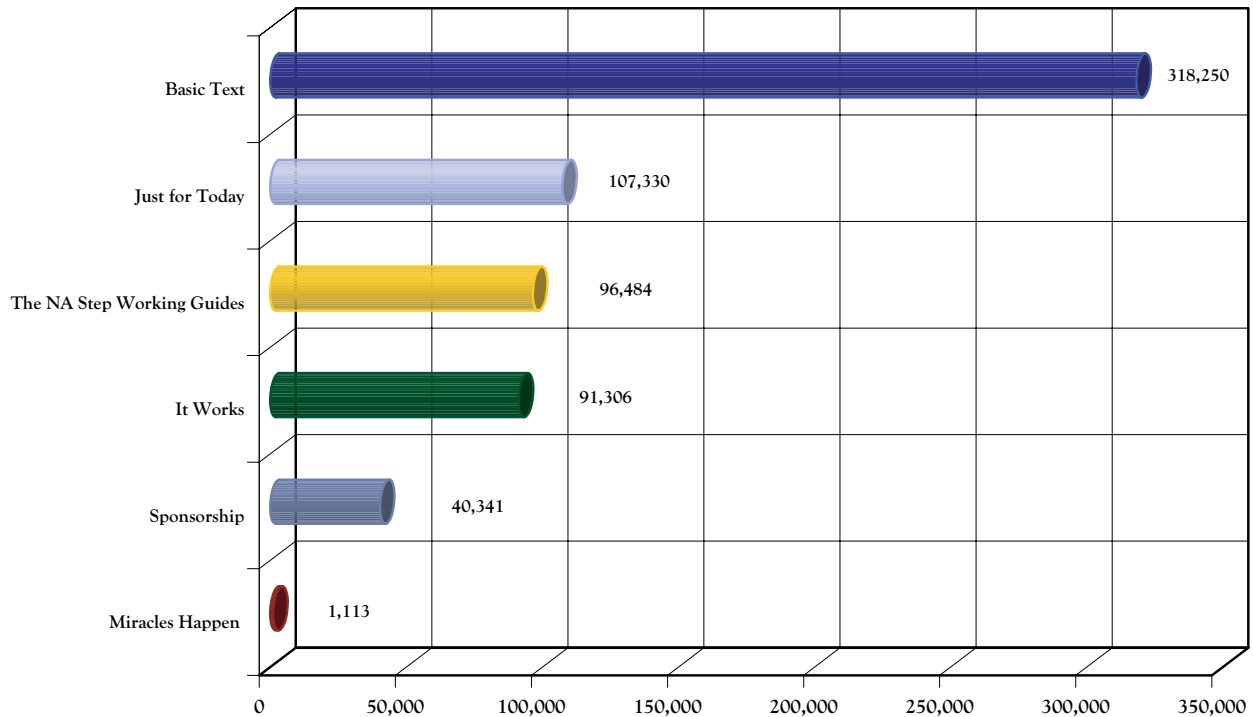
## Where Does Our Money Go?

Expense Breakdown July 2004 - June 2005



## Unit Distribution Trends

### Recovery Books Distributed 2004-2005



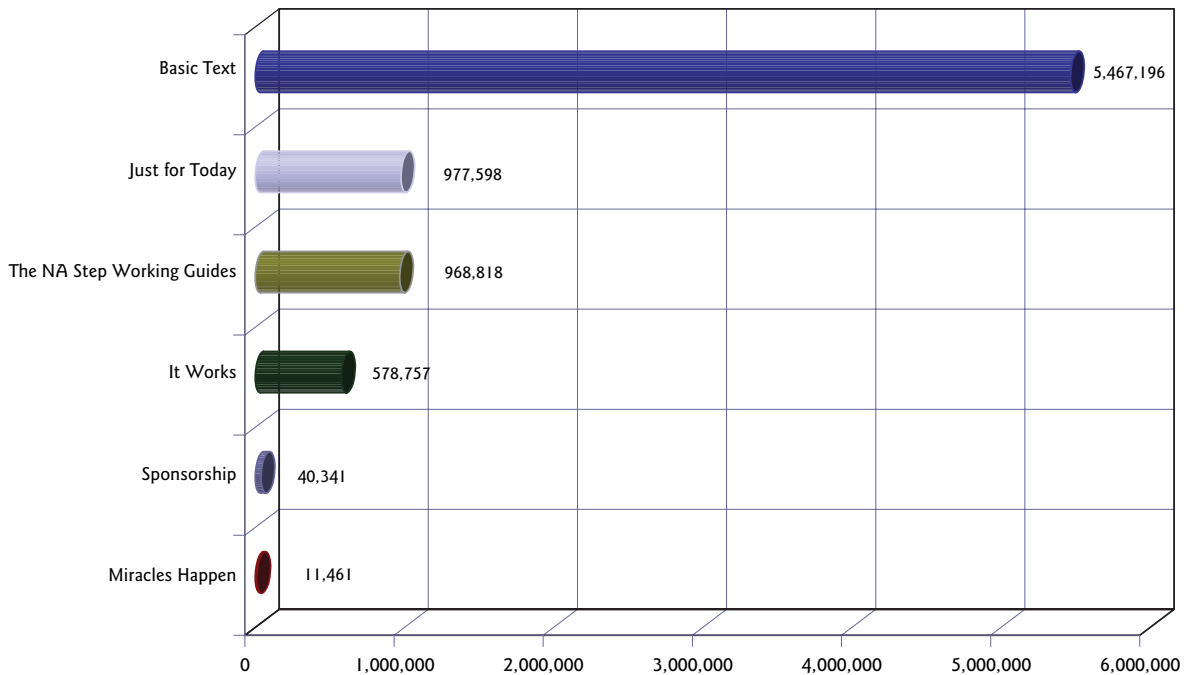
Fourteen years ago the Basic Text was the only recovery book in our inventory. In calendar year 1991 we distributed 313,284 copies of the Basic Text (100 percent of recovery book units sold). That was a phenomenal increase from the 36,741 sold in 1983, when regular distribution of the book began. The Basic Text remains our best-seller, accounting for 48.7 percent of recovery books distributed this fiscal year (318,250 copies).

During the past fourteen years, *Just for Today* became available for sale in 1992, *It Works: How and Why* in 1993, *The NA Step Working Guides* in 1998, and *Sponsorship* in 2004. So, while Basic Text distribution has declined since 1991 (averaging around 275,000 copies per year in the past decade), the addition of these four books continues to push total recovery book distribution upward, with over 600,000 books sold per year. In FY 2005 we distributed 654,824 recovery book units, an increase of 85,562 (15 percent) over FY 2004. And from 1983 through the end of this fiscal year, 5,467,196 Basic Texts were distributed, representing 68.1 percent of lifetime unit sales of 8,032,710 recovery books.

The other four recovery books (excluding *Miracles Happen*) accounted for 51.2 percent of unit sales during this fiscal year. *Just for Today: Daily Meditations for Recovering Addicts* was our second best-selling book with 107,330 copies sold (16.4 percent of units distributed). *The NA Step Working Guides* surpassed sales of *It Works: How and Why* for the first time since it was published in 1998 (96,484 copies and 91,306 copies, respectively). We also distributed 1,113 copies of *Miracles Happen: The Birth of Narcotics Anonymous in Words and Pictures*.

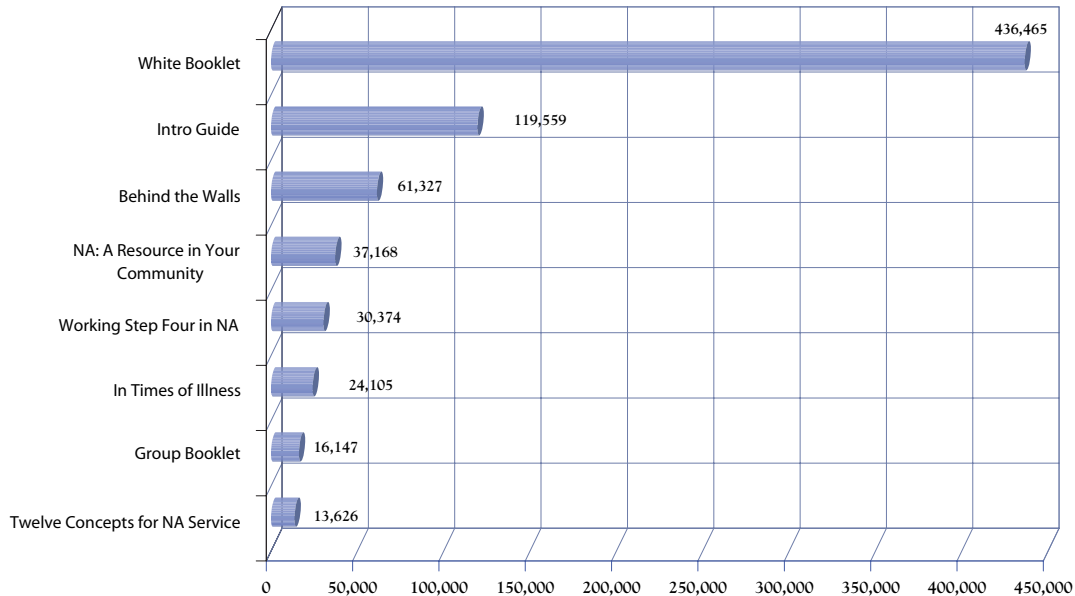
The most exciting story this year was the publication of our newest book, *Sponsorship*. Following its release in November 2004, *Sponsorship* sold an amazing 40,341 copies, representing 6.2 percent of book distribution. This high volume accounted for the unprecedented 15 percent increase in total book distribution during this fiscal year.

### Recovery Books Distributed 1983-2005




## Unit Distribution Trends

### Recovery Booklets Distributed 2004-2005

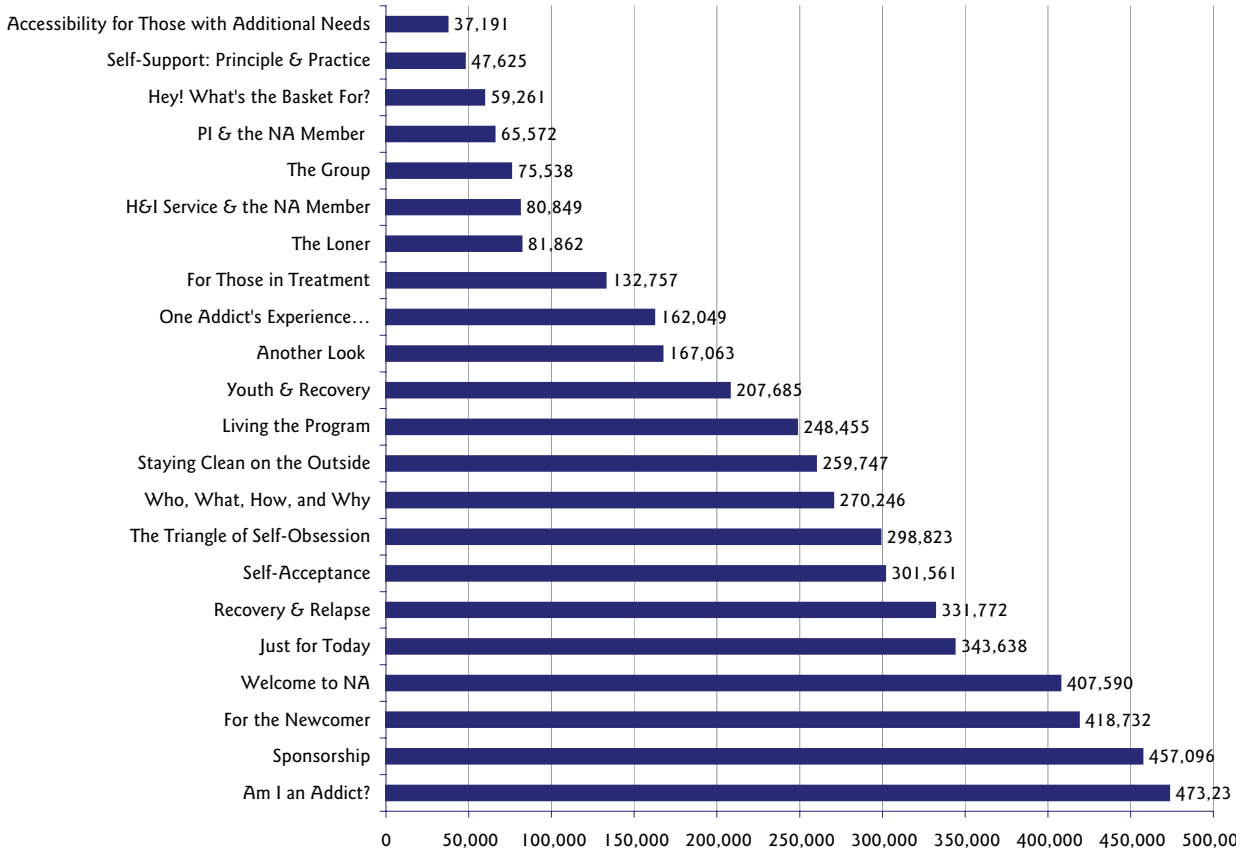


The peak year for booklet sales was 1991, when we distributed 735,914. For the first time since then, booklet distribution has exceeded this record with sales of 738,771 in FY 2005. The White Booklet remains the best-seller, accounting for 60.1 percent of units distributed. It is still our best-selling booklet of all time, with 7,191,539 copies distributed from 1983 through 30 June 2005. (Unit sales figures are not generally available prior to 1983.) The booklets classified as recovery literature are: the White Booklet, *An Introductory Guide to Narcotics Anonymous*, *Working Step Four in NA*, *The Group Booklet*, *Behind the Walls*, *Twelve Concepts for NA Service*, *In Times of Illness*, and *NA: A Resource in Your Community*.



## Unit Distribution Trends

### Information Pamphlets Distributed 2004-2005

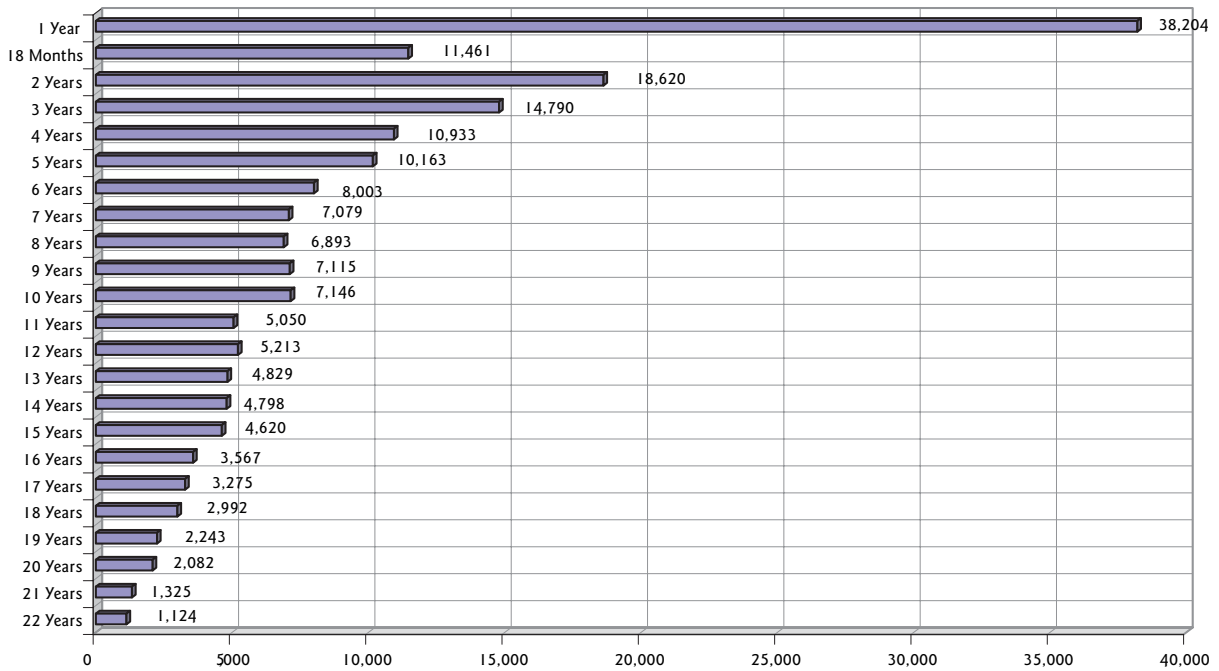


In this fiscal year, when IPs were made available for online viewing and downloading for the first time, we actually experienced an increase in IP distribution from 4,455,024 in 2004 to 4,958,716 in 2005—an extraordinary increase of more than 500,000 units. This increase is due, in part, to sales of the recently revised IP #11, *Sponsorship*.



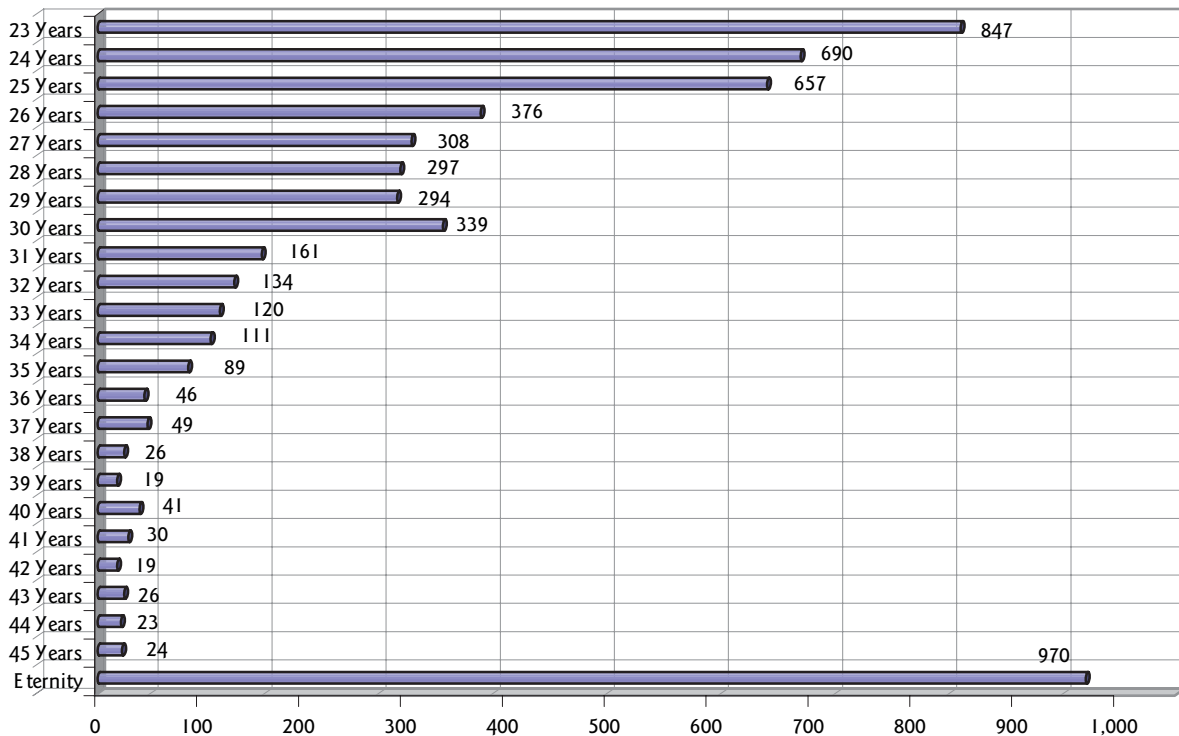
## Medallions Distributed 2004-2005

Years 1 - 22



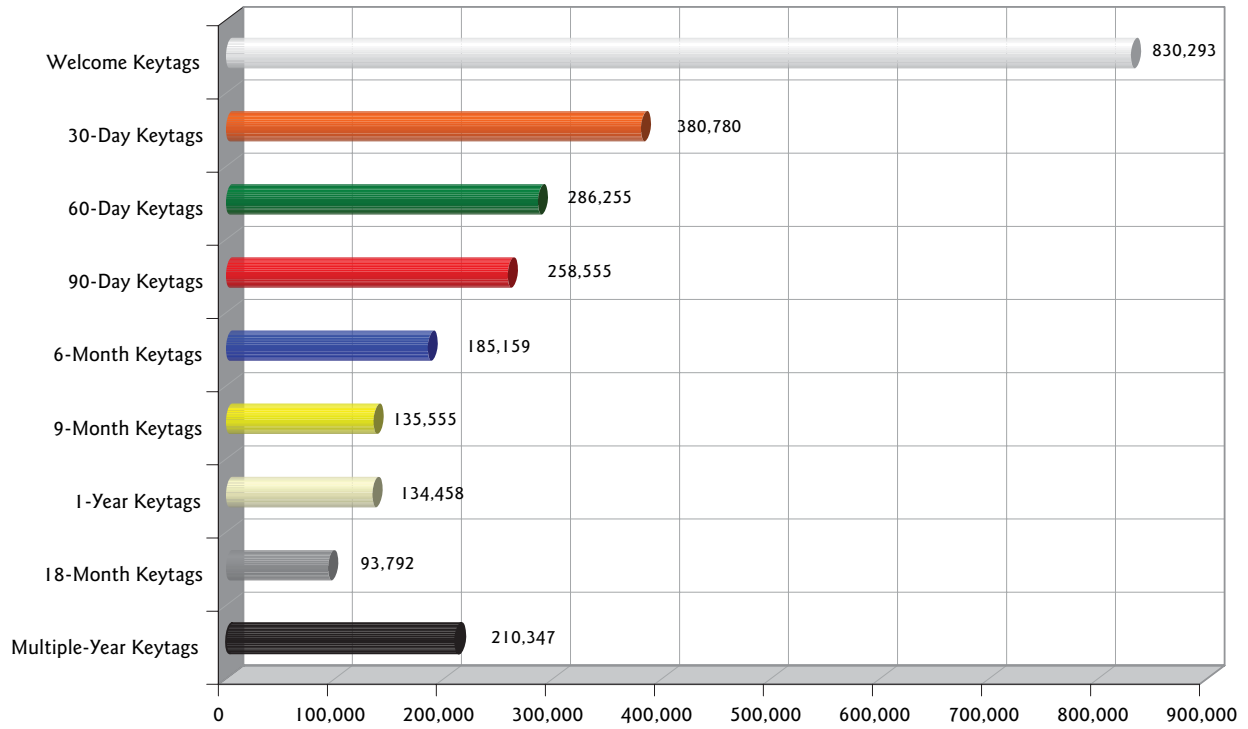
## Medallions Distributed 2004-2005

Years 23 - Eternity

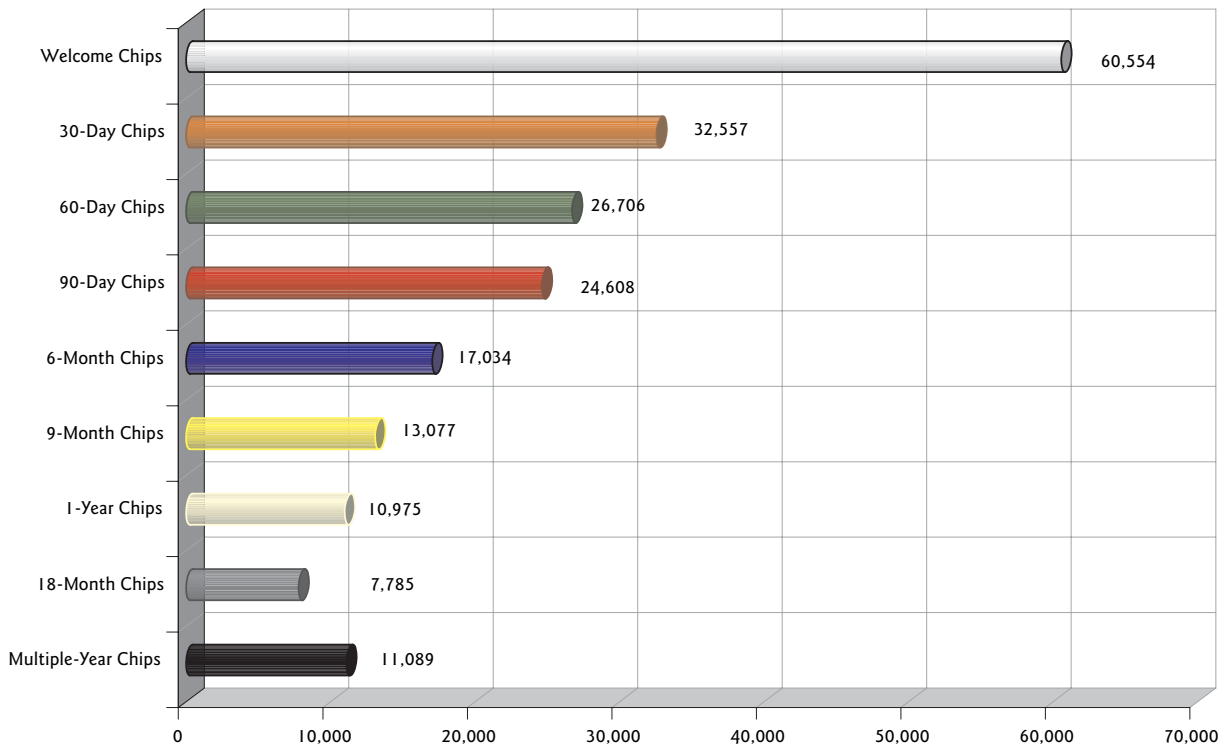




### Keytags Distributed 2004-2005



### Chips Distributed 2004-2005







**Narcotics Anonymous World Services  
Consolidated Statement of Financial Position**

(Balance Sheet)

30 June 2005

**ASSETS**

**CURRENT ASSETS**

Cash and Cash Equivalents		
Checking Accounts	\$2,573,429	
Reserve Accounts	1,856,732	
		\$4,430,161
 Accounts Receivable		
Accounts Receivable	\$713,719	
Convention & Sales Deposits Clearing	(1,418)	
Less Allowance for Doubtful Accounts	(71,000)	
		641,301
 Inventory		660,158
Prepaid Expenses		377,955
		<b>\$6,109,576</b>

**EQUIPMENT, FURNITURE AND IMPROVEMENTS**

Equipment and Furniture	\$1,962,321	
Leasehold Improvements	805,814	
Intellectual and Software Property	1,030,859	
Less Accumulated Depreciation and Amortization	(2,251,296)	
		1,547,699

**TOTAL ASSETS**

**\$7,657,274**

**LIABILITIES AND NET ASSETS**

**CURRENT LIABILITIES**

Accounts Payable	\$248,285	
Accrued Payroll Expense	151,588	
		<b>\$399,872</b>

**LONG TERM LIABILITIES**

Notes Payable	\$0	
Leases Payable	\$601,206	
		<b>601,206</b>

**DEFERRED INCOME**

Conventions	\$1,043,580	
		<b>1,043,580</b>

**INTERBRANCH ACCOUNTS**

Interbranch Accounts	\$0	
		<b>0</b>

**NET ASSETS**

Previous Unrestricted Net Assets	\$4,977,691	
Current Gain / (Loss) Unrestricted Net Assets	634,925	
		<b>5,612,617</b>

**TOTAL LIABILITIES AND NET ASSETS**

**\$7,657,274**



## Narcotics Anonymous World Services

### Consolidated Statement of Activities (Income Statement)

For the Twelve Months Ending 30 June 2005

	<u>YTD ACTUAL</u>	<u>YTD BUDGET</u>	<u>VARIANCE</u>
<b>INCOME</b>			
<b>RECOVERY LITERATURE INCOME</b>			
BASIC TEXT: Hardcover English	\$2,078,009	\$1,818,557	\$259,452
BASIC TEXT: Translated	159,971	116,084	43,887
BASIC TEXT: Softcover	727,413	662,561	64,852
JUST FOR TODAY	849,355	695,259	154,096
IT WORKS: HOW & WHY	697,131	640,698	56,433
SPONSORSHIP BOOK	282,072	0	282,072
STEP WORKING GUIDES	699,902	589,773	110,129
LITERATURE INCOME (IRAN)	13,540	0	13,540
OTHER RECOVERY LITERATURE	1,464,498	1,365,993	98,505
<b>Subtotal</b>	<b>\$6,971,892</b>	<b>\$5,888,925</b>	<b>\$1,082,967</b>
<b>OTHER INVENTORY INCOME</b>			
MEDALLIONS	\$516,972	\$495,176	\$21,796
KEY TAGS & CHIPS	995,001	872,722	122,279
NON-FIPT INFORMATION BOOKLETS	60,493	48,685	11,808
HANDBOOKS	62,118	59,389	2,729
SPECIALTY ITEMS	49,138	34,128	15,010
AUDIO MATERIALS	3,139	38,153	(35,014)
GROUP/AREA MATERIALS	85,944	71,266	14,678
MIRACLES HAPPEN	29,009	32,596	(3,587)
<b>Subtotal</b>	<b>\$1,801,815</b>	<b>\$1,652,115</b>	<b>\$149,700</b>
SHIPPING	\$351,279	\$308,573	\$42,706
DISCOUNTS	(1,371,528)	(1,183,518)	(188,010)
DEVELOPMENTAL SUBSIDIES & ALLOWANCES	(230,056)	(106,256)	(123,800)
<b>Subtotal</b>	<b>(\$1,250,305)</b>	<b>(\$981,201)</b>	<b>(\$269,104)</b>
<b>Gross Literature Income (less discounts)</b>	<b>\$7,523,401</b>	<b>\$6,559,839</b>	<b>\$963,562</b>
<b>RECOVERY LITERATURE COST OF GOODS</b>			
BASIC TEXT: Hardcover English	\$344,764	\$322,144	\$22,620
BASIC TEXT: Translated	37,486	31,892	5,594
BASIC TEXT: Softcover	65,014	70,780	(5,766)
JUST FOR TODAY	94,810	80,101	14,709
IT WORKS: HOW & WHY	133,331	148,583	(15,252)
SPONSORSHIP BOOK	53,265	0	53,265
STEP WORKING GUIDES	122,210	114,456	7,754
LITERATURE PRODUCTION (IRAN)	27,015	0	27,015
OTHER RECOVERY LITERATURE	310,258	253,736	56,522
<b>Subtotal</b>	<b>\$1,188,152</b>	<b>\$1,021,692</b>	<b>\$166,460</b>
<b>OTHER INVENTORY COST OF GOODS</b>			
MEDALLIONS	\$89,040	\$80,897	\$8,143
KEY TAGS & CHIPS	267,149	209,992	57,157
NON-FIPT INFORMATION BOOKLETS	35,220	28,322	6,898
HANDBOOKS	20,620	19,390	1,230
SPECIALTY ITEMS	19,159	10,757	8,402
AUDIO MATERIALS	1,222	11,788	(10,566)
GROUP/AREA MATERIALS	40,274	31,040	9,234
MIRACLES HAPPEN	3,126	9,318	(6,192)
<b>Subtotal</b>	<b>\$475,810</b>	<b>\$401,504</b>	<b>\$74,306</b>
<b>Total Cost of Goods</b>	<b>\$1,663,961</b>	<b>\$1,423,196</b>	<b>\$240,765</b>
<b>Net Literature Income</b>	<b>\$5,859,440</b>	<b>\$5,136,643</b>	<b>\$722,797</b>



## Narcotics Anonymous World Services

### Consolidated Statement of Activities (Income Statement)

For the Twelve Months Ending 30 June 2005

	<u>YTD ACTUAL</u>	<u>YTD BUDGET</u>	<u>VARIANCE</u>
<b>FELLOWSHIP DONATIONS</b>			
BREAKDOWN BY DONOR TYPE			
Members	\$8,609	\$10,142	(\$1,533)
Groups	45,169	39,448	5,721
Areas	96,373	78,849	17,524
Regions	594,500	440,000	154,500
Events/Conventions	50,737	21,859	28,878
Unity Day	312	19,556	(19,244)
Zonal & Other Forums	6,700	6,497	203
<b>Total Donations</b>	<b>\$802,401</b>	<b>\$616,351</b>	<b>\$186,050</b>
<b>EVENT INCOME</b>			
UNITY DAY	\$0	\$0	\$0
WORLD SERVICE CONFERENCE BI-ANNUAL MEETING	388	0	388
<b>Total Event Income (Not including event specific)</b>	<b>\$388</b>	<b>\$0</b>	<b>\$388</b>
<b>MISCELLANEOUS INCOME</b>			
LICENSED VENDOR PAYMENTS	\$22,500	\$17,050	\$5,450
INTEREST	22,696	26,495	(3,799)
MISCELLANEOUS	1,611	0	1,611
<b>Total Miscellaneous Income</b>	<b>\$46,806</b>	<b>\$43,545</b>	<b>\$3,261</b>
<b>INCOME ALL SOURCES (Not including event specific)</b>	<b>\$6,709,036</b>	<b>\$5,796,539</b>	<b>\$912,497</b>



## Narcotics Anonymous World Services

### Consolidated Statement of Activities (Income Statement)

For the Twelve Months Ending 30 June 2005

	<u>YTD ACTUAL</u>	<u>YTD BUDGET</u>	<u>VARIANCE</u>
<b>EXPENSE</b>			
<b>LITERATURE PRODUCTION &amp; DISTRIBUTION</b>			
<b>FIXED OPERATIONAL EXPENSES</b>			
MARKETING	\$100,274	\$80,023	\$20,251
IN HOUSE PRODUCTION (not included in Cost of Goods)	(46,572)	48,834	(95,406)
TRANSLATIONS (not included in Cost of Goods)	32,694	22,216	10,478
LITERATURE DISTRIBUTION (IRAN)	14,995	0	14,995
SHIPPING	391,758	328,587	63,171
LEGAL	83,005	11,381	71,624
LITERATURE PRODUCTION & DISTRIBUTION TRAVEL	4,388	3,422	966
INVENTORY ADJUSTMENT	0	0	0
ACCOUNTING	11,279	11,206	73
PERSONNEL (Includes amount budgeted to variable projects)	996,830	881,862	114,968
OVERHEAD	467,986	416,347	51,639
TECHNOLOGY	55,554	44,416	11,138
<b>Subtotal</b>	<b>\$2,112,192</b>	<b>\$1,848,294</b>	<b>\$263,898</b>
<b>VARIABLE OPERATIONAL EXPENSES</b>			
BUSINESS PLAN WORK GROUP	\$10,320	\$26,800	(\$16,480)
LITERATURE & CONVENTION WORKSHOP	0	0	0
<b>Subtotal</b>	<b>\$10,320</b>	<b>\$26,800</b>	<b>(\$16,480)</b>
<b>Total Literature Production &amp; Distribution</b>	<b>\$2,122,511</b>	<b>\$1,875,094</b>	<b>\$247,417</b>
<b>WORLD SERVICE CONFERENCE SUPPORT</b>			
<b>FIXED OPERATIONAL EXPENSES</b>			
PUBLICATIONS	\$36,146	\$22,161	\$13,985
WORLD SERVICE CONFERENCE BI-ANNUAL MEETING	15,772	0	15,772
WORLD BOARD	201,885	168,584	33,301
HUMAN RESOURCE PANEL	19,178	14,415	4,763
WSC CO-FACILITATOR	723	0	723
CONFERENCE RELATED TRAVEL	0	28,000	(28,000)
LEGAL	0	0	0
ACCOUNTING	8,378	8,325	53
PERSONNEL (Includes amount budgeted to variable projects)	740,502	653,966	86,536
OVERHEAD	349,852	316,709	33,143
TECHNOLOGY	41,355	32,995	8,360
<b>Subtotal</b>	<b>\$1,413,791</b>	<b>\$1,245,155</b>	<b>\$168,636</b>
<b>VARIABLE OPERATIONAL EXPENSES</b>			
NAWS COMMUNICATIONS AND PUBLICATIONS	\$0	\$47,360	(\$47,360)
LEADERSHIP IDENTIFICATION & DEVELOPMENT	0	22,240	(22,240)
LEADERSHIP QUALITIES IN NA	0	27,240	(27,240)
CONSENSUS-BASED DECISION MAKING AT THE WSC	0	22,240	(22,240)
CAPTURING LONG TIME MEMBERS EXPERIENCE	0	35,360	(35,360)
WORLD WIDE WORKSHOPS	61,164	76,000	(14,836)
OTHER FINISHED WSC PROJECTS	943	0	943
<b>Subtotal</b>	<b>\$62,107</b>	<b>\$230,440</b>	<b>(\$168,333)</b>
<b>Total World Service Conference Support</b>	<b>\$1,475,898</b>	<b>\$1,475,595</b>	<b>\$303</b>



## Narcotics Anonymous World Services

### Consolidated Statement of Activities (Income Statement)

For the Twelve Months Ending 30 June 2005

	<u>YTD ACTUAL</u>	<u>YTD BUDGET</u>	<u>VARIANCE</u>
<b>FELLOWSHIP DEVELOPMENT</b>			
<b>FIXED OPERATIONAL EXPENSES</b>			
PUBLICATIONS	\$134,898	\$165,000	(\$30,102)
FELLOWSHIP SUPPORT	139,823	33,181	106,642
PROFESSIONAL EVENTS	51,782	32,244	19,538
DEVELOPMENTAL LITERATURE	222,869	136,816	86,053
ARCHIVES & INFORMATION MANAGEMENT	47	51,000	(50,953)
LEGAL	1,266	0	1,266
ACCOUNTING	9,990	9,926	64
PERSONNEL (Includes amount budgeted to variable projects)	882,907	778,046	104,861
OVERHEAD	336,298	347,113	(10,815)
TECHNOLOGY	49,205	39,340	9,865
<b>Subtotal</b>	<b>\$1,829,086</b>	<b>\$1,592,666</b>	<b>\$236,420</b>
<b>VARIABLE OPERATIONAL EXPENSES</b>			
BASIC TEXT PROJECT	\$70,428	\$59,600	\$10,828
PUBLIC RELATIONS STRATEGY	55,614	56,480	(866)
SERVICE MATERIALS	1,859	26,800	(24,942)
SERVICE HANDBOOKS	79,170	56,480	22,690
SELF-SUPPORT PAMPHLET	0	33,360	(33,360)
SERVICE STRUCTURE RELATIONSHIP & DEFINITION	0	34,240	(34,240)
TARGETED LITERATURE	0	65,600	(65,600)
FELLOWSHIP ISSUE DISCUSSIONS	0	24,240	(24,240)
<b>Subtotal</b>	<b>\$207,071</b>	<b>\$356,800</b>	<b>(\$149,729)</b>
<b>Total Fellowship Development</b>	<b>\$2,036,157</b>	<b>\$1,949,466</b>	<b>\$86,691</b>
<b>EVENTS</b>			
<b>FIXED OPERATIONAL EXPENSES</b>			
UNITY DAY	\$0	\$0	\$0
FUTURE (AND PRIOR) CONVENTIONS	\$5,071	\$12,995	(\$7,924)
LEGAL	0	0	0
ACCOUNTING	2,578	2,561	17
PERSONNEL (Includes amount budgeted to variable projects)	230,283	200,786	29,497
OVERHEAD	118,333	95,165	23,168
TECHNOLOGY	12,748	10,152	2,596
<b>Total Events (Not including event specific)</b>	<b>\$369,014</b>	<b>\$321,659</b>	<b>\$47,355</b>
<b>TOTAL EXPENSE ALL SOURCES</b> (Not including event specific)	<b>\$6,003,580</b>	<b>\$5,621,814</b>	<b>\$381,766</b>
<b>EXCESS REVENUE/EXPENSE</b> (Not including event specific)	<b>\$705,456</b>	<b>\$174,725</b>	<b>\$530,731</b>



## Narcotics Anonymous World Services

### Consolidated Statement of Activities (Income Statement)

For the Twelve Months Ending 30 June 2005

	<u>YTD ACTUAL</u>	<u>YTD BUDGET</u>	<u>VARIANCE</u>
<b>EVENT SPECIFIC</b>			
<b>EVENT SPECIFIC INCOME</b>			
WCNA-31 INCOME			
REGISTRATION	\$0	\$0	\$0
SPECIAL EVENTS	0	0	0
NEWCOMER DONATIONS	0	0	0
MERCHANDISE	0	0	0
OTHER SALES	0	0	0
REBATES	0	0	0
	-----	-----	-----
<b>Total Event Specific Income</b>	<b>\$0</b>	<b>\$0</b>	<b>\$0</b>
<b>EVENT SPECIFIC EXPENSE</b>			
WCNA-31 EXPENSE			
REGISTRATION	\$6,679	\$0	\$6,679
SPECIAL EVENTS	1,058	0	1,058
PROGRAM	9,139	0	9,139
MERCHANDISE	3,139	0	3,139
FACILITIES	77	0	77
SUPPORT COMMITTEE	4,935	0	4,935
ADMINISTRATION	45,504	0	45,504
	-----	-----	-----
<b>Total Event Specific Expense</b>	<b>\$70,531</b>	<b>\$0</b>	<b>\$70,531</b>
	-----	-----	-----
<b>Total Event Specific Excess Revenue/Expense</b>	<b>(\$70,531)</b>	<b>\$0</b>	<b>(\$70,531)</b>
	=====	=====	=====
<b>INCREASE (DECREASE) NET UNRESTRICTED ASSETS</b>	<b>\$634,925</b>	<b>\$174,725</b>	<b>\$460,200</b>



MANNON KAPLAN, C.P.A.  
 GEORGE NADEL RIVIN, C.P.A.  
 EDWIN KANEMARU, C.P.A.  
 KENNETH R. HOLMER, C.P.A.  
 DOUGLAS S. WAITE, C.P.A.  
 CHARLES SCHNAID, C.P.A.  
 DONALD G. GARRETT, C.P.A.  
 CATHERINE C. GARDNER, C.P.A.  
 JEFFREY L. GOSS, C.P.A.  
 JOANNA BOLSKY, C.P.A.  
 RONALD D. CHANDLER, C.P.A.  
 MICHAEL G. KAPLAN, C.P.A.  
 MICHAEL J. QUACKENBUSH, C.P.A.

STANLEY L. MILLER, C.P.A. (1921 - 1995)  
 PAUL ARASE, C.P.A.\*  
 \*RETIRED



Miller, Kaplan, Arase & Co., LLP  
 CERTIFIED PUBLIC ACCOUNTANTS

SINCE 1941

180 MONTGOMERY STREET

SUITE 1840

SAN FRANCISCO, CALIFORNIA 94104-4233

(415) 956-3600

FAX (415) 956-6517

MEMBERS  
 AMERICAN INSTITUTE OF  
 CERTIFIED PUBLIC ACCOUNTANTS  
 THE CALIFORNIA SOCIETY  
 OF CERTIFIED PUBLIC ACCOUNTANTS  
 BAKER TILLY INTERNATIONAL  
 EIN 95-2036255

OTHER OFFICES:  
 NORTH HOLLYWOOD  
 LAS VEGAS



### Independent Auditors' Report

To the World Board of  
 Narcotics Anonymous World Services, Inc.

We have audited the accompanying consolidated statement of financial position of Narcotics Anonymous World Services, Inc. (the "Organization") as of June 30, 2005, and the related consolidated statements of activities, functional expenses and cash flows for the year then ended. These consolidated financial statements are the responsibility of the Organization's management. Our responsibility is to express an opinion on these consolidated financial statements based on our audit. The financial statements of Narcotics Anonymous World Services, Inc. as of and for the year ended June 30, 2004 were audited by other auditors whose report dated August 18, 2004 expressed an unqualified opinion on those statements.

We conducted our audit in accordance with auditing standards generally accepted in the United States of America. Those standards require that we plan and perform an audit to obtain reasonable assurance about whether the consolidated financial statements are free of material misstatement. An audit includes examining, on a test basis, evidence supporting the amounts and disclosures in the financial statements. An audit also includes assessing the accounting principles used and significant estimates made by management, as well as evaluating the overall financial statement presentation. We believe our audit provides a reasonable basis for our opinion.

In our opinion, the 2005 consolidated financial statements referred to above present fairly, in all material respects, the financial position of Narcotics Anonymous World Services, Inc. as of June 30, 2005, and the changes in its net assets and its cash flows for the year then ended in conformity with accounting principles generally accepted in the United States of America.

*Miller, Kaplan, Arase & Co., LLP*

MILLER, KAPLAN, ARASE & CO., LLP

August 23, 2005



## Consolidated Statements of Financial Position

30 June 2005 and 2004

	<b>June 30, 2005</b>	<b>June 30, 2004</b>
<b>Current assets:</b>		
Cash and cash equivalents	\$ 3,480,282	\$ 2,503,136
Investments - at fair value	963,546	809,366
Accounts receivable (net of allowance for uncollectible accounts of \$71,000 and \$40,000, respectively)	622,048	615,609
Publication inventory	660,158	667,230
Prepaid expenses	359,280	50,801
	<hr/>	<hr/>
Total current assets	6,085,314	4,646,142
	<hr/>	<hr/>
<b>Property and equipment:</b>		
Furniture and equipment	1,962,320	1,845,282
Leasehold improvements	805,814	715,947
	<hr/>	<hr/>
	2,768,134	2,561,229
	<hr/>	<hr/>
Less: accumulated depreciation and amortization	(1,625,305)	(1,411,465)
	<hr/>	<hr/>
Total property and equipment - net	1,142,829	1,149,764
	<hr/>	<hr/>
<b>Other assets:</b>		
Deposits	24,260	-
Trademarks and copyrights (net of accumulated amortization of \$625,991 and \$512,394, respectively)	404,868	447,932
	<hr/>	<hr/>
Total other assets	429,128	447,932
	<hr/>	<hr/>
Total assets	<u>\$ 7,657,271</u>	<u>\$ 6,243,838</u>
	<hr/>	<hr/>
Liabilities and net assets		
<b>Current liabilities:</b>		
Accounts payable	\$ 248,430	\$ 445,194
Accrued salaries, vacation and tax withholdings payable	151,442	148,908
Current portion of capital lease obligations	120,135	95,341
Deferred revenue	1,043,580	-
	<hr/>	<hr/>
Total current liabilities	1,563,587	689,443
	<hr/>	<hr/>
<b>Capital leases payable, less current portion</b>	<b>481,070</b>	<b>601,206</b>
	<hr/>	<hr/>
Total liabilities	2,044,657	1,290,649
	<hr/>	<hr/>
<b>Unrestricted net assets</b>	<b>5,612,614</b>	<b>4,953,189</b>
	<hr/>	<hr/>
<b>Total liabilities and net assets</b>	<b><u>\$ 7,657,271</u></b>	<b><u>\$ 6,243,838</u></b>





	<b>1 July 2004 to 30 June 2005</b>	<b>1 July 2003 to 30 June 2004</b>
<b>Revenues, gains and other support:</b>		
Sales of publications and program materials	\$ 7,632,223	\$ 6,953,228
Less discounts and cost of sales	<u>2,211,375</u>	<u>2,455,751</u>
Net sales of publications and program materials	5,420,848	4,497,477
Convention registration and other revenue	-	2,484,665
Conference contributions	802,400	697,993
Interest	23,082	19,483
Other	<u>120,449</u>	<u>16,612</u>
Total revenues, gains and other support	<u>6,366,779</u>	<u>7,716,230</u>
<b>Expenses:</b>		
Literature production and distribution	1,562,478	1,403,935
World Service Conference support	1,490,462	1,681,880
Fellowship development	2,210,227	1,445,620
Events	<u>444,187</u>	<u>2,740,697</u>
Total expenses	<u>5,707,354</u>	<u>7,272,132</u>
<b>Change in net assets</b>	<b>659,425</b>	<b>444,098</b>
<b>Unrestricted net assets:</b>		
Beginning of year	<u>4,953,189</u>	<u>4,509,091</u>
<b>End of year</b>	<b><u>\$ 5,612,614</u></b>	<b><u>\$ 4,953,189</u></b>

## Consolidated Statements of Functional Expenses

Years Ended 30 June 2005 and 2004

	<b>30 June 2005</b>				
	<b>Literature Production and Distribution</b>	<b>World Service Conference Support</b>	<b>Fellowship Development</b>	<b>Events</b>	<b>Total</b>
Expenses:					
Salaries, wages and payroll taxes	\$ 848,084	\$ 630,004	\$ 751,159	\$ 193,847	\$2,423,094
Employee health benefits	96,100	71,388	85,116	21,966	274,570
Retirement contribution	16,290	12,100	14,428	3,723	46,541
Contract labor	731	542	647	167	2,087
Convention expense	-	-	-	75,602	75,602
Occupancy	134,832	100,160	119,423	30,818	385,233
Travel	11,856	194,874	148,345	4,314	359,389
Conferences	-	35,471	34,257	-	69,728
Worldwide workshops	-	61,164	-	-	61,164
Committees	-	-	-	-	-
Telephone	21,708	16,926	19,226	9,538	67,398
Postage	6,923	6,038	6,132	3,425	22,518
Office expense	42,267	31,398	37,436	9,661	120,762
Depreciation and amortization	114,392	84,977	101,322	26,147	326,838
Professional fees	55,574	40,326	49,347	12,408	157,655
Equipment leases	21,998	16,342	19,484	5,028	62,852
Computer expense	44,900	33,440	39,768	10,313	128,421
Other operating expenses	<u>146,823</u>	<u>155,312</u>	<u>784,137</u>	<u>37,230</u>	<u>1,123,502</u>
<b>Total expenses</b>	<b><u>\$1,562,478</u></b>	<b><u>\$1,490,462</u></b>	<b><u>\$ 2,210,227</u></b>	<b><u>\$ 444,187</u></b>	<b><u>\$5,707,354</u></b>

## Consolidated Statements of Functional Expenses

Years Ended 30 June 2005 and 2004

	30 June 2004				
	Literature Production and Distribution	World Service Conference Support	Fellowship Development	Events	Total
Expenses:					
Salaries, wages and payroll taxes	\$ 816,624	\$ 648,496	\$ 552,422	\$ 384,294	\$2,401,836
Employee health benefits	76,243	60,546	51,576	35,879	224,244
Retirement contribution	15,045	11,948	10,178	7,080	44,251
Contract labor	484	385	328	49,657	50,854
Convention expense	-	-	-	1,894,447	1,894,447
Occupancy	127,139	100,963	86,006	59,830	373,938
Travel	1,686	150,434	4,242	90,085	246,447
Conferences	-	319,849	15,829	-	335,678
Worldwide workshops	-	49,424	-	-	49,424
Committees	-	6,274	107,357	-	113,631
Telephone	21,262	17,706	14,383	18,260	71,611
Postage	13,409	11,818	9,071	6,310	40,608
Office expense	33,983	27,264	22,989	15,992	100,228
Depreciation and amortization	97,668	77,559	66,069	45,961	287,257
Professional fees	23,189	18,415	15,687	11,324	68,615
Equipment leases	24,641	19,568	16,669	11,596	72,474
Computer expense	67,724	53,781	45,813	31,870	199,188
Other operating expenses	<u>84,838</u>	<u>107,450</u>	<u>427,001</u>	<u>78,112</u>	<u>697,401</u>
<b>Total expenses</b>	<b><u>\$1,403,935</u></b>	<b><u>\$1,681,880</u></b>	<b><u>\$ 1,445,620</u></b>	<b><u>\$2,740,697</u></b>	<b><u>\$7,272,132</u></b>

## Consolidated Statements of Cash Flows

Years Ended 30 June 2005 and 2004

	<u>30 June 2005</u>	<u>30 June 2004</u>
<b>Cash flows from operating activities:</b>		
Change in net assets	\$ 659,425	\$ 444,098
Adjustment to reconcile change in net assets to net cash provided by operating activities:		
Depreciation and amortization	326,838	284,539
(Increase) decrease in assets:		
Accounts receivable	(6,439)	262,171
Publication inventory	7,072	(2,392)
Prepaid expenses	(308,479)	1,040,565
Deposits	(24,260)	2,576
Increase (decrease) in liabilities:		
Accounts payable	(196,764)	286,538
Accrued salaries and withholdings payable	2,534	18,242
Deferred revenue	1,043,580	(1,282,286)
	<u>1,503,507</u>	<u>1,054,051</u>
Net cash provided by operating activities		
<b>Cash flows from investing activities:</b>		
Proceeds from sale of investments	-	111,400
Purchases of investments	(154,180)	(7,423)
Purchases of property and equipment	(117,039)	(115,411)
Purchases of leasehold improvements	(89,867)	(167,136)
Payments to secure copyrights and trademarks	(69,934)	(62,973)
	<u>(431,020)</u>	<u>(241,543)</u>
Net cash used by investing activities		
<b>Cash flows from financing activities:</b>		
Repayment of capital lease obligations	(95,341)	(36,977)
Repayment of note payable	-	(87,931)
	<u>(95,341)</u>	<u>(124,908)</u>
Net cash used by financing activities		
<b>Net increase in cash and cash equivalents</b>	<b>977,146</b>	<b>687,600</b>
<b>Cash and cash equivalents:</b>		
Beginning of year	2,503,136	1,815,536
End of year	<u>\$ 3,480,282</u>	<u>\$ 2,503,136</u>

*Supplemental disclosures of cash flow information: Interest paid during the years ended June 30, 2005 and 2004 amounted to \$166,148 and \$65,629, respectively.*

*Non-cash investing and financing activities: During the year ended June 30, 2005, NAWS entered into lease obligations for the purchase of equipment in the amount of \$655,098.*

# Notes to Consolidated Financial Statements

Years Ended 30 June 2005 and 2004

## **Note 1 – Organization and Nature of Activities**

Narcotics Anonymous World Services, Inc. (NAWS) was incorporated on January 25, 1977 and is headquartered in Chatsworth, California. In addition, NAWS operates a literature distribution facility in Toronto, Canada and an office in Brussels, Belgium. NAWS is a not-for-profit organization which provides communications and information for the Fellowship of Narcotics Anonymous (NA). NAWS achieves its purpose by maintaining correspondence with NA groups and service committees, by printing and distributing World Services Conference (WSC) approved literature, and by maintaining the archives and files of NA.

In 1993, NA established the Fellowship Intellectual Property Trust (the Trust). The Trust was established for the purpose of holding and administering all recovery material and other intellectual properties of NA. The Trust is included in the consolidated financial statements of NAWS as a result of common control.

NAWS is exempt under Section 501(c)(3) of the Internal Revenue Code and comparable California Revenue and Taxation Code. The Trust is also exempt under the applicable Internal Revenue Code and comparable California Revenue and Taxation Code. In addition, the Internal Revenue Service has determined that the organization is not a private foundation within the meaning of Section 509(a) of the Internal Revenue Code. Therefore, no provision for Federal and state income taxes was made for either NAWS or the Trust.

## **Note 2 – Summary of Significant Accounting Policies**

### **A. Consolidation Policy and Basis of Accounting**

The accompanying consolidated financial statements include the accounts of NAWS and the Trust. Significant intercompany balances and transactions are eliminated in consolidation. The consolidated financial statements are prepared on the accrual basis of accounting.

### **B. Financial Statement Presentation**

NAWS has adopted Statement of Financial Accounting Standards (SFAS) No. 117, Financial Statements of Not-for-Profit Organizations. Under SFAS No. 117, NAWS is required to report information regarding its financial position and activities according to three classes of net assets: unrestricted net assets, temporarily restricted net assets and permanently restricted net assets. As of June 30, 2005 and 2004, NAWS held no temporarily or permanently restricted net assets.

### **C. Cash and Cash Equivalents**

NAWS considers all funds held in checking and savings accounts to be cash and cash equivalents.



#### **D. Investments**

NAWS investments are carried at fair value which generally represents quoted market price as of the last business day of the year. The certificates of deposit are valued at cost, which approximates fair value.

#### **E. Publication Inventory**

Publications and other items for resale are included in inventories and are carried at the lower of cost or market, with cost determined by the first-in, first-out method.

#### **F. Property and Equipment**

Leasehold improvements and furniture and equipment are stated at cost. Major additions are capitalized while replacements, maintenance and repairs, which do not improve or extend the useful life of the asset, are expensed. Depreciation is computed using the straight-line method over the estimated useful lives of the related assets, which range as follows:

Leasehold improvements	5 years
Furniture and equipment	5-10 years

Depreciation expense for the years ended June 30, 2005 and 2004 amounted to \$212,902 and \$177,072, respectively.

#### **G. Trademarks and Copyrights**

The cost of acquiring and defending copyrights and trademarks is capitalized and is being amortized over the approximate economic life of the copyright or trademark, which is estimated to be ten years. Amortization expense for the years ended June 30, 2005 and 2004 amounted to \$113,936 and \$107,467, respectively.

#### **H. Accounts Receivable**

Accounts receivable are reported net of an allowance for doubtful accounts. The allowance is based on management's estimate of the amount of receivables that will actually be collected. Management estimates uncollectible accounts based on the age of the receivable and other factors.

#### **I. Allowance for Doubtful Accounts**

Allowance for doubtful accounts is estimated by management based on the experience of accounts receivable collectibility.

#### **J. Translation of Foreign Financial Statements**

Financial operations in Canada and Europe are translated throughout the year to United States dollars. Gains or losses resulting from translating foreign currency financial statements are recorded in the consolidated statements of activities.

#### **K. Estimates**

The preparation of financial statements in conformity with accounting principles generally accepted in the United States of America requires management to make estimates and assumptions that affect certain reported amounts and disclosures in the financial statements. Actual results could differ from those estimates.



### Note 3 – Retirement Plan

NAWS maintains a qualified defined contribution retirement plan which covers all employees. Under the terms of the plan, employees may elect to contribute pre-tax earnings up to the maximum allowable amount. NAWS matches up to 5% of the deferred earnings based on the employee's number of years of service. The matching contribution to the plan for the years ended June 30, 2005 and 2004 was \$46,541 and \$44,251, respectively.

### Note 4 – Operating and Capital Leases

NAWS has entered into capital lease agreements for the use of telephone and office equipment. The total value of the equipment under capital leases is \$734,024. NAWS also leases equipment and facilities under various operating leases. Minimum future lease payments on noncancelable lease commitments, including interest on capital leases, subsequent to June 30, 2005 are as follows:

<b>Year end June 30</b>	<b>Total</b>	<b>Operating Leases</b>	<b>Capital Leases</b>
2006	\$ 556,545	\$ 305,202	\$ 251,343
2007	544,012	294,309	249,703
2008	529,232	293,607	235,625
2009	454,677	304,794	149,883
2010	292,291	292,291	—
Thereafter	64,695	64,695	—
<b>Total</b>	<b>\$ 2,441,452</b>	<b>\$ 1,554,898</b>	<b>\$ 886,554</b>

Total payments made under the leases during the years ended June 30, 2005 and 2004 were \$578,963 and \$448,019, respectively.

### Note 5 – Investments

The following summary represents the fair value for each of the investment categories:

	<b>2005</b>	<b>2004</b>
Investments as fair value as determined by quoted market price: U.S. Government and Government Agency obligations	\$ 35,128	\$ 51,683
Investment as fair value as determined cost:		
Money market accounts	296,125	272,699
Certificates of deposit	632,293	484,984
<b>Total</b>	<b>\$ 963,546</b>	<b>\$ 809,366</b>

**Note 6 – Concentration of Credit Risk**

As of June 30, 2005, NAWS had cash deposits at United States based financial institutions which exceeded the maximum amount insured by approximately \$3,000,000.

**Note 7 – Contingencies**

As of June 30, 2005, NAWS was a defendant of a lawsuit. The management of NAWS believes that the lawsuit will be settled without any material impact to the financial statements.





## Donations by Region

		Jul 2004/Jun 2005 Donations		FY 03/04
		Number	Amount	Donations
<b>ABCD Region</b>				
3981401	MOHAWK RIVER AREA	3	136.08	435.17
3981402	ALBANY/RENSSELAER AREA	7	421.56	449.36
3981601	ABCD REGION	5	1,387.97	530.88
	<b>Region Total:</b>	<b>15</b>	<b>\$1,945.61</b>	<b>\$1,415.41</b>
<b>Alabama - Northwest Florida</b>				
3011401	GREATER PENSACOLA ASC	1	182.09	0.00
3011201	FREEDOM GROUP OF NA	1	100.00	0.00
3011212	THIRD TRADITION GROUP	0	0.00	47.11
3011213	JUST FOR TODAY GROUP	1	100.00	0.00
3011214	THE GRANT GROUP	9	75.00	0.00
	INDIVIDUAL MEMBERS	1	60.00	0.00
3011601	ALABAMA/NW FLORIDA RSC	2	6,739.25	0.00
	<b>Region Total:</b>	<b>15</b>	<b>\$7,256.34</b>	<b>\$47.11</b>
<b>Alaska Region</b>				
3021601	ALASKA RSC	1	1,000.00	0.00
3021205	TO THE POINT GROUP	2	75.00	0.00
3021208	FROZEN CHOZEN GROUP	5	200.00	125.00
3021209	OUR NEW WAY OF LIFE GROUP	0	0.00	10.00
3021210	NEW WAY OF LIFE GROUP	2	125.00	0.00
	<b>Region Total:</b>	<b>10</b>	<b>\$1,400.00</b>	<b>\$135.00</b>
<b>Alsask Region</b>				
3731201	THE NOONER GROUP	1	33.75	0.00
3731209	GIFT OF LIFE GROUP	1	94.08	0.00
3731210	NEW HOPE GROUP	1	94.09	0.00
3731601	ALSASK RSC	4	1,214.44	610.59
	<b>Region Total:</b>	<b>7</b>	<b>\$1,436.36</b>	<b>\$610.59</b>
<b>Aotearoa - New Zealand Region</b>				
3761601	AOTEAROA/NEW ZEALAND RSC	2	4,945.05	0.00
	<b>Region Total:</b>	<b>2</b>	<b>\$4,945.05</b>	<b>\$0.00</b>
<b>Argentina Region</b>				
3861601	ARGENTINA RSC	1	600.00	0.00
	<b>Region Total:</b>	<b>1</b>	<b>\$600.00</b>	<b>\$0.00</b>
<b>Arizona Region</b>				
3031401	CAN NA AREA	1	446.30	0.00
3031403	EAST VALLEY AREA	10	1,326.68	557.05
3031202	APACHE JUNCTION NA	4	81.44	61.77
3031206	GRUPO PRIMERO LO PRIMERO	2	124.00	0.00
	INDIVIDUAL MEMBERS	1	100.00	25.00
3031601	ARIZONA RSC	5	16,543.08	0.00
	<b>Region Total:</b>	<b>23</b>	<b>\$18,621.50</b>	<b>\$643.82</b>



		Jul 2004/Jun 2005 Donations		FY 03/04
		Number	Amount	Donations
<b>Arkansas Region</b>				
3041402	CENTRAL ARKANSAS AREA	3	1,132.85	416.97
3041404	TEXARKANA AREA	1	404.69	325.14
3041201	PARAGOULD NA GROUP	1	260.00	210.00
3041202	NEW FREEDOM GROUP	1	50.00	0.00
3041204	COPE WITHOUT DOPE GROUP	3	300.00	0.00
3041205	CLEAN & SERENE GROUP	1	180.01	156.72
3041209	SATURDAY NIGHT LIVE GROUP	1	273.46	0.00
3041211	COMMON BOND GROUP	4	160.00	175.00
3041212	WE DO RECOVER GROUP	4	200.00	100.00
	INDIVIDUAL MEMBERS	1	14.65	0.00
3041601	ARKANSAS RSC	1	82.52	0.00
	<b>Region Total:</b>	<b>21</b>	<b>\$3,058.18</b>	<b>\$1,383.83</b>
<b>Australia Region</b>				
3831601	AUSTRALIAN REGION	1	10,000.00	0.00
	<b>Region Total:</b>	<b>1</b>	<b>\$10,000.00</b>	<b>\$0.00</b>
<b>Baja-son Region</b>				
3283001	BAJA - CACHANILLA CONVENTION	1	200.00	0.00
	<b>Region Total:</b>	<b>1</b>	<b>\$200.00</b>	<b>\$0.00</b>
<b>Best Little Region</b>				
3061403	PANHANDLE AREA	1	38.49	0.00
3063001	BEST LITTLE REGION CONVENTION	1	1,232.20	910.53
3061201	SERENITY GROUP	1	28.00	0.00
3061202	12 STEPS - NEW LIFE GROUP	3	338.47	0.00
3061204	NOTHING TO FEAR GROUP	1	24.00	240.00
3061207	CLEAR MESSAGE GROUP	0	0.00	49.00
3061208	NA HOPE GROUP	0	0.00	50.00
	INDIVIDUAL MEMBERS	0	0.00	60.00
3061601	BEST LITTLE REGION RSC	2	676.65	0.00
	<b>Region Total:</b>	<b>9</b>	<b>\$2,337.81</b>	<b>\$1,309.53</b>
<b>Bluegrass-Appalachian Region</b>				
30K1601	BLUEGRASS-APPALACHIAN RSC	3	900.00	100.00
	<b>Region Total:</b>	<b>3</b>	<b>\$900.00</b>	<b>\$100.00</b>
<b>Brazil Region</b>				
	INDIVIDUAL MEMBERS	1	50.00	0.00
3821601	BRAZIL REGION	0	0.00	400.00
3822001	BRAZIL UNITY DAY	1	312.00	0.00
	<b>Region Total:</b>	<b>2</b>	<b>\$362.00</b>	<b>\$400.00</b>
<b>British Columbia Region</b>				
3071404	FRASER VALLEY AREA	1	750.00	0.00
3071406	SOUTH VANCOUVER ISLAND	1	18.75	18.75
3071201	HOPE GROUP	0	0.00	75.00
3071203	SATURDAY NIGHT LIVE	1	18.75	0.00
3071208	TAKING CARE OF BUSINESS	0	0.00	115.88
3071213	FREE AT LAST GROUP	1	75.00	0.00
	INDIVIDUAL MEMBERS	1	37.50	0.00
3071601	BRITISH COLUMBIA RSC	3	3,375.00	2,625.00
	<b>Region Total:</b>	<b>8</b>	<b>\$4,275.00</b>	<b>\$2,834.63</b>



		Jul 2004/ Jun 2005 Donations		FY 03/04
		Number	Amount	Donations
<b>Buckeye Region</b>				
3081401	WESTERN RESERVE AREA (WRASCNA)	7	100.00	100.00
3081402	GREAT LAKES AREA (OH)	1	500.00	100.00
3081201	SURVIVORS GROUP (OH)	1	50.00	0.00
3081601	BUCKEYE RSC	6	1,700.00	100.00
	<b>Region Total:</b>	<b>15</b>	<b>\$2,350.00</b>	<b>\$300.00</b>
<b>Southern Brazil Region</b>				
	<b>Region Total:</b>	<b>0</b>	<b>\$0.00</b>	<b>\$0.00</b>
<b>California Inland Region</b>				
3801601	CALIFORNIA INLAND RSC	2	6,567.07	127.06
	<b>Region Total:</b>	<b>2</b>	<b>\$6,567.07</b>	<b>\$127.06</b>
<b>California Midstate Region</b>				
3091201	FRIDAY MORNING EARLY START	5	53.45	7.10
3091203	YOSEMITE GROUP	0	0.00	75.00
3091204	COMMON NEEDS GROUP	0	0.00	59.41
	INDIVIDUAL MEMBERS	0	0.00	472.50
3091601	CALIFORNIA MIDSTATE RSC	1	13.56	3,529.55
	<b>Region Total:</b>	<b>6</b>	<b>\$67.01</b>	<b>\$4,143.56</b>
<b>Canadian Atlantic Region</b>				
	<b>Region Total:</b>	<b>0</b>	<b>\$0.00</b>	<b>\$0.00</b>
<b>Carolina Region</b>				
3101401	SUN CITY AREA (SC)	5	739.77	257.30
3101402	SOUTH COASTAL AREA (NC)	9	262.84	309.30
3101403	CATAWBA VALLEY AREA	0	0.00	121.50
3101404	GREATER CHARLOTTE AREA	6	2,513.61	0.00
3101406	CAPITAL AREA (NC)	4	1,621.05	1,220.14
3101204	JUST FOR TODAY GROUP (NC)	4	157.01	113.00
3101208	SECOND CHANCE GROUP (SC)	3	254.40	184.05
3101210	FLOWERTOWN NA	6	245.50	155.00
3101219	WELCOME HOME GROUP (NC)	4	92.00	53.00
3101221	LIFE AFTER DRUGS GROUP (NC)	0	0.00	25.00
3101224	FREEDOM TO LIVE GROUP (NC)	1	0.00	0.00
3101225	ANSWER GROUP OF NA	0	0.00	52.00
3101226	STAY CLEAN GROUP (SC)	2	600.00	400.00
3101231	SURRENDER TO WIN GROUP (NC)	3	35.00	22.18
3101232	WORTH THE RIDE GROUP	0	0.00	251.38
3101234	GATEWAY TO FREEDOM GROUP	12	201.00	122.00
3101235	OUT TO LUNCH GROUP (NC)	0	0.00	62.00
3101236	BASIC TEXT EXPRESS (NC)	3	75.00	75.00
3101237	IT WORKS GROUP (NC)	0	0.00	242.88
3101238	LIVING IN REALITY GROUP (SC)	0	0.00	200.00
3101239	MIRACLES HOME GROUP (SC)	1	-15.60	223.50
3101240	FREE SPIRIT GROUP (SC)	5	516.29	0.00
3101241	NAPD GROUP (NC)	1	100.00	0.00
3101242	MIRACLES HAPPEN GROUP (NC)	1	46.00	0.00
	INDIVIDUAL MEMBERS	1	0.00	-77.90
3101601	CAROLINA RSC	3	15,000.00	3,000.00
	<b>Region Total:</b>	<b>74</b>	<b>\$22,443.87</b>	<b>\$7,011.33</b>



		Jul 2004/Jun 2005 Donations		FY 03/04
		Number	Amount	Donations
<b>Central California Region</b>				
3111401	CENTRAL COAST AREA	11	390.96	719.34
3111402	GOLD COAST AREA	11	1,712.49	841.79
3111404	KERN COUNTY AREA	7	550.00	650.00
3111201	SIMI VALLEY LATE NIGHT GROUP	1	1.66	0.00
3111204	NEW ATTITUDES GROUP	0	0.00	600.00
3111207	FRIDAY NA WESTLAKE VILLAGE	0	0.00	1,317.00
3111210	STEP STUDY GROUP	4	627.20	300.00
3111216	KERN RIVER VALLEY GROUP	4	125.00	0.00
3111217	FRIDAY STEP STUDY GROUP	5	586.00	0.00
	INDIVIDUAL MEMBERS	2	63.00	0.00
3111601	CENTRAL CALIFORNIA RSC	5	18,132.25	16,661.55
	<b>Region Total:</b>	<b>50</b>	<b>\$22,188.56</b>	<b>\$21,089.68</b>
<b>Chesapeake &amp; Potomoc Region</b>				
3121201	IT WORKS HOW & WHY GROUP (MD)	4	74.57	46.51
3121203	ANOTHER LOOK GROUP	1	23.00	0.00
3121206	CRACKERBOX GROUP (VA)	1	300.00	0.00
	INDIVIDUAL MEMBERS	1	50.00	714.20
3121601	CHESAPEAKE AND POTOMOC RSC	3	16,615.37	12,759.22
	<b>Region Total:</b>	<b>10</b>	<b>\$17,062.94</b>	<b>\$13,519.93</b>
<b>Chicagoland Region</b>				
3131402	JOLIET AREA	1	500.00	0.00
3131403	SWANA	4	78.80	63.15
3131404	SOUTH CITY AREA	2	825.38	1,196.65
3131405	NORTH CITY ASC	2	526.12	100.00
3133001	CHICAGO METRO UNITY CONVENTION	0	0.00	3,827.04
3131210	TU I TERAZ NA GROUP	1	80.00	30.00
3131211	SATURDAY NIGHT LIVE GROUP	1	10.00	0.00
	INDIVIDUAL MEMBERS	2	126.00	100.00
3131601	CHICAGOLAND RSC	1	2,500.00	6,000.00
	<b>Region Total:</b>	<b>14</b>	<b>\$4,646.30</b>	<b>\$11,316.84</b>
<b>Chile Region</b>				
30E1601	CHILE REGION	1	50.00	0.00
	<b>Region Total:</b>	<b>1</b>	<b>\$50.00</b>	<b>\$0.00</b>
<b>Colombia Region</b>				
3141400	CARTAGENA ASC	0	0.00	22.10
3141401	CALI ASC COLOMBIA	1	20.00	0.00
3143001	CONVENCION CSA BOGATA	1	86.15	0.00
3141202	GRUPO LA PLAYA	8	45.76	55.14
3141203	GRUPO NUEVO AMANECER	0	0.00	86.54
3141204	GRUPO LA PAZ	0	0.00	6.92
	<b>Region Total:</b>	<b>10</b>	<b>\$151.91</b>	<b>\$170.70</b>
<b>Colorado Region</b>				
3151404	BOULDER AREA	1	50.00	0.00
3151405	MILE HIGH AREA	6	2,215.17	0.00
3151201	BLUES BREAKERS GROUP	2	102.81	0.00
3151205	CLEAN & SERENE GROUP	0	0.00	158.34
3151215	GOLDEN GROUP	4	58.00	40.00
3151216	REALLY LAST CHANCE GROUP	2	51.48	24.37
3151219	VAGABONDS GROUP	0	0.00	70.00
3151220	ROAD TO GOLDEN RECOVERY	1	13.91	14.57
3151222	FORT MORGAN GROUP	1	40.00	0.00



		Jul 2004/Jun 2005 Donations		FY 03/04
		Number	Amount	Donations
<b>Colorado Region, continued</b>				
3151223	ULTIMATE HIGH GROUP	1	20.00	0.00
3151224	NA TUES-THURS ASPEN	1	200.00	0.00
	INDIVIDUAL MEMBERS	0	0.00	100.00
3151601	COLORADO RSC	4	3,000.00	2,000.00
	<b>Region Total:</b>	<b>23</b>	<b>\$5,751.37</b>	<b>\$2,407.28</b>
<b>Connecticut Region</b>				
3161401	GREATER HARTFORD	9	1,800.99	798.12
3163002	PIG ROAST INC	0	0.00	6,000.00
3161201	NO OTHER WAY GROUP	4	184.23	136.60
3161203	STEPPIN' THRU IT ALL GROUP	4	307.00	297.00
3161205	POWERLESS GROUP	1	81.67	0.00
3161206	STRAIGHT AHEAD GROUP	1	24.00	0.00
3161207	THE ONLY WAY BACK GROUP	0	0.00	52.00
	INDIVIDUAL MEMBERS	3	115.00	0.00
3161601	CONNECTICUT RSC	5	22,301.15	22,664.40
	<b>Region Total:</b>	<b>27</b>	<b>\$24,814.04</b>	<b>\$29,948.12</b>
<b>Costa Rica Region</b>				
	<b>Region Total:</b>	<b>0</b>	<b>\$0.00</b>	<b>\$0.00</b>
<b>Denmark Region</b>				
	<b>Region Total:</b>	<b>0</b>	<b>\$0.00</b>	<b>\$0.00</b>
<b>Dominican Republic Region</b>				
30J1601	DOMINICAN REPUBLIC REGION	1	319.96	0.00
	<b>Region Total:</b>	<b>1</b>	<b>\$319.96</b>	<b>\$0.00</b>
<b>Eastern New York Region</b>				
30A1402	NASSAU AREA	1	5,000.00	0.00
30A3001	NASCOMM CORP	1	10,000.00	0.00
30A1601	EASTERN NEW YORK REGION	2	1,572.78	2,000.00
	<b>Region Total:</b>	<b>4</b>	<b>\$16,572.78</b>	<b>\$2,000.00</b>
<b>Eastern Pennsylvania Region</b>				
30O1601	EASTERN PENNSYLVANIA REGION	1	500.00	0.00
	<b>Region Total:</b>	<b>1</b>	<b>\$500.00</b>	<b>\$0.00</b>
<b>Ecuador Region</b>				
3931601	ECUADOR REGION	1	110.00	0.00
	<b>Region Total:</b>	<b>1</b>	<b>\$110.00</b>	<b>\$0.00</b>
<b>Florida Region</b>				
3181401	ORLANDO AREA	4	1,394.07	1,295.06
3181402	PALM COAST AREA	2	1,213.00	1,656.00
3181202	LEARNING TO LIVE GROUP	0	0.00	18.28
3181203	A TRAIN TO SOMEWHERE GROUP	6	198.14	102.77
3181204	SUNDAY SKOOL GROUP	4	33.11	99.15
3181205	SUNDAY MORNING MEETING	2	76.00	0.00
3181206	KISSIMMEE CONNECTION	7	158.27	257.27
3181210	THE NA WAY GROUP	0	0.00	18.80
3181213	UNITED WE STAND GROUP	1	15.00	175.00
3181214	MIRACLES OF FAITH II	4	68.99	93.42
3181216	IT WORKS HOW & WHY GROUP	0	0.00	62.00
3181220	NEW ATTITUDES STEP MEETING	3	39.00	166.05
3181221	STEPS TO SERENITY GROUP	0	0.00	43.00
3181222	RECOVERY MATTERS GROUP	10	654.58	335.00
3181223	LITERATURE TO LIVE BY	0	0.00	14.00



		Jul 2004/Jun 2005 Donations		FY 03/04
		Number	Amount	Donations
<b>Florida Region, continued</b>				
3181224	UN NUEVO AMANECER	0	0.00	31.50
	INDIVIDUAL MEMBERS	0	0.00	56.00
3181601	FLORIDA RSC	1	4,068.64	18,961.50
	<b>Region Total:</b>	<b>44</b>	<b>\$7,918.80</b>	<b>\$23,384.80</b>
<b>Finland</b>				
30N1601	FINLAND RSC/SUOMEN NA PALVELU	1	1,319.60	0.00
	<b>Region Total:</b>	<b>1</b>	<b>\$1,319.60</b>	<b>\$0.00</b>
<b>France Region</b>				
	<b>Region Total:</b>	<b>0</b>	<b>\$0.00</b>	<b>\$0.00</b>
<b>Free State Region</b>				
3191401	EAST OF THE BAY AREA	1	450.77	0.00
3193001	FREE STATE REGIONAL CONVENTION	1	10,817.40	2,001.47
3191210	THURSDAY NIGHT CANDLELIGHT	1	7.25	8.85
	INDIVIDUAL MEMBERS	1	100.00	0.00
3191601	FREE STATE RSC	4	16,856.19	11,774.80
	<b>Region Total:</b>	<b>8</b>	<b>\$28,231.61</b>	<b>\$13,785.12</b>
<b>Georgia Region</b>				
3201401	SOUTH ATLANTA AREA	0	0.00	300.00
3201402	COASTAL AREA	1	488.00	0.00
3201205	NEW HORIZON GROUP	4	71.04	37.27
3201206	INTERNATIONAL CITY GROUP OF NA	2	127.79	0.00
3201208	CLOSE ENCOUNTERS GROUP	9	439.00	460.47
3201214	LIVING FREE GROUP	5	218.11	213.62
3201216	STONE COLD RECOVERY	2	697.87	773.75
3201219	NA FOUNDATION GROUP	0	0.00	25.00
3201220	JUST FOR TODAY GROUP	3	60.13	84.00
3201223	NEW BEGINNINGS GROUP	4	163.55	117.74
3201224	BLIND FAITH GROUP	11	847.84	561.83
3201227	SURRENDER GROUP	7	303.11	207.20
3201228	NEW BEGINNINGS GROUP	5	306.82	145.83
3201229	THE BACK ROOM GROUP	10	1,196.00	420.00
3201230	KEEP COMING BACK GROUP	0	0.00	31.32
3201231	IP #2 GROUP OF NA	5	125.09	86.15
3201232	FAR OUT GROUP	0	0.00	67.00
3201233	EXPERIENCE, STRENGTH & HOPE	3	178.90	0.00
	INDIVIDUAL MEMBERS	1	25.00	6.00
3201601	GEORGIA RSC	2	4,949.64	15,729.36
	<b>Region Total:</b>	<b>74</b>	<b>\$10,197.89</b>	<b>\$19,266.54</b>
<b>German Speaking Region</b>				
3211401	GEBIET MITTE	1	654.80	0.00
3211601	GERMAN SPEAKING RSC	2	947.83	233.52
	<b>Region Total:</b>	<b>3</b>	<b>\$1,602.63</b>	<b>\$233.52</b>
<b>Greater Illinois Region</b>				
3221404	LIVING THE DREAM AREA	0	0.00	258.10
3223002	LIVING THE DREAM CONVENTION	1	75.00	0.00
3221204	SERENITY SEEKERS	1	32.00	53.00
3221214	PROGRESS NOT PERFECTION	0	-54.96	54.96
3221601	GREATER ILLINOIS RSC	0	0.00	5,264.19
	<b>Region Total:</b>	<b>2</b>	<b>\$52.04</b>	<b>\$5,630.25</b>



		Jul 2004/Jun 2005 Donations		FY 03/04
		Number	Amount	Donations
<b>Greater New York Region</b>				
3231403	NEW YORK CITY AREA	5	1,967.36	2,150.00
3231406	EASTERN LONG ISLAND AREA	1	50.00	625.00
3231201	PRACTICING PRINCIPLES GROUP	2	292.19	224.52
3231202	RECOVERING IN WASHINGTON HGTS	1	50.00	0.00
3231204	BASIC TEXT GROUP	1	12.50	0.00
3231205	GUT LEVEL GROUP	1	12.50	0.00
3231207	WISH YOU WERE HERE	1	75.00	0.00
3231216	WOMEN NEEDING WOMEN	1	44.50	0.00
3231240	THE DREAM IS REAL GROUP	3	37.05	43.27
3231241	CONSPIRACY OF RECOVERY GROUP	1	172.00	17.50
3231245	LIFE AFTER DRUGS GROUP	2	75.00	20.00
3231246	GET REAL ON THE TERRACE	1	15.00	39.15
3231248	CARRY THE MESSAGE GROUP	6	484.00	0.00
3231249	MIRACLE ON 24th STREET	0	0.00	27.50
3231250	FINALLY FOUND A HOME GROUP	1	100.00	100.00
3231251	RK/PM	1	162.00	0.00
3231252	DYKERS HEIGHTS RECOVERY GROUP	1	23.00	0.00
3231253	KEEPING IT GREEN GROUP	1	20.00	0.00
3231254	RECOVERY ON THE BLVD	1	200.00	0.00
3231255	MERRICK SUNRISE	1	182.10	0.00
3231256	TOGETHER ON SUNDAY	1	46.00	0.00
	INDIVIDUAL MEMBERS	2	125.00	28.00
	<b>Region Total:</b>	<b>35</b>	<b>\$4,145.20</b>	<b>\$3,274.94</b>
<b>Greater Philadelphia Region</b>				
3241401	DELCO AREA	0	0.00	581.16
3241403	SCHUYKILL VALLEY AREA	1	292.10	0.00
3241201	FOLSOM GROUP	9	335.00	345.00
3241206	GET A GRIP GROUP	6	399.39	0.00
	INDIVIDUAL MEMBERS	4	359.99	1,323.80
	<b>Region Total:</b>	<b>20</b>	<b>\$1,386.48</b>	<b>\$2,249.96</b>
<b>Greece Region</b>				
30F1201	ILIOUPOLIS GROUPE	1	135.64	184.02
	<b>Region Total:</b>	<b>1</b>	<b>\$135.64</b>	<b>\$184.02</b>
<b>Guatemala Region</b>				
30I1601	GUATEMALA REGION	2	101.33	0.00
	<b>Region Total:</b>	<b>2</b>	<b>\$101.33</b>	<b>\$0.00</b>
<b>Hawaii Region</b>				
3251401	OAHU AREA	13	2,133.77	764.53
3253001	DOWNTOWN OHANA ANNUAL PICNIC	2	99.00	64.00
	INDIVIDUAL MEMBERS	1	50.00	60.00
3251601	HAWAII RSC	4	1,386.11	1,513.27
	<b>Region Total:</b>	<b>20</b>	<b>\$3,668.88</b>	<b>\$2,401.80</b>
<b>India Region</b>				
	<b>Region Total:</b>	<b>0</b>	<b>\$0.00</b>	<b>\$0.00</b>
<b>Indiana Region</b>				
3261401	CROSSROADS AREA	1	69.93	531.43
3261402	SOUTH SHORE AREA	4	1,350.00	500.00
3261403	MID - STATE AREA	5	157.50	93.68
3261405	NORTHEASTERN INDIANA AREA	5	277.77	255.19
3261406	CENTRAL INDIANA AREA	2	950.00	0.00



		Jul 2004/Jun 2005 Donations		FY 03/04
		Number	Amount	Donations
<b>Indiana Region, continued</b>				
3261407	NORTH CENTRAL INDIANA AREA	0	0.00	721.50
3263001	INDIANA REGION CONVENTION	1	500.00	5,500.00
3263002	END OF SUMMER CELEBRATION	0	0.00	200.00
3261201	STARTING OVER GROUP	2	130.00	0.00
3261206	JIMMY'S KIDS GROUP	1	25.00	75.00
3261209	IT WORKS HOW & WHY GROUP	1	65.00	0.00
3261210	THERE IS HOPE GROUP	7	100.00	56.70
3261212	TUESDAY NIGHT NA	8	82.74	78.10
3261219	MIRACLES OF RECOVERY	3	60.00	120.00
	INDIVIDUAL MEMBERS	0	0.00	12.50
3261601	INDIANA RSC	5	1,361.29	2,240.51
	<b>Region Total:</b>	<b>45</b>	<b>\$5,129.23</b>	<b>\$10,384.61</b>
<b>Iowa Region</b>				
3271204	RATHBUN REGIONAL NA	0	0.00	200.00
3271601	IOWA RSC	2	2,500.00	5,332.38
	<b>Region Total:</b>	<b>2</b>	<b>\$2,500.00</b>	<b>\$5,532.38</b>
<b>Iran Region</b>				
30M1601	IRAN REGION	1	4,919.52	0.00
	<b>Region Total:</b>	<b>1</b>	<b>\$4,919.52</b>	<b>\$0.00</b>
<b>Israel Region</b>				
30L1201	PRIMARY PURPOSE GROUP (ISRAEL)	1	18.00	0.00
	<b>Region Total:</b>	<b>1</b>	<b>\$18.00</b>	<b>\$0.00</b>
<b>Italy Region</b>				
	<b>Region Total:</b>	<b>0</b>	<b>\$0.00</b>	<b>\$0.00</b>
<b>Ireland Region</b>				
3881601	IRELAND RSC	1	1,180.22	
	<b>Region Total:</b>	<b>1</b>	<b>\$1,180.22</b>	<b>\$0.00</b>
<b>Japan Region</b>				
3291205	YOKOHAMA GROUP	0	0.00	203.31
3291601	JAPAN REGIONAL SERVICE	0	0.00	2,040.92
	<b>Region Total:</b>	<b>0</b>	<b>\$0.00</b>	<b>\$2,244.23</b>
<b>Kentuckiana Region</b>				
3301402	SOUTH CENTRAL KENTUCKY AREA	1	100.00	0.00
3301201	THERAPUETIC VALUE GROUP (KY)	2	89.02	0.00
3301203	HOW IT WORKS GROUP (IN)	5	250.00	243.00
3301212	EASY DOES IT GROUP (KY)	2	63.00	0.00
3301213	HAPPY JOYOUS & FREE (KY)	1	25.00	0.00
3301601	KENTUCKIANA RSC	1	2,600.00	3,273.82
	<b>Region Total:</b>	<b>12</b>	<b>\$3,127.02</b>	<b>\$3,516.82</b>
<b>Le Nordet</b>				
3891601	LE NORDET RSC	1	150.00	1,875.00
	<b>Region Total:</b>	<b>1</b>	<b>\$150.00</b>	<b>\$1,875.00</b>
<b>Lone Star Region</b>				
3311401	DALLAS AREA	0	0.00	1,000.00
3311403	FORT WORTH AREA	1	72.50	0.00
3311202	MIRACLES HAPPEN GROUP	2	175.00	0.00
3311203	ANOTHER CHANCE GROUP	7	515.43	456.91
3311206	HIGH ON LIFE GROUP	3	80.00	60.00





		Jul 2004/Jun 2005 Donations		FY 03/04
		Number	Amount	Donations
<b>Lone Star Region, continued</b>				
3311207	JUST FOR TODAY GROUP	0	0.00	100.00
3311208	LIVING RECOVERY GROUP	1	49.47	49.32
3311209	NEW BEGINNINGS GROUP	0	0.00	101.00
3311210	RICHARDSON GROUP	3	137.33	197.90
3311211	NORTHSIDE NA GROUP	6	318.35	532.66
3311212	LAST HOUSE ON THE BLOCK	6	282.51	92.55
3311220	FORT WORTH 24 HOUR NA GROUP	3	350.00	225.00
3311221	REFINISHING GROUP	4	250.00	250.00
3311222	NEW ATTITUDES GROUP	0	0.00	100.00
3311223	BROADWAY GROUP	9	516.66	50.00
3311224	KEEP IT SIMPLE GROUP	5	235.00	45.00
3311601	LONE STAR RSC	4	1,600.00	1,600.00
	<b>Region Total:</b>	<b>54</b>	<b>\$4,582.25</b>	<b>\$4,860.34</b>
<b>Louisiana Region</b>				
3321206	MIRACLES HAPPEN GROUP	1	25.00	25.00
3321207	NEVER ALONE GROUP	2	40.00	0.00
3321601	LOUISIANA RSC	4	3,217.33	2,300.00
	<b>Region Total:</b>	<b>7</b>	<b>\$3,282.33</b>	<b>\$2,325.00</b>
<b>Metro Detroit Region</b>				
3781401	WW/MC AREA	7	2,178.90	4,063.62
3781402	TRI - CITIES AREA (MI)	1	200.00	130.09
3781601	METRO DETROIT RSC	9	1,614.61	350.00
	<b>Region Total:</b>	<b>17</b>	<b>\$3,993.51</b>	<b>\$4,543.71</b>
<b>Mexico Region</b>				
	<b>Region Total:</b>	<b>0</b>	<b>\$0.00</b>	<b>\$0.00</b>
<b>Michigan Region</b>				
3331401	GREATER GRAND RAPIDS AREA	4	534.93	499.20
3331402	CAPITAL AREA	2	161.71	159.77
3331403	BATTLE CREEK AREA	1	88.60	145.28
3331404	MONROE COUNTY AREA	1	25.00	0.00
3331207	HEAVENLY EXPRESS GROUP	11	301.00	145.00
3331211	JUST FOR TODAY GROUP	1	25.00	0.00
3331216	BENTON HARBOR GROUP	6	60.00	120.00
3331225	COMING TOGETHER GROUP	1	10.00	0.00
3331226	TODAY'S REALITY GROUP	1	45.00	0.00
	INDIVIDUAL MEMBERS	6	60.00	0.00
3331601	MICHIGAN RSC	3	8,777.71	1,077.21
	<b>Region Total:</b>	<b>37</b>	<b>\$10,088.95</b>	<b>\$2,146.46</b>
<b>Mid America Region</b>				
3341216	YAWAN NA GROUP	0	0.00	40.00
3341217	RECOVERY FIRST GROUP (KS)	4	299.75	349.27
3341218	NOTHING TO FEAR GROUP (KS)	2	150.00	0.00
3341219	FLYING FREE GROUP (KS)	1	250.00	175.00
3341220	NEW WAY NA GROUP (KS)	0	0.00	201.00
3341221	BLUE RIDGE NA (KS)	1	85.00	77.00
3341222	NEW HOPE GROUP (KS)	1	75.00	0.00
3341601	MID - AMERICA RSC	1	1,057.48	32.36
	<b>Region Total:</b>	<b>10</b>	<b>\$1,917.23</b>	<b>\$874.63</b>



		Jul 2004/Jun 2005 Donations		FY 03/04
		Number	Amount	Donations
<b>Mid Atlantic Region</b>				
3351404	POCONO MOUNTAINS AREA (PA)	0	0.00	48.16
	INDIVIDUAL MEMBERS	0	0.00	20.00
3351601	MID - ATLANTIC RSC	2	12,290.85	23,678.25
	<b>Region Total:</b>	<b>2</b>	<b>\$12,290.85</b>	<b>\$23,746.41</b>
<b>Minnesota Region</b>				
3361401	OPEN DOOR AREA	1	131.14	0.00
3361402	NORTHERN LIGHTS AREA (WI)	1	768.71	0.00
3361404	SOUTHWEST MINNESOTA AREA	1	30.00	0.00
3361201	COOP GROUP (MN)	3	37.39	0.00
3361202	FREEDOM FROM ADDICTION GROUP	1	50.00	0.00
3361209	MINNEAPOLIS LESBIAN & GAY	0	0.00	80.00
3361210	THAT'S IT NA GROUP (MN)	0	0.00	10.00
3361211	KASSON AWARENESS (MN)	1	2.00	0.00
3361212	AIN'T DEAD YET GROUP (MN)	1	10.00	0.00
3361213	TUESDAY AM WOMEN'S GROUP	1	20.00	0.00
	INDIVIDUAL MEMBERS	1	3.00	4.00
3361601	MINNESOTA RSC	2	4,873.62	0.00
	<b>Region Total:</b>	<b>13</b>	<b>\$5,925.86</b>	<b>\$94.00</b>
<b>Mississippi Region</b>				
3921401	MISSISSIPPI DELTA AREA (MDANA)	1	100.00	611.00
3921201	JUST FOR TODAY GROUP	1	218.00	0.00
3921203	MAINLINE RECOVERY GROUP	1	10.00	90.00
3921211	STARLITE RECOVERY GROUP	0	0.00	40.00
3921601	MISSISSIPPI REGION	1	1,000.00	500.00
	<b>Region Total:</b>	<b>4</b>	<b>\$1,328.00</b>	<b>\$1,241.00</b>
<b>Montana Region</b>				
3371601	MONTANA RSC	2	990.17	1,353.00
	<b>Region Total:</b>	<b>2</b>	<b>\$990.17</b>	<b>\$1,353.00</b>
<b>Mountain Valley Region</b>				
3381401	GREEN MOUNTAIN AREA (VT)	1	2,500.00	0.00
3381404	BERKSHIRE COUNTY AREA (MA)	2	741.26	506.36
3381601	MOUNTAIN VALLEY RSC	1	2,381.90	5,000.00
	<b>Region Total:</b>	<b>4</b>	<b>\$5,623.16</b>	<b>\$5,506.36</b>
<b>Mountaineer Region</b>				
3391401	SOUTHERN COAL FIELDS UNLIMITED	0	0.00	150.00
3391601	MOUNTAINEER RSC	0	0.00	1,050.00
	<b>Region Total:</b>	<b>0</b>	<b>\$0.00</b>	<b>\$1,200.00</b>
<b>Northeast Atlantic Region</b>				
3401403	ANNAPOLIS VALLEY AREA	1	24.75	0.00
3401405	NEW BRUNSWICK AREA	0	0.00	165.90
3401201	FOUNDATION GROUP	1	131.25	0.00
3401205	SOS GROUP	1	15.00	0.00
	INDIVIDUAL MEMBERS	1	24.00	0.00
	<b>Region Total:</b>	<b>4</b>	<b>\$195.00</b>	<b>\$165.90</b>



		Jul 2004/Jun 2005 Donations		FY 03/04
		Number	Amount	Donations
<b>Nebraska Region</b>				
3411402	CENTRAL NEBRASKA AREA	2	168.54	0.00
3411404	ELKHORN VALLEY AREA	7	193.99	104.77
3411203	SURVIVORS GROUP	1	569.00	0.00
3411205	NEW DAY GROUP	1	57.26	163.00
3411208	HAPPY HAVELOCK GROUP	3	170.50	189.50
3411214	THURSDAY HOW & WHY	2	102.70	0.00
3411215	TUESDAY NIGHT LET IT OUT	1	15.00	0.00
	INDIVIDUAL MEMBERS	1	20.00	0.00
3411601	NEBRASKA RSC	2	1,474.74	0.00
	<b>Region Total:</b>	<b>20</b>	<b>\$2,771.73</b>	<b>\$457.27</b>
<b>New England Region</b>				
3421401	MARTHA'S VINEYARD AREA	0	0.00	100.00
3421202	WATERTOWN MEN'S GROUP	1	89.00	90.00
3421212	BRIDGE OVER TROUBLED WATERS	0	0.00	10.00
3421213	MONDAY NIGHT AT MARY'S GROUP	0	0.00	21.75
3421214	TRUTH IS IN THE BOOK	1	30.00	0.00
3421215	MGA STEP GROUP	1	10.00	0.00
	INDIVIDUAL MEMBERS	1	64.55	0.00
3421601	NEW ENGLAND RSC	7	15,398.76	15,073.29
	<b>Region Total:</b>	<b>11</b>	<b>\$15,592.31</b>	<b>\$15,295.04</b>
<b>New Jersey Region</b>				
3431401	BURLINGTON COUNTY AREA	6	992.27	977.80
3433001	OCEAN AREA CONVENTION	1	2,133.36	0.00
3431201	BURNING DESIRES GROUP	6	268.31	144.75
3431202	WHAT'S IN A NAME GROUP	1	34.30	0.00
3431203	NEW LEAF GROUP	1	50.00	0.00
3431205	FRANCIS HOUSE GROUP	0	0.00	20.58
3431206	STEP UP GROUP	1	125.00	0.00
3431207	NEW BEGINNING GROUP	1	50.00	0.00
	INDIVIDUAL MEMBERS	2	150.00	0.00
3431601	NEW JERSEY RSC	3	25,316.22	27,200.00
	<b>Region Total:</b>	<b>22</b>	<b>\$29,119.46</b>	<b>\$28,343.13</b>
<b>North Carolina Region</b>				
30P1601	NORTH CAROLINA RSC	1	2,954.18	0.00
	<b>Region Total:</b>	<b>1</b>	<b>\$2,954.18</b>	<b>\$0.00</b>
<b>Northeast Region (NERF)</b>				
	<b>Region Total:</b>	<b>0</b>	<b>\$0.00</b>	<b>\$0.00</b>
<b>Northern California Region</b>				
3441401	SAN FRANCISCO AREA	10	1,414.36	1,400.00
3441402	GREATER SAN JOSE AREA	5	3,137.44	3,454.02
3441403	CONTRA COSTA AREA	9	2,441.13	1,768.68
3441405	EAST BAY NORTH AREA	7	300.00	60.00
3441410	HUMBOLDT - DEL NORTE AREA	0	0.00	100.00
3441201	RECOVERY ROCKS GROUP	1	50.00	0.00
3441202	OPEN ARMS GROUP	0	0.00	33.00
3441203	FREE AT LAST GROUP	3	102.50	0.00
3441204	LOS GATOS HOME GROUP	0	0.00	50.00
3441205	ECHOING IN RECOVERY	1	50.00	0.00
3441208	WEDNESDAY NITE LIVE GROUP	0	0.00	40.00
3441209	TUESDAY NA GROUP	1	50.00	0.00
3441210	THURSDAY NIGHT POLK & GEARY	1	5.00	0.00



		Jul 2004/Jun 2005 Donations		FY 03/04
		Number	Amount	Donations
<b>Northern California Region, continued</b>				
3441211	RECOVERY IN PROGRESS	1	51.26	0.00
3441219	STEP STUDY GROUP	4	82.43	70.00
3441224	ILLNESS & INJURY IN RECOVERY	0	0.00	35.00
3441227	ORLAND MUSTARD SEED GROUP	0	0.00	177.59
3441228	ALCOHOL IS A DRUG GROUP	2	57.50	91.86
3441229	COURAGE TO CHANGE GROUP	1	100.00	0.00
3441239	JOE'S PLACE GROUP	11	65.00	50.00
3441243	RECOVERY IN THE REDWOODS	0	0.00	150.00
3441244	TUESDAY STEP STUDY	0	0.00	62.00
3441245	YOUNG PEOPLES GROUP	2	17.50	129.50
3441246	CREST GROUP	5	249.50	226.96
3441247	JUST FOR TODAY GROUP	0	0.00	10.00
3441248	OLD TIME NA GROUP	0	0.00	5.00
3441249	DARIES CAMPUS	0	0.00	10.00
3441250	RECOVERY ROCKS GROUP	4	85.00	10.00
3441251	POINT OF FREEDOM GROUP	1	100.00	328.00
3441252	WILLOW GLEN GROUP	10	945.96	0.00
	INDIVIDUAL MEMBERS	5	330.00	73.50
3441601	NORTHERN CALIFORNIA RSC	12	136,455.67	66,580.42
	<b>Region Total:</b>	<b>96</b>	<b>\$146,090.25</b>	<b>\$74,915.53</b>
<b>Northern New England Region</b>				
3381201	LEARNING TO LIVE GROUP	1	145.00	106.25
3451203	EMANON NA GROUP	0	0.00	57.25
3451207	VISION OF HOPE GROUP	11	259.87	168.40
3451212	SATURDAY MORNING MEETING	0	0.00	30.30
	INDIVIDUAL MEMBERS	2	7.00	5.00
3451601	NORTHERN NEW ENGLAND RSC	4	6,277.74	2,687.03
	<b>Region Total:</b>	<b>18</b>	<b>\$6,689.61</b>	<b>\$3,054.23</b>
<b>Northern New Jersey Region</b>				
3431403	FREEDOM THROUGH UNITY AREA	5	438.41	594.72
3461402	BERGEN AREA	0	0.00	1,570.26
3461404	GREATER PATERSON AREA	0	0.00	2,000.00
3461405	HUDSON COUNTY AREA	7	130.00	425.00
3461203	ROCKAWAY RECOVERY	1	28.00	88.13
3461204	CLEAN SLATE GROUP	0	0.00	30.00
	INDIVIDUAL MEMBERS	1	13.00	44.15
3461601	NORTHERN NEW JERSEY RSC	5	2,900.00	12,500.00
	<b>Region Total:</b>	<b>19</b>	<b>\$3,509.41</b>	<b>\$17,252.26</b>
<b>Northern New York Region</b>				
3471401	ROCHESTER AREA	1	30.00	0.00
3471403	HEART OF NEW YORK AREA	1	975.00	0.00
3471405	BUFFALO AREA	0	0.00	2,000.00
3471201	FEELINGS GROUP	1	52.00	0.00
3471204	STAY ALIVE GROUP	1	19.19	0.00
3471220	FRANKLINVILLE DISCUSSION GROUP	0	0.00	300.00
3471221	RECOVERY ON THE HILL	1	75.00	0.00
	INDIVIDUAL MEMBERS	1	50.00	0.00
3471601	NORTHERN NEW YORK RSC	2	284.08	112.86
	<b>Region Total:</b>	<b>8</b>	<b>\$1,485.27</b>	<b>\$2,412.86</b>



		Jul 2004/Jun 2005 Donations		FY 03/04
		Number	Amount	Donations
<b>Norway Region</b>				
3971601	NORWAY REGION	1	4,715.50	4,429.05
<b>Region Total:</b>		<b>1</b>	<b>\$4,715.50</b>	<b>\$4,429.05</b>
<b>Ohio Region</b>				
3481401	GREATER CINCINNATI AREA	4	1,339.52	966.30
3481406	SPRINGFIELD AREA (SASCNA)	1	100.00	0.00
3481201	NEVER ALONE GROUP	1	200.00	0.00
3481218	MONDAY NIGHT MAYSVILLE NA	1	200.00	100.00
3481221	OUR WAY NOT MINE GROUP	1	10.00	0.00
3481222	MIRACLES ON MOXAHALA	1	200.00	200.00
3481227	LATERAL GROUP	1	150.00	0.00
3481229	THERAPUETIC VALUE GROUP	0	0.00	50.00
3481231	FREE TODAY GROUP	3	44.00	29.00
3481232	BLINKING LIGHT GROUP	0	0.00	200.00
3481233	GRATEFUL & ALIVE	0	0.00	44.00
3481234	LANDEN-MASON RECOVERY GROUP	0	0.00	20.00
3481235	NEW HOPE GROUP	0	0.00	100.00
3481236	NEW ALIVE GROUP	1	50.00	0.00
	INDIVIDUAL MEMBERS	2	110.00	0.00
3481601	OHIO RSC (ORSCNA)	4	6,268.76	12,143.56
<b>Region Total:</b>		<b>20</b>	<b>\$8,672.28</b>	<b>\$13,852.86</b>
<b>Oklahoma Region</b>				
3491402	PLAINS AREA OF NA	0	0.00	150.00
3491403	WESTERN AREA	1	100.00	286.99
3491202	SHAWNEE ORIGINAL GROUP	0	0.00	95.00
3491207	PEACE OF MIND GROUP	2	55.00	174.81
3491209	SATURDAY NIGHT LIGHT GROUP	0	0.00	100.00
3491211	DIFFERENT WAY NA GROUP	0	0.00	20.00
3491213	NORTHSIDE STROLL GROUP	0	0.00	30.00
3491214	DUNCAN NA GROUP	1	25.00	40.00
3491217	CLAREMORE NA	4	160.00	120.00
3491218	FOYIL GROUP	2	45.00	15.00
3491219	HEALDTON NA GROUP	0	0.00	5.00
3491220	BRIDGEWAY GROUP	0	0.00	10.00
3491221	THURSDAY NO GRASS	3	78.62	0.00
3491222	MESSAGE OF HOPE GROUP	2	140.28	0.00
3491601	OKLAHOMA RSC	1	8,000.00	6,000.00
<b>Region Total:</b>		<b>16</b>	<b>\$8,603.90</b>	<b>\$7,046.80</b>
<b>Ontario Region</b>				
3501401	NASCNA	1	225.00	0.00
3501402	TORONTO AREA SERVICE COMMITTEE	1	378.70	10.97
3501201	SATURDAY NIGHT LIVE GROUP	1	18.75	0.00
3501207	JUST FOR TODAY GROUP	1	37.50	0.00
3501212	FREEDOM GROUP	1	45.00	112.50
3501214	FAITH IN LIFE GROUP	0	0.00	134.07
3501215	WELCOME HOME GROUP	3	282.14	70.26
3501601	ONTARIO RSC	2	3,000.00	1,500.00
<b>Region Total:</b>		<b>10</b>	<b>\$3,987.09</b>	<b>\$1,827.80</b>



		Jul 2004/Jun 2005 Donations		FY 03/04
		Number	Amount	Donations
<b>Pacific Cascade Region</b>				
3511406	CENTRAL OREGON HIGH DESERT ASC	1	207.00	0.00
3513001	EUGENE AREA ACTIVITIES	0	0.00	202.00
3513004	PACIFIC CASCADE CONVENTION	1	437.50	0.00
3511201	UNITY IN UNION GROUP	1	35.61	0.00
3511209	OUT TO LUNCH BUNCH	0	0.00	100.00
3511213	TOGETHER WE CAN GROUP	1	70.00	60.00
3511214	SERENITY - WELL GROUP	0	0.00	44.37
3511215	FRIDAY'S ALTERNATIVE OF NA	1	60.00	0.00
3511216	HAROLD STREET BLUES	3	97.00	0.00
3511601	PACIFIC CASCADE RSC	4	3,402.64	2,349.80
	<b>Region Total:</b>	<b>12</b>	<b>\$4,309.75</b>	<b>\$2,756.17</b>
<b>Panama Region</b>				
3911601	PANAMA RSC	0	0.00	250.00
	<b>Region Total:</b>	<b>0</b>	<b>\$0.00</b>	<b>\$250.00</b>
<b>Peru Region</b>				
30C1601	PERU REGION	1	94.00	0.00
	<b>Region Total:</b>	<b>1</b>	<b>\$94.00</b>	<b>\$0.00</b>
<b>Phillipines Region</b>				
	<b>Region Total:</b>	<b>0</b>	<b>\$0.00</b>	<b>\$0.00</b>
<b>Portugal Region</b>				
	<b>Region Total:</b>	<b>0</b>	<b>\$0.00</b>	<b>\$0.00</b>
<b>Quebec Region</b>				
3531601	QUEBEC RSC/C.S.R.Q.N.A.	1	750.00	0.00
	<b>Region Total:</b>	<b>1</b>	<b>\$750.00</b>	<b>\$0.00</b>
<b>Region del Coqui (Puerto Rico)</b>				
3841401	NORTE CENTRO AREA (CSNAANC)	2	87.00	171.20
3841402	AREA DE MAYAGUEZ	1	15.00	64.00
3841403	COMITE SERVICIO NA AREA OESTE	2	67.00	0.00
3841404	COMITE DE SERVICIOS METRO	3	494.93	0.00
	INDIVIDUAL MEMBERS	0	0.00	93.00
3841601	REGION DEL COQUI	2	445.65	551.21
	<b>Region Total:</b>	<b>10</b>	<b>\$1,109.58</b>	<b>\$879.41</b>
<b>Region 51 Narcotics Anonymous</b>				
3621401	SOUTHERN NEVADA AREA	1	2,946.40	0.00
3621402	EAST LAS VEGAS AREA	3	4,853.76	1,751.37
3621403	NORTH BY NORTHWEST AREA	10	3,613.77	3,145.32
3621201	LIVING CLEAN GROUP	4	111.83	121.10
3621205	THAT WAS THEN THIS IS NOW	4	42.90	72.02
3621206	IT JUST DOESN'T GET ANY BETTER	0	0.00	41.55
3621207	FRIDAY NIGHT PM RECOVERY	2	174.86	295.46
3621210	MONDAY'S MESSAGE GROUP	2	31.33	0.00
3621212	YOU ARE A STRANGER HERE ONCE	6	476.00	358.85
3621214	THURSDAY'S TOPIC GROUP	4	191.00	31.00
3621215	NEW BEGINNINGS RENEGADE GROUP	1	21.00	49.11
3621216	EAST SIDE STORY GROUP	4	157.95	156.70



		Jul 2004/Jun 2005 Donations		FY 03/04
		Number	Amount	Donations
<b>Region 51 Narcotics Anonymous, continued</b>				
3621217	THERE IS NO SUBSTITUTE GROUP	4	60.00	77.12
3621218	STEPS TO FREEDOM GROUP	0	0.00	19.75
3621228	ULTIMATE HIGH GROUP	12	432.04	251.51
3621230	ADDICTS TOGETHER	0	0.00	348.68
	INDIVIDUAL MEMBERS	1	66.00	0.00
3621601	REGION 51 NARCOTICS ANONYMOUS	1	5,090.61	6,280.11
	<b>Region Total:</b>	<b>59</b>	<b>\$18,269.45</b>	<b>\$12,999.65</b>
<b>Red River Region</b>				
30H1601	RED RIVER RSC	3	600.00	200.00
	<b>Region Total:</b>	<b>3</b>	<b>\$600.00</b>	<b>\$200.00</b>
<b>Region of the Virginians</b>				
3541401	TIDEWATER AREA	1	0.00	0.00
3541402	ROANOKE VALLEY AREA	1	82.50	635.85
3541403	PIEDMONT AREA	2	1,514.63	898.42
3541404	APPALACHIAN AREA	4	416.49	338.28
3541407	NEW DOMINION AREA	2	1,826.49	369.64
3541408	NORVANA AREA	1	1,500.00	2,000.00
3541201	SURVIVORS GROUP	0	0.00	27.00
3541206	NEW VISION GROUP	8	225.00	0.00
3541207	CLEAN & SOBER GROUP	0	0.00	102.60
3541213	SAVE URANUS GROUP	0	0.00	130.00
3541214	LIFE LINE GROUP	2	40.00	30.00
3541215	MFS GROUP	2	100.00	0.00
	INDIVIDUAL MEMBERS	2	550.00	0.00
3541601	REGION OF THE VIRGINIANS RSC	3	9,722.05	18,928.49
	<b>Region Total:</b>	<b>28</b>	<b>\$15,977.16</b>	<b>\$23,460.28</b>
<b>Rio Grande Region</b>				
3551402	GREATER ALBUQUERQUE AREA	3	1,386.99	1,287.16
3553001	RIO GRANDE CONVENTION	1	12,000.00	0.00
3551201	LET IT GO GROUP	1	68.33	0.00
3551208	WE NEVER HAD IT SO GOOD	4	90.37	186.83
3551209	BASIC GROUP NA	3	81.40	39.07
3551210	NEVER ALONE GROUP	0	0.00	20.00
3551211	NEW LIFE GROUP	3	50.00	0.00
	INDIVIDUAL MEMBERS	0	0.00	85.00
	<b>Region Total:</b>	<b>15</b>	<b>\$13,677.09</b>	<b>\$1,618.06</b>
<b>San Diego/Imperial Region</b>				
3561402	NORTH COAST AREA	10	60.00	20.00
3561209	HERE & NOW GROUP	0	0.00	35.00
3561211	STEP STUDY GROUP	0	0.00	15.00
3561212	BASIC TEXT STUDY GROUP	2	101.19	44.86
3561214	LITERATURE EXPRESS GROUP	2	59.81	0.00
3561215	SATURDAY MORNING LIVE	8	138.00	60.00
3561216	SUNDAY STEP STUDY GROUP	0	0.00	60.00
3561217	SOLANA BEACH WEDNESDAY NIGHT	0	0.00	76.41
3561218	SOLANA BEACH FRIDAY NIGHT	0	0.00	20.00
3561219	INSIGHT GROUP	0	0.00	86.50
	INDIVIDUAL MEMBERS	2	148.00	0.00
3561601	SAN DIEGO/IMPERIAL RSC	12	3,481.78	8,324.02
	<b>Region Total:</b>	<b>36</b>	<b>\$3,988.78</b>	<b>\$8,741.79</b>



		Jul 2004/Jun 2005 Donations		FY 03/04
		Number	Amount	Donations
<b>Show Me Region</b>				
3571401	LITTLE EGYPT AREA	1	519.00	0.00
3571402	NORTHLAND AREA OF NA	1	50.81	0.00
3571403	GREATER ST CHARLES AREA	3	1,716.97	2,201.93
3573001	FLIGHT TO FREEDOM CAMPOUT	0	0.00	496.00
3571201	INNER CITY SERENITY GROUP	6	122.52	83.53
3571203	THE MIRACLE GROUP	4	138.00	0.00
3571205	NASHVILLE UNITY GROUP	2	118.22	31.00
3571206	ANOTHER SUNRISE GROUP	5	449.66	246.71
3571211	MEXICO GROUP	1	134.13	172.93
3571214	STEP BY STEP GROUP	3	63.97	146.39
3571226	REALITY ALLEY HOME GROUP	0	0.00	30.00
3571229	NEW ATTITUDES GROUP	4	105.98	0.00
3571230	JUST FOR TODAY GROUP	1	10.00	0.00
3571232	RECOVERY IN ACTION GROUP	2	120.00	0.00
	INDIVIDUAL MEMBERS	0	0.00	2.00
3571601	SHOW ME RSC	2	8,804.43	17,406.92
	<b>Region Total:</b>	<b>35</b>	<b>\$12,353.69</b>	<b>\$20,817.41</b>
<b>Sierra Sage Region</b>				
3581201	DIAMONDS IN THE ROUGH GROUP	1	9.00	0.00
3581202	REACHING FOR RECOVERY GROUP	0	0.00	395.00
3581205	THURSDAY NOONER GROUP	0	0.00	50.00
3581207	SILVER-STAGE GROUP	0	0.00	5.00
3581208	MOUNTAIN MAMAS GROUP	0	0.00	8.80
	INDIVIDUAL MEMBERS	2	24.28	20.00
3581601	SIERRA SAGE RSC	11	1,100.00	1,300.00
	<b>Region Total:</b>	<b>14</b>	<b>\$1,133.28</b>	<b>\$1,778.80</b>
<b>South Dakota Region</b>				
3051403	WEST RIVER AREA (WRANA)	0	0.00	50.00
3051201	THE PROMISE OF FREEDOM	1	77.35	0.00
3051202	NEVER ALONE GROUP	3	110.00	0.00
3051206	ABERDEEN NA GROUP	1	52.86	10.00
	<b>Region Total:</b>	<b>5</b>	<b>\$240.21</b>	<b>\$60.00</b>
<b>South Florida Region</b>				
3591401	SOUTH DADE AREA	1	500.00	500.00
3591404	SOUTH BROWARD AREA	6	2,900.00	700.00
3591405	SUNSET COAST AREA	4	317.91	75.51
3591201	AHORA SI GROUP	2	268.00	0.00
3591205	THE TRUTH WILL SET YOU FREE	6	180.00	120.00
3591225	NEW SUNDAY NIGHT REVIEW	1	41.00	179.00
3591228	THE LIE IS DEAD GROUP	2	99.80	20.07
3591229	TODAY WE LIVE GROUP	0	0.00	101.00
3591231	KEY BISCAVNE RECOVERY	1	12.00	70.00
3591234	ELECTRIC LUNCH	0	0.00	60.00
3591235	NEW SUNDAY MORNING	0	0.00	56.00
3591236	LAST CHANCE GROUP	0	0.00	500.00
3591237	NEW HOPE GROUP	3	25.00	10.00
3591238	IT WORKS GROUP	4	73.00	35.00





		Jul 2004/Jun 2005 Donations		FY 03/04
		Number	Amount	Donations
<b>South Florida Region, continued</b>				
3591239	GOOD ORDERLY DIRECTIONS	1	21.00	0.00
3591240	WOMEN DO RECOVERY	1	7.50	0.00
3591241	NEVER ALONE GROUP	1	10.00	0.00
3591242	STAIRWAY TO RECOVERY	4	84.00	0.00
	INDIVIDUAL MEMBERS	3	161.25	382.00
3591601	SOUTH FLORIDA RSC	3	7,400.00	16,800.00
	<b>Region Total:</b>	<b>43</b>	<b>\$12,100.46</b>	<b>\$19,608.58</b>
<b>Southern California Region</b>				
3601403	WESTEND AREA	4	2,864.60	4,911.69
3601406	EASTERN INLAND EMPIRE AREA	5	3,100.00	0.00
3601407	SANTA CLARITA AREA	5	721.00	566.24
3601408	EASTERN SIERRA AREA	3	78.60	158.27
3601201	MIDNIGHT MAGIC GROUP	1	140.00	0.00
3601202	TUESDAY NIGHT NA/AA MEETING	1	25.00	0.00
3601203	DOSE OF RECOVERY GROUP	2	17.00	0.00
3601205	TUESDAY WOODLEY GROUP	1	115.00	0.00
3601206	TOPANGA TRANQUIL GROUP	7	244.00	321.00
3601207	SUNDAY SURRENDER GROUP	2	37.00	0.00
3601208	MONDAY GATE 7 MEETING	1	20.00	0.00
3601209	FROM FIRST STEP TO RECOVERY	1	50.00	0.00
3601210	RECOVERY ZONE GROUP	11	234.59	150.12
3601217	COMING HOME GROUP	0	0.00	10.00
3601218	WE CAME TO BELIEVE GROUP	2	87.00	526.00
3601220	COURAGE TO CHANGE GROUP	10	312.30	226.51
3601258	FINALLY FRIDAY GROUP	1	40.00	0.00
3601263	OLIVE VIEW GROUP SYLMAR	0	0.00	15.46
3601264	GLENDALE MEMORIAL MEETING	1	264.00	100.00
3601276	LOUD & CLEAR GROUP	0	0.00	25.00
3601277	TUESDAY NIGHT AUDIO BASIC TEXT	0	0.00	100.00
3601278	STEP INTO YOUR LIFE GROUP	5	147.05	40.00
3601279	WOMEN ON THE NICKEL	0	0.00	10.00
3601280	GIFT OF LIFE GROUP	0	0.00	27.53
3601281	OPEN ARMS GROUP	0	0.00	18.98
3601282	MACLAY HOUSE GROUP	1	20.72	0.00
3601283	GATE 7 MEETING OF SAN GABRIEL	1	337.00	0.00
3601284	MONDAY NIGHT CANDLELIGHT	4	93.85	0.00
3601285	GET IT TOGETHER, WE CARE GROUP	3	56.23	0.00
3601286	WOMEN'S SUNDAY MEETING	1	32.00	0.00
3601287	GIVING IT BACK GROUP	2	60.95	0.00
3601288	NOT GUILTY GROUP	1	11.13	0.00
	INDIVIDUAL MEMBERS	10	407.96	731.40
3601601	SOUTHERN CALIFORNIA RSC	4	34,407.95	36,780.50
	<b>Region Total:</b>	<b>90</b>	<b>\$43,924.93</b>	<b>\$44,718.70</b>
<b>Southern Idaho Region</b>				
3611402	TREASURE VALLEY AREA	3	828.72	1,423.03
3611404	MAGIC VALLEY AREA	0	0.00	60.08
3613002	S IDAHO REGIONAL CONVENTION	0	0.00	1,034.16
3613003	MEN'S RETREAT (MAGIC VALLEY)	3	254.76	0.00
3611201	SUNDAY HOME GROUP	1	30.00	0.00
3611202	NEW ATTITUDES GROUP	6	425.00	0.00



		Jul 2004/Jun 2005 Donations		FY 03/04
		Number	Amount	Donations
<b>Southern Idaho Region, continued</b>				
3611204	STYX GROUP	2	101.25	254.50
3611211	IT WORKS HOW & WHY GROUP	11	278.12	97.75
3611212	HIGHLIFERS GROUP	1	150.00	0.00
	INDIVIDUAL MEMBERS	3	25.00	0.00
3611601	SOUTHERN IDAHO RSC	4	1,861.40	4,176.77
	<b>Region Total:</b>	<b>34</b>	<b>\$3,954.25</b>	<b>\$7,046.29</b>
<b>Spain Region</b>				
3631601	SPAIN RSC	0	0.00	1,065.72
	<b>Region Total:</b>	<b>0</b>	<b>\$0.00</b>	<b>\$1,065.72</b>
<b>Sweden Region</b>				
3641403	WESTERN AREA	0	0.00	2,000.00
3641201	NEW WAY OF LIFE GROUP	1	134.50	131.68
3641203	RADDA RAMBO	0	0.00	100.00
3641204	JUST FOR TODAY GROUP	1	730.00	0.00
3641601	SWEDEN RSC	4	10,403.59	2,632.23
	<b>Region Total:</b>	<b>6</b>	<b>\$11,268.09</b>	<b>\$4,863.91</b>
<b>Tejas Bluebonnet Region</b>				
3651402	HOUSTON AREA	3	567.06	0.00
3651403	ESPERANZA AREA	0	0.00	3,576.39
3651404	HILL COUNTRY AREA	0	0.00	227.87
3651405	CENTRAL TEXAS AREA	2	250.66	283.46
3651406	COASTAL BEND AREA	1	17.03	0.00
3653002	TEXAS STATE CONVENTION OF NA	1	800.00	0.00
3651206	KEEP IT CLEAN GROUP	3	80.00	60.00
3651214	1960 GROUP OF NA	6	191.15	263.00
3651219	SERIOUS UNDERTAKINGS	2	40.00	30.17
3651220	LOST & FOUND GROUP	0	0.00	382.00
3651221	THE RIGHT STUFF GROUP	1	50.00	100.00
3651601	TEJAS BLUEBONNET RSC	4	4,784.34	2,658.98
	<b>Region Total:</b>	<b>23</b>	<b>\$6,780.24</b>	<b>\$7,581.87</b>
<b>Tri State Region</b>				
3661401	PITTSBURGH AREA	1	11.12	230.74
3661402	CENTRAL WESTERN PA AREA (CWPA)	0	0.00	513.18
3661405	NORTH EAST AREA (PA)	0	0.00	30.00
3661408	INTERSTATE CROSSROADS AREA	5	988.69	1,187.00
3661409	GREATER ERIE AREA	0	0.00	103.28
3661410	CUMBERLAND VALLEY AREA (CVANA)	2	621.00	0.00
3661411	LAUREL MT HIGHLANDS AREA	1	280.19	0.00
3661201	BEECHWOOD GROUP (PA)	0	0.00	11.20
3661202	LIVING THE PROGRAM GROUP (OH)	1	100.00	0.00
3661204	WOMEN'S RECOVERY GROUP (PA)	1	15.00	0.00
3661207	SATURDAY MORNING CARTOON ALT	8	164.00	61.86
3661209	McMURRAY FRIDAY NIGHT GROUP	2	69.30	125.00
3661217	BACK TO BASICS GROUP (PA)	4	62.00	94.00
3661223	RECOVERY BY THE RIVER GROUP	0	0.00	30.00
3661225	DORMONT GROUP	5	625.00	350.00
3661230	JUST FOR TODAY GROUP (PA)	3	66.00	131.18
3661234	CHOICE IN CANONSBURG GROUP	5	237.00	425.00
3661237	MONDAY NEW LIFE GROUP (PA)	1	100.00	250.00
3661238	WASHINGTON II GROUP	2	20.00	45.00
3661241	IT WORKS HOW & WHY GROUP (OH)	1	30.00	21.00



		Jul 2004/ Jun 2005 Donations		FY 03/04
		Number	Amount	Donations
<b>Tri State Region, continued</b>				
3661243	WEEKDAY WAKEUP GROUP	1	14.41	50.00
3661244	ADDISION TERRACE GROUP	0	0.00	121.00
3661247	IT WORKS HOW & WHY GROUP (PA)	0	0.00	19.00
3661249	REBEL GROUP (PA)	0	0.00	65.69
3661250	GRATITUDE 2003 GROUP (PA)	0	0.00	114.00
3661251	MIRACLES HAPPEN GROUP (PA)	0	0.00	20.00
3661252	TOGETHER WE CAN GROUP (PA)	0	0.00	5.00
3661253	MONDAY NIGHT MIRACLES (PA)	1	35.00	0.00
3661254	RAY OF HOPE GROUP	4	25.00	0.00
	INDIVIDUAL MEMBERS	5	245.00	0.00
3661601	TRI - STATE RSC	3	26,251.19	22,690.96
	<b>Region Total:</b>	<b>56</b>	<b>\$29,959.90</b>	<b>\$26,694.09</b>
<b>Turkey</b>				
	<b>Region Total:</b>	<b>0</b>	<b>\$0.00</b>	<b>\$0.00</b>
<b>United Kingdom Region</b>				
3941401	EAST COAST OF SCOTLAND AREA	0	0.00	417.18
3941402	NORTH EAST ENGLAND AREA	3	1,030.00	60.02
3941601	UNITED KINGDOM REGION	2	6,999.75	5,465.70
	<b>Region Total:</b>	<b>5</b>	<b>\$8,029.75</b>	<b>\$5,942.90</b>
<b>Upper Midwest Region</b>				
3671401	WINNIPEG AREA	2	150.00	366.06
3671204	SERENITY SEEKERS	1	10.00	0.00
3671208	FREEDOM GROUP	4	57.00	25.00
3671209	LIVING IN RECOVERY GROUP	0	0.00	23.72
3671210	WESTMAN NA GROUP	2	37.50	0.00
3671211	JIMMY K NA	1	10.00	0.00
3671601	UPPER MID-WEST RSC	0	0.00	750.00
	<b>Region Total:</b>	<b>10</b>	<b>\$264.50</b>	<b>\$1,164.78</b>
<b>Upper Rocky Mountain Region</b>				
3681401	WYO - BRASKA AREA	9	609.02	113.00
3681201	LIVING PROOF GROUP	5	327.04	196.23
3681202	CLEAN & FREE GROUP	1	36.13	0.00
3681204	SERENITY MAINLINERS	1	10.00	10.00
3681205	FIFTH STREET GROUP OF NA	2	20.00	0.00
3681208	HOPE NOT DOPE GROUP	1	0.00	0.00
3681209	5th STREET GROUP	7	80.00	40.00
3681210	LIVING CLEAN GROUP	3	26.21	14.25
3681211	SURRENDER TO WIN GROUP	0	0.00	700.00
3681212	LIVE FROM LARAMIE GROUP	4	72.00	0.00
3681601	UPPER ROCKY MOUNTAIN RSC	2	1,875.62	462.50
	<b>Region Total:</b>	<b>35</b>	<b>\$3,056.02</b>	<b>\$1,535.98</b>
<b>Uruguay Region</b>				
	INDIVIDUAL MEMBERS	1	35.00	0.00
3741601	URUGUAY REGION	0	0.00	300.00
	<b>Region Total:</b>	<b>1</b>	<b>\$35.00</b>	<b>\$300.00</b>
<b>Utah Region</b>				
3691401	NORTHERN UTAH AREA	13	1,160.55	735.91
3691402	CENTRAL UTAH AREA	0	0.00	199.28
3691403	SOUTHERN UTAH AREA	0	0.00	8.75
3691201	PRICE NA GROUP	3	55.00	0.00



		Jul 2004/Jun 2005 Donations		FY 03/04
		Number	Amount	Donations
<b>Utah Region, continued</b>				
3691206	HOOKED ON LIFE GROUP	0	0.00	7.04
3691209	FRIDAY NIGHT SAINT GEORGE	1	0.00	22.89
3691210	POSSI - TALK GROUP	0	0.00	19.87
3691211	DOGS OF RECOVERY GROUP	1	12.00	83.00
3691212	STEPS IN THE STIX GROUP	1	21.00	0.00
3691601	UTAH RSC	4	1,163.25	3,079.66
	<b>Region Total:</b>	<b>23</b>	<b>\$2,411.80</b>	<b>\$4,156.40</b>
<b>Virgin Islands</b>				
3751201	ST THOMAS GROUP	1	100.00	0.00
3751202	ONE LOVE RECOVERY GROUP	0	0.00	100.00
	<b>Region Total:</b>	<b>1</b>	<b>\$100.00</b>	<b>\$100.00</b>
<b>Venezuela Region</b>				
30S1601	VENEZUELA REGION	1	30.00	0.00
	<b>Region Total:</b>	<b>1</b>	<b>\$30.00</b>	<b>\$0.00</b>
<b>Volunteer Region</b>				
3701401	WEST TENNESSEE AREA	1	200.00	0.00
3701201	THE FOUNDATION GROUP	1	12.00	0.00
3701202	NOTHING TO FEAR GROUP	4	285.00	0.00
3701220	RECOVERY BOUND GROUP	11	55.00	0.00
3701221	NA MOTHER GROUP	4	100.00	225.00
3701223	MIRACLES ON MONDAY GROUP	8	199.00	263.00
3701224	THE LUNCH BUNCH GROUP	7	321.25	0.00
3701229	SURVIVORS GROUP	3	74.00	102.00
3701232	NICKEL & DIME TIME	1	100.00	100.00
3701234	BREAKING THE CHAINS GROUP	5	40.00	0.00
	INDIVIDUAL MEMBERS	10	2,780.00	2,640.39
3701601	VOLUNTEER RSC	2	22,000.00	13,000.00
	<b>Region Total:</b>	<b>57</b>	<b>\$26,166.25</b>	<b>\$16,330.39</b>
<b>Washington - Northern Idaho</b>				
3711401	SEATTLE AREA	0	0.00	807.84
3711403	THE LEWIS COUNTY AREA	5	278.87	333.65
3711404	TRI - CITIES AREA	1	66.10	100.00
3711410	NORTHWEST WASHINGTON AREA	3	1,149.00	227.31
3711411	WEST PUGET SOUND AREA	4	100.18	0.00
3711412	SOUTH KING COUNTY	5	104.09	0.00
3713001	COURAGE TO CHANGE RETREAT	1	72.10	0.00
3713002	RECOVERY QUEST RETREAT	1	200.00	200.00
3713004	SEATTLE SUMMER MENS RETREAT	0	0.00	171.81
3713005	NA WOMEN'S RETREAT	0	0.00	200.00
3711201	OUTSIDERS GROUP	1	100.00	0.00
3711202	BASIC NA GROUP	5	300.00	200.00
3711203	DECISIONS GROUP	1	19.98	0.00
3711207	FRIDAY NIGHT ALIVE GROUP	10	300.00	180.00
3711208	BORDERLINE GROUP	9	626.00	467.00
3711215	SUNDAY STARTERS GROUP	4	90.00	181.39
3711222	LOVIN' SPOONFULL NA	11	330.01	454.50
3711223	SOUTHENDERS GROUP	2	175.31	197.66
3711225	LIFEBOAT GROUP	0	0.00	27.00
3711226	KIND OF THURSDAY NIGHT GROUP	2	200.00	215.00
3711229	TOWER OF POWER GROUP	1	12.00	56.00



		Jul 2004/Jun 2005 Donations		FY 03/04
		Number	Amount	Donations
<b>Washington - Northern Idaho, continued</b>				
3711231	ONE STEP BEYOND GROUP	4	50.00	130.00
3711232	BREAKFAST OF CHAMPIONS	2	115.36	91.60
3711233	ASK IT BASKET GROUP	5	100.00	100.00
3711234	RECOVERY ROX	1	15.00	195.00
3711235	BALLARD NA- SEATTLE	4	38.58	113.69
3711236	NEVER ALONE GROUP	3	150.00	0.00
	INDIVIDUAL MEMBERS	2	2,010.00	205.00
3711601	WASHINGTON-NORTHERN IDAHO RSC	4	16,451.96	16,434.44
	<b>Region Total:</b>	<b>91</b>	<b>\$23,054.54</b>	<b>\$21,288.89</b>
<b>Western New York Region</b>				
3811402	ALLE - CATT AREA	0	0.00	187.60
3811601	WESTERN NEW YORK RSC	1	2,000.00	0.00
	<b>Region Total:</b>	<b>1</b>	<b>\$2,000.00</b>	<b>\$187.60</b>
<b>West Russia Region</b>				
30Q1601	WEST RUSSIA REGION	1	100.00	0.00
	<b>Region Total:</b>	<b>1</b>	<b>\$100.00</b>	<b>\$0.00</b>
<b>Wisconsin Region</b>				
3721402	NORTHEAST WISCONSIN AREA	1	94.78	333.60
3721403	KETTLE MORAINES AREA	1	34.72	0.00
3721405	INLAND LAKES UNITY AREA	0	0.00	745.99
3721201	STRAIGHT AHEAD GROUP	4	124.00	92.00
3721209	CARING & SHARING GROUP	1	10.00	0.00
	INDIVIDUAL MEMBERS	1	3.00	0.00
3721601	WISCONSIN RSC	3	392.43	1,229.68
	<b>Region Total:</b>	<b>11</b>	<b>\$658.93</b>	<b>\$2,401.27</b>
<b>Other Forums, Areas, Groups</b>				
3991402	FRENCH SPEAKING - SWITZERLAND	1	200.29	190.08
3991407	BERMUDA ISLANDS AREA	0	0.00	1,000.00
3991408	NETHERLANDS AREA	2	1,391.96	501.45
3991410	EGYPT AREA	1	170.00	0.00
3993001	PACIFIC NORTHWEST CONVENTION	2	5,373.47	0.00
3993003	CIRCLE OF SISTERS	0	0.00	11,254.73
3993005	WORLDWIDE WORKSHOPS	2	780.81	0.00
3997001	SOUTHERN ZONAL FORUM	3	1,143.86	1,087.62
3997002	EUROPEAN DELEGATES/EDM	1	2,242.53	5,338.12
3997003	CANADIAN ASSEMBLY (CANA)	1	1,500.00	-1,977.49
3997006	MID - WEST ZONAL FORUM	3	1,813.64	2,135.80
3997007	ASIA PACIFIC ZONAL FORUM	0	0.00	900.00
3991201	LONER GROUP	1	10.00	0.00
3991203	BAHRAIN GROUPS (BAHRAIN)	1	101.08	0.00
3991204	ALAMAL GROUP (BAHRAIN)	0	0.00	25.00
3991205	ALKHATAWAT (BAHRAIN)	0	0.00	25.00
3991206	SERENITY GROUP NORTH (ARUBA)	1	100.00	0.00
3991212	ALNADHRA ALJADIDA (BAHRAIN)	0	0.00	25.00
3991213	ALMABADE (BAHRAIN)	0	0.00	25.00
3991214	LET GO, LET GOD (WEST INDIES)	0	0.00	20.00
3991219	POKHARA NA (NEPAL)	0	0.00	50.00
3991220	JUST FOR TODAY GROUP (S KOREA)	1	50.00	0.00
	INDIVIDUAL MEMBERS	0	0.00	24.00
3992001	UNITY DAY EVENT	0	0.00	286.21
3992002	WORLD CONVENTION UNITY DAY	0	0.00	26,711.02
	<b>Region Total:</b>	<b>20</b>	<b>\$14,877.64</b>	<b>\$47,621.54</b>
	<b>Grand Total:</b>	<b>1,754</b>	<b>\$802,401.34</b>	<b>\$697,992.53</b>