

It's all about
carrying the
message



The purpose of all of the work that we do together as a fellowship, in local NA communities and through NA World Services, is to reach those who haven't yet heard our message of recovery.

NA World Services, Inc.
Annual Report
1 July 2005 - 30 June 2006

Български
 Bahasa Melayu
 Українській
 বাংলা
 Nederlands
 Türkçe
 Slovenèina
 Manipuri
 English
 中文
 Suomalainent
 Bosanski

NA World Services Vision Statement

All of the efforts of Narcotics Anonymous World Services are inspired by the primary purpose of the groups we serve. Upon this common ground we stand committed.

Our vision is that one day:

- Every addict in the world has the chance to experience our message in his or her own language and culture and find the opportunity for a new way of life;
- NA communities worldwide and NA World Services work together in a spirit of unity and cooperation to carry our message of recovery;
- Narcotics Anonymous has universal recognition and respect as a viable program of recovery.

As our commonly held sense of the highest aspirations that set our course, our vision is our touchstone, our reference point, inspiring all that we do. Honesty, trust, and goodwill are the foundation of these ideals. In all our service efforts, we rely upon the guidance of a loving Higher Power.

Tungumál
 Portugais
 عربي
 日本語
 Anglized
 हिन्दी

עברית
 Lietuviškai
 Latviete
 Sloval

irvatski
 Svenska
 Polski
 فارسی

Frangais
 MAGYAR

Brasileiro
 Norsk
 Русский
 Tagalog
 Deutsch
 Ελληνικά
 Español
 اردو
 Bahasa Indonesia
 Dansk
 ภาษาไทย
 Italiano

Foreword

The theme of this year's Annual Report came from the 2006 World Service Conference theme, "It's All About Carrying the Message." As a worldwide fellowship, we have set our sights high in the NA World Services Vision Statement. The goal of our work together is that no addict need ever die from the horrors of active addiction. Everything that we do to move closer to realizing our vision will result in progress beyond measure toward providing hope and freedom to people like us who didn't know they had a choice.

The worldwide Fellowship of Narcotics Anonymous continues to grow, by leaps and bounds in some places, more slowly in others. NA World Services is beginning to break stride as we continue to learn new ways to understand the needs of local NA communities everywhere and as we support them in their efforts to grow. The evolution of Issue Discussion Topics has been like a fellowshipwide inventory, and with regard to many of the obstacles we face, we seem to be moving into a sixth- and seventh-step process of shedding our immaturity as a fellowship.

The course of this fiscal year for NA World Services and the Fellowship of NA has demonstrated our willingness to look ahead. The work described in this report is the work that we all do together to ensure that NA's ability to provide hope and freedom to still-suffering addicts long after we're gone. It really is all about carrying the message.

Contents

It's All About Carrying the Message	
A Note from Your World Board	1
Your World Services Trusted Servants	3
Going Places...	5
NAWS Projects Help Us Fulfill Our Vision	
Project Updates	7
Worldwide Workshops	7
Basic Text Project	8
Public Relations	10
Issue Discussions	11
Communities Around the World Welcome the Message	
Translations and Fellowship Development	13
NAWS Responds to Members, Groups, and Your Service Communities	
Your Fellowship Services	15
Fellowship Publications	16
NAWS Communications	17
Count of Groups and Meetings by Region/Country	19
NAWS Finds New Ways to Connect to Members	
Your Information Technology Team	23
Our Fellowship Comes Together to Celebrate Recovery	
Your Conventions and Events Management Team	27
Providing the Resources to Carry the Message	
NAWS Offices and Literature Distribution Centers	31
NAWS Staff	34
Financial Reports	
About the Financial Reports	37
Unit Distribution Trends	39
Consolidated Statement of Financial Position (Balance Sheet)	44
Consolidated Statement of Activities (Income Statement)	47
Independent Auditors' Report	50
Donations Report	60

All of the efforts of
Narcotics Anonymous
World Services are inspired
by the primary purpose of
the groups we serve. Upon
this common ground we
stand committed.

It's All About Carrying the Message



From Your World Board

The purpose of all of the work that we do together as a fellowship, in local NA communities and through NA World Services, is to reach those who haven't yet heard our message of recovery. The NAWS vision represents the primary purpose of our groups as it applies to our collective efforts in service to carry the message to addicts seeking recovery all around the world. This *Annual Report* will provide a brief summary of what we have all done together to work toward that goal in the last year, as well as what we see on the horizon for the coming year.



The world convention took place in Hawaii in the first half of the fiscal year and the 2006 World Service Conference took place in the second half. These major events, along with our efforts to prepare for the conference and follow up on the work that began there, have made for a very busy year. In addition to our work on the Basic Text and Public Relations projects, we have participated in zonal forum meetings throughout the US, as well as at the Canadian Assembly, the European Delegates Meeting, the Latin American Zonal Forum, and the Asia Pacific Forum.



Throughout the last conference cycle, the fellowship as a whole took part in ongoing discussions on the topics chosen at WSC 2004: *Atmosphere of Recovery*, *Infrastructure*, and *Our Public Image*. With feedback from the fellowship and ongoing discussion in zonal forums and workshops, the discussions grew and changed. The energy and ideas from these conversations came together at WSC 2006 when participants held the final discussions on those topics. That energy and those ideas became the input for the coming cycle's work plans. They also made it possible for conference participants to choose new Issue Discussion Topics, including *Building Strong Home Groups*, *Who Is Missing from Our Meetings and Why*, and *Our Service System*. These topics arose directly from the previous discussions and represent our cooperative efforts to find solutions at the local, national, and worldwide levels.



This process is relatively new and we are very pleased with the efforts of so many members to help make it work. As we all discuss these issues together, we can continue to identify solutions and practices that work best. Your conversations with each other at local levels and our conversations with you at workshops throughout the cycle impacted the work that we proposed to the conference for the 2006-2008 conference cycle in an unprecedented way. We will continue to work to improve the process of gathering real input and ideas, and are confident that this will continue to help us to mold ongoing discussions and incorporate solutions into our work. We are excited and confident about these opportunities to strengthen our partnerships with regional delegates and their partnerships with each other. With so much going on all around the world, regional delegates provide an immensely valuable resource in our efforts to support the fellowship's trusted servants at all levels.

WSC participants also selected seven World Board members, one new WSC co-facilitator, and two new Human Resource Panel members for the coming conference cycle. A number of board members completed their terms at the conference this year, including Saul A from Panama, Giovanna G from Cartagena, David J from the UK, Bob J from Florida, and Daniel S from

Frankfurt, Germany. On behalf of NAWS and the worldwide fellowship, we express many thanks for these members' generous contributions of commitment, dedication, and a whole lot of work. Their combined experience represents decades of commitment and perspective. They will each be missed, but we trust that their service, past and future, will continue to touch the lives of many people in and out of the program.

We want to thank HRP members Francine B from Montreal and Tali Mc from Hawaii, and co-facilitator Roberto J from Ontario, who also completed their service terms at the conference this year. We would also like to thank the conference participants for all of the energy and enthusiasm they brought to WSC 2006. We appreciate the trust and confidence they placed in our five new and two returning board members.

Most importantly, we want to thank the entire Fellowship of NA for another year of support and cooperation. Your ongoing recovery and service make it all possible. We hope that you find the information in this report useful, and that you will send any questions or comments that you have about what we have accomplished together in the last year, along with your ideas about what we can do together to strengthen our efforts to carry the message.





World Board Members

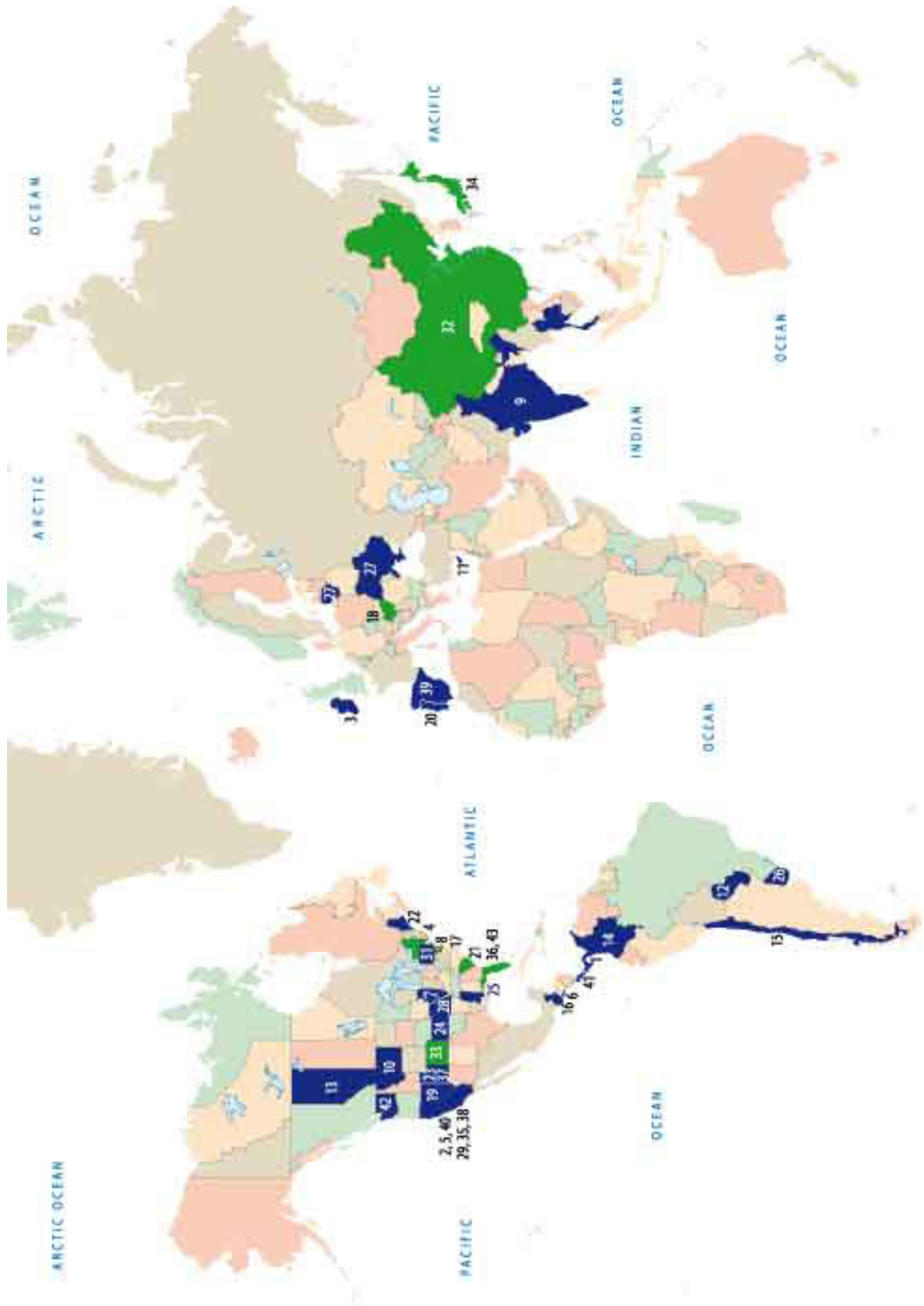
Board Member	Year Elected	Current Term Ends	From
Mary Banner	2004	2010	Allen, Texas, US
Ron Blake	2004	2010	Richmond, Victoria, Australia
Piet de Boer	2004	2010	Goteborg, Sweden
Jim Buerer	2002	2008	North Chicago, Illinois, US
Michael Cox	2004	2010	Marbella, Malaga, Spain
Paul Craig	2006	2012	Quispamsis, New Brunswick, Canada
Mukam Harzenski-Deutsch	2004	2010	Ship Bottom, New Jersey, US
Arne Hassel-Gren	2006	2012	Victoria, British Columbia, Canada
Ron Hofius	2006	2012	Albuquerque, New Mexico, US
Franney Jardine	2006	2012	Olympia, Washington, US
Mark Hersh	2006	2012	Milwaukee, Wisconsin, US
Tom McCall	2006	2012	Anahola, Hawaii, US
Ron Miller	2004	2010	Winter Haven, Florida, US
Tonia Nikolinakou	2006	2012	Athens, Greece
Craig Robertson	2004	2010	Raleigh, North Carolina, US

Human Resource Panel

Mindy A	2004	2008	Sparta, Missouri, US
Mary Kay B	2006	2010	Martinsville, Virginia, US
Sergio R	2004	2008	Chitre, Herrera, Panama
Greg S	2006	2010	Newnan, Georgia, US

WSC Cofacilitator

Jimmy S, Bethesda, Maryland, US





Going Places...

1. LAZF - Panama City, Panama
2. Inland Regional Convention - California, USA
3. ECCNA and EDM - Dublin, Ireland
4. APPA - New York, USA
5. WSZF - California, USA
6. El Salvador Regional Workshop - El Salvador
7. Public Information Conference - Indiana, USA
8. ACA - Maryland, USA
9. India Regional Forum - Darjeeling & Delhi, India
10. Rocky Mountain Zonal Forum - Montana, USA
11. Cyprus PR - Cyprus
12. Paraguay Regional Workshop - Paraguay
13. CANA - Alberta, Canada
14. Employee Assistance Professional Association - Cucuta, Colombia
15. Chile Regional Convention - Litoral Central, Chile
16. Guatemala Regional Convention - Guatemala
17. White House Youth Conference - Washington DC, USA
18. ICAA - Budapest, Hungary
19. Western Service Learning Days - Nevada, USA
20. Worldwide Workshop - Lisbon, Portugal
21. SECAD - Georgia, USA
22. MRLE IX - Maine, USA
23. Rocky Mountain Zonal Forum - Utah, USA
24. Plains States Zonal Forum - Kansas, USA
25. Northeast Zonal Forum - Arkansas, USA
26. Bolivia FD Workshops - Uruguay
27. Eastern European Workshops - Ukraine & Lithuania
28. Midwest Zonal Forum - Missouri, USA
29. So Cal Regional Assembly Workshop - California, USA
30. APF - Bangkok, Thailand
31. Mid-Atlantic Regional Learning Conference XXII - Pennsylvania, USA
32. Professional Presentation At Day Top Treatment Center - Kunming, China
33. National Council of Juvenile & Family Court Judges - Colorado, USA
34. Japan-Korea Joint PI Seminar - Seoul, Korea
35. ASAM - California, USA
36. NAATP - Florida, USA
37. AJA - Utah, USA
38. Spanish-speaking Area of So Cal Convention - California, USA
39. Spain Regional Convention - Malaga, Spain
40. Mid-State Regional Convention - California, USA
41. Costa Rica Workshop - San Jose, Costa Rica
42. NADCP - Washington, USA
43. FRCNA - Florida, USA

NAWS Service Event

NAWS Public Relations Event

Our vision is that one day:

Every addict in the
world has the chance to
experience our message
in his or her own language
and culture and find
the opportunity for a
new way of life...

NAWS Projects Help Us Fulfill Our Vision

Project Updates

Worldwide Workshops

The final Worldwide Workshop of the 2004-2006 conference cycle took place in Lisbon, Portugal, in November 2005. Worldwide Workshops are adapted to fit the local community, and in Lisbon that meant beginning Saturday morning and ending Sunday night, instead of starting Friday evening and ending Sunday afternoon. Participants were updated on NAWS activities, including projects that were entering their final stages for the conference cycle. The members were introduced to the small-group process as they participated in a town hall meeting. They discussed some of the issues of local importance, including a lack of clean time and sponsorship in service. They discussed possible solutions to these problems, including the idea of working hard to make sure that service is an encouraging, inviting atmosphere for everyone. Other sessions focused on the Issue Discussion Topics, and members discussed the variety of challenges they faced and a number of possible solutions, including those that were already working in some communities. Members also discussed the issue of leadership in NA and ways that we can all try to cultivate good leadership qualities in NA service. Finally, the members who participated in this workshop talked about what they learned over the weekend and expressed their intentions to take the solutions back to their home groups.

We also hosted two Eastern European workshops in the Ukraine and Lithuania. NAWS funded travel to these workshops for an unprecedented number of participants from countries ranging from Slovenia, Slovakia, and Croatia to the easternmost parts of Siberia. The workshops were held in English and Russian, the two most commonly understood languages among delegates with a vast range of mother tongues. The languages spoken by participants in these workshops included Ukrainian, Slovenian, Slovakian,





Moldavian, Polish, Latvian, Lithuanian, Estonian, Serbian, and Croatian. Participants discussed a wide variety of issues that affect these local communities. One of the topics of importance to these communities, of course, was translations. We are very pleased to announce that, by the time this *Annual Report* reaches publication, a Russian Basic Text, recently revised for terminology, should be available. We were happy to play a small part in this process, but little would have happened if not for the extraordinary fellowship development efforts that the Western Russian Region and other communities in attendance undertook on their own. Many thanks and congratulations to you all! And thanks also to the many delegates from the European Delegates Meeting who stayed to help support the workshop in Lithuania.

Representatives from NAWS traveled to Bangkok in February to participate in a translations workshop and at the Asia Pacific Forum (APF), where they facilitated two workshops. They also attended Malaysia's first convention, which was held in Kuala Lumpur. The APF provided us with the much-needed chance to address a variety of issues with representatives from many communities, including translations issues. Several NA communities in that part of the world, such as Pakistan, Nepal, Indonesia, and the Philippines, have translations in progress and complex issues to resolve. Several of these communities had requested our assistance in the form of a workshop, and the translations workshop, in conjunction with the APF, made it possible to assist them in their efforts to make the NA message more readily available in their communities. The translations workshops will be discussed further in the Translations and Fel-

lowship Development section.

NAWS staff wrapped up these two rather ambitious trips with a stop in Iran on the way home. Throughout the year, the NA community in Iran continued to experience unbelievable growth in numbers and recovery strength. We are doing everything we can to support our new branch as well as the regions, areas, and members in Iran. Much of the entire fellowship has become entranced with the size, growth, and enthusiasm of Iran. They are truly an example of what happens when unity becomes foremost, services are organized and well thought-out, public relations efforts constantly remain a priority, and carrying the message is always foremost in their minds. We can all learn something from what they have done and continue to do.

Basic Text Project

While this *Annual Report* covers the period July 2005 through June 2006, we will take a bit of a broader view for the Basic Text project. This project spans several fiscal years and two conference cycles, beginning in 2004 when the World Service Conference passed a motion to revise the Basic Text. That motion was to replace some or all of the personal stories and add an introduction to this part of the book, and to add a new preface to the book as a whole.

The initial stage of the project involved plotting the process that would follow. Then, in February 2005, we began to solicit new personal stories from the fellowship. The solicitation effort, which extended through the first part of this year, was devoted to collecting submissions and beginning an evaluation process. December 2005 marked a formal end to the collection period, but we continued to



accept submissions for some time afterward. Altogether there were more than 700 submissions from thirty-four countries:

Argentina	Australia	Belgium
Brazil	Canada	Colombia
France	Germany	Greece
India	Ireland	Israel
Italy	Mexico	Nepal
Netherlands	New Zealand	Nicaragua
Norway	Portugal	Puerto Rico
Russia	Saudi Arabia	Singapore
South Africa	Spain	Sweden
Switzerland	Trinidad	Turkey
UK	United States	Venezuela
	West Indies	

The workgroup read and evaluated all of these pieces as well as the personal stories already published in the English, French, and Dutch Basic Text and the Swedish and Anglicized White Booklet. The 2006 World Service Conference approved the project plan for the 2006-2008 conference cycle. As the fiscal year drew to a close, the work of putting the text together was well underway.

September 2006 was a milestone in the project. On the first of the month, a draft of the text was mailed out for review to all members who requested one, as well as to all regions, areas, and conference participants. The draft will be out for review for six months, and then it will be revised again to incorporate fellowship input. The draft that results will be released in September 2007 for the approval phase. The review draft includes a new preface, a new introduction to the personal stories sec-

tion, tentatively called "Our Members Share," and a revised set of personal stories/members' sharing.

One of the primary impetuses for the revision was to collect a set of shared experience that better represents the diversity of today's worldwide Fellowship of NA. The fifty-one longer pieces and several collections of shorter reflections go a long way toward meeting that goal. We do still hope to add some pieces to fill out some of the thinner spots in the collection, such as gaps in some of the geographic diversity. Still, the wide span of ages, nationalities, and cultures represented by pieces in the review and input draft demonstrates the broad range of the text and of our worldwide fellowship.

In the first two months of release, thousands of copies have been mailed out and downloaded. Many local communities are holding review workshops, and input is coming in from individuals and groups and committees. We look forward to the work in front of us in the fiscal year ahead. Incorporating the input from the fellowship and working to collect some additional material promise to make an even better text for fellowship consideration. Our Basic Text tells us, "Our faith, strength, and hope come from people sharing their recovery," and when we share our recovery in print, it reaches so many members and has the capacity to help so many addicts.



**Check the status of the
Basic Text Project at:**

<http://www.na.org/conference/bt/index.htm>




Public Relations

Conference Project

The *Public Relations Handbook* workgroup, composed of members with relevant and varied service experience, completed its charge with the creation of the *Public Relations Handbook*. The handbook was then approved unanimously by participants at WSC 2006. World Board member Ron M worked with seven US members and four international members on this project. Work will begin on the identified resource materials for the handbook during the upcoming conference cycle, 2006-2008. The WSC 2006 participants made a decision to give the World Board the authority to develop and approve these resource materials as addenda to the *PR Handbook*. This will allow the board to make these useful service materials available to trusted servants and other interested members of the fellowship in a timely manner.

The conference also approved the Public Relations Statement of Purpose for use by members and for their interactions with professionals and the public. This resource will be included in *A Guide to World Services* and *A Guide to Local Services*.



NAWS Efforts

NAWS continued to interact with professionals at various events and conferences worldwide to inform these professionals about NA and to maintain and cultivate professional relationships. We offer to provide professionals with knowledge of recovery literature resources; to listen to their concerns about issues, particularly what members say about medications; to dispel any misconceptions they may have about NA; and also to show them how to access the NA website for meeting information.

NAWS participated in conferences with drug court, correctional, and treatment professionals at the National Drug Court Professionals Conference, the American Jail and American Correctional conferences, and the National Association of Addiction Treatment Professionals Conference. We were invited to formally present in a workshop setting (information about the NA program) at the medical professionals' conference, American Society of Addiction Medicine.

The majority of these events were in the US; however, we did participate and formally present information at the International Conference of Addiction in Budapest, Hungary, and in a cooperative project with South Korea and Japan in Seoul. All these efforts contribute steps toward realizing our vision that Narcotics Anonymous has universal recognition and respect as a viable program of recovery.

In April 2006, during the public relations session at the conference, NAWS informed conference participants that we are willing to partner with regions and zones to further our public relations efforts. NAWS cannot attend all conferences, and we welcome collaboration with regions and zones. NAWS had the



good fortune of working with the Buckeye Region and with the Europeans at the European Conference Against Drugs which was held in Vilnius, Lithuania. At this conference we provided, through a presentation to the delegation composed of many government officials, information about Narcotics Anonymous. As we look toward the future, we seek to embrace another point of our vision: that NA communities worldwide and NA World Services work together in a spirit of unity and cooperation to carry our message of recovery.

Along with our collaborative efforts, NAWS recognized that with so many treatment and healthcare professionals who work with addicts and governmental agencies, we wanted to increase our presence at their conferences and to make them aware of NA as a credible community resource. These efforts help us to fulfill a third bullet point of our vision: that every addict in the world has the chance to experience our message in his or her own language and culture and find the opportunity for a new way of life. As more professionals become aware of our translated literature and the numerous countries where the NA Fellowship is thriving, they can truly appreciate the worldwide peer recovery network that so many of us experience. We are also a resource for them as they travel professionally and teach abroad. We recently assisted physicians traveling to Israel and Russia to find meetings and local contacts.

Issue Discussions

Throughout the fiscal year we had an opportunity to participate in zonal forums and workshops throughout the world. We took advantage of these opportunities to conduct sessions on the 2004-2006 Issue Discussion

Topics; *Atmosphere of Recovery*, *Infrastructure*, and *Our Public Image*. These sessions provided a vehicle for members from local NA communities to consider the issues and provide valuable feedback based on their experience with recovery and service. We used the information we collected from each session to guide our approach at sessions that followed. As a result, our sessions were able to grow and evolve each time we met with members in different places. These discussions consistently reflected an impressive level of depth and focus. Many thanks to all the members who participated so enthusiastically!

At the World Service Conference, we conducted final sessions on the cycle's Issue Discussion Topics. With the collective feedback from two years of discussion as their guide, participants confidently selected Issue Discussion Topics for the 2006-2008 conference cycle: *Building Stronger Home Groups*, *Who Is Missing from Our Meetings and Why*, and *Our Service System*. These topics flow directly out of the topics from the previous cycle. As a worldwide fellowship, we have come together to identify these as the issues that we must address in order to move closer to our vision. Each topic speaks directly to an element of our vision, and together we can find and implement solutions.

In the year ahead we will hold sessions on these new Issue Discussion Topics. The input we receive will continue to guide our conversations as we reach out to members around the world. To find out about upcoming events, visit <http://www.na.org/comingup-toc.htm> or <http://www.na.org/nawsevents/event-reg.htm>. Members can also participate in discussions on these topics online by visiting http://www.na.org/discussion_boards.htm.

...NA communities worldwide
and NA World Services
work together in a
spirit of unity and
cooperation to carry our
message of recovery...

Communities Around the World Welcome the Message

Translations and Fellowship Development

As of June 2005, NA spoke fifty-five languages. Over the following twelve months, that number grew to sixty-five. The process of translating the literature can be tedious and time-consuming, but the work does not stop there. One of the most crucial steps in the process is the evaluation of the conceptual fidelity of the translation. Essentially, this involves an assessment of the accuracy of the translations and whether or not the translations remain true to the core philosophy of the Narcotics Anonymous message. Of the nearly three hundred translation projects in the queue, we are actively working on almost eighty projects in more than forty languages. We have completed seventy-nine projects since the beginning of the fiscal year in the following languages:

Arabic	Indonesian	Danish
Farsi	German	Hebrew
Hindi	Hungarian	Icelandic
Italian	Latvian	Lithuanian
Norwegian	Polish	Russian
Slovak	Swedish	Urdu



One of our most long-awaited translation projects has been the Japanese Basic Text. After more than twenty years of effort, members in Japan have finally arrived at a translation of the Basic Text that they find satisfactory. They are now hard at work on *Just for Today*. Congratulations, Japan!

As we pointed out in the Project Updates section about Worldwide Workshops, we were able to take part in a Translation Workshop in Bangkok, Thailand, in conjunction with the Asia-Pacific Forum and Thailand Convention. More than thirty delegates and visitors from thirteen language communities registered and came to share their valuable experiences with



translations processes in their communities. At the time of the workshop, nine of those language groups had active translations committees, eight had published translated literature, and eleven had existing draft translations. Discussions about the challenges and solutions facing the translations process helped these members to share with each other about what works, and we were able to provide some useful hints and tools to aid them in their future efforts. Participants identified a number of ideas about what should come next, including local translations workshops, a push for increased member participation in literature translation committees, development of LTC guidelines, interactions with other language groups, and increased efforts to

collaborate with each other and surrounding communities. Since our visit, communities have reported successful local workshops and revitalized support for translations efforts.

India is another of the countries that demonstrated increased translations efforts this year. There are sixteen main languages spoken throughout India, in addition to many others spoken locally and regionally. Through the course of this year, our translations team has provided active support to seven of those language groups. In February we traveled to Delhi, India, to finalize arrangements for the pro-

duction of keytags in multiple languages. We contracted for a substantial number of keytags to be produced in English, Hindi, Manipuri, and Bengali, in all denominations. When final local translations are approved, Tamil will be added as well. During this trip we also finalized a contract for warehouse space to store literature, keytags, and other merchandise for South Asian distribution. This was also an opportunity to attend the

Delhi Area Convention held near Dehra Dun in the Himalayan foothills, and to meet with SIRSCONA (the primary Indian regional service committee) leadership.

Exciting developments have also been taking place in Africa in the last year. South Africa, which officially became the first seated region from the continent of Africa at this year's conference, has

also supported wide-scale outreach efforts to connect with addicts speaking languages such as Zulu, Xhosa, Southern Sotho, and Tswana. Draft translations in Afrikaans were also completed this year. Beyond South Africa, in more central and eastern parts of the continent, efforts have taken place to make progress with Swahili and Rwandan. We have high hopes about our message taking root on this great continent and spreading among those who really need it.



NAWS Responds to Members, Groups, and Your Service Communities

Your Fellowship Services

In order to support the many members, groups, and service committees involved in carrying our message to still-suffering addicts, our Fellowship Services team carried out the following tasks, among many others, throughout the fiscal year 2005-2006:

- ❖ Compiled and sent out more than 900 new group starter kits
- ❖ Responded to more than 4,500 H&I requests
- ❖ Answered nearly 9,000 telephone inquiries
- ❖ Responded to more than 6,300 emails and letters
- ❖ Responded to almost 650 miscellaneous requests, which this year included responding to the literature needs of Katrina-affected NA communities, including New Orleans, Baton Rouge, and Houston.

Fellowship Services also works hard to update and maintain the database. Information from group registrations or updates is typically entered into the database within 2-4 days. Information generated by the meeting locator on the NA website reflects these changes including up-to-date meeting information. We encourage areas and regions to identify a Web contact—someone who can help to keep local meeting information current in the database. As of summer 2006, we had 124 members who were identified by areas and regions as Web contacts and remained actively involved in the process.

We also encourage areas and regions to send any locally developed resources (training and orientation materials, minutes, guidelines, etc.) to Fellowship Services





so that they may be made available to other service committees in need. Shortly after the end of the fiscal year, we activated an area on the website for locally developed service materials where local Web contacts can upload their materials to make them immediately available to other communities. This resource area is located at http://www.na.org/local_resource_area.htm.

Fellowship Publications

Among the other services provided in the 2005-2006 fiscal year, NA World Services continued to compile, produce, and distribute the major fellowship periodicals *The NA Way Magazine*, *Reaching Out*, and *Meeting by Mail*. The first two publications are made possible by the support of editorial workgroup members. We're grateful for their efforts to ensure the ongoing quality of these publications.

The NA Way Magazine saw another increase in standard-print subscriptions, from less than 37,000 to more than 39,000 copies in the first five languages. The first printing of *The NA Way* in Farsi in January was nearly 14,000 copies! We also took 7,000 copies of the English version with us to Hawaii for WCNA-31. Since the first time we published the magazine electronically in April 2005, the number of electronic subscriptions (e subs) has jumped to nearly 3,000 from just over 400. E subs reduce the distribution costs of the magazine greatly, in addition to being available in full color, and being more environmentally friendly. Sign up for your subscription at <http://portaltools.na.org/PortalTools/subscriptions/Login.cfm>.

The NA Way Magazine is printed in six languages: English, French, German, Portuguese, Spanish, and, as of January 2006, Farsi. We re-

ceived about 150 submissions during this fiscal year, including essay/article manuscripts, photos, poetry, and illustrations.

One of our oldest publications, *Reaching Out*, remains a valuable resource, both for incarcerated members and for other members who are interested in Hospitals & Institutions service. The success of this publication depends on submissions from throughout the fellowship. While incarcerated members consistently send ample submissions, our "From the Outside" section suffers from insufficient participation. Members with H&I interest or experience are encouraged to participate by writing to share their experience, strength, and hope with each other and with members on the inside. We provide free single-copy yearly subscriptions to members who will be incarcerated for six months or more. We also provide, at a minimal cost, yearly twenty-copy subscriptions (for distribution to inmates) to members on the outside and service committees. Our printing for each issue of *Reaching Out*, generally around 9,000 copies, broke 10,000 for the first time at the end of 2005. The cover art for this periodical has been the same for nearly twenty years. It will soon undergo a facelift as we explore the possibility of featuring new cover art on each issue.

We send the *Meeting by Mail* to approximately 900 different addresses every other month. The purpose of this resource is to allow NA members to share in the process of recovery even when they cannot attend recovery meetings in person because of geographical isolation or physical infirmity. In addition to these "loner" members, many "nonloner" members participate. Subscribers can use the newsletter to share with one another their experience, strength, and hope as it relates to



recovery in isolation, and they can correspond with each other independently as they wish.

NAWS Communications

NAWS News provides an overview of world service activity, with an emphasis on World Board projects and activities. It is published following the World Service Conference and after each meeting of the World Board in English, French, German, Portuguese, and Spanish. *NAWS News* is distributed to conference participants and registered area and regional service committees. Individuals can also request copies of this periodical after each mailing, and it is available on our website.

The *Conference Report*, a comprehensive and detailed report of world service activity, is published before each World Service Conference. This report contains information regarding the status of major world services projects, suggestions for new work, and challenges that have been encountered. It includes reports from the World Board, Human Resources Panel, and any regional service committee or zonal forum that wishes to submit material. *The Conference Report*, published in English and Spanish, can be accessed on our website.

The *Conference Agenda Report (CAR)* is a tool for informing the NA Fellowship about the issues facing an upcoming conference. This is published and distributed in English a minimum of 150 days before the beginning of each World Service Conference, with translated versions in French, German, Portuguese, Spanish, and Swedish released a minimum of 120 days prior to the WSC. Members of the fellowship can use the CAR to engage in informed discussions in order to better understand the issues and provide the necessary feedback and decisions about conference

matters. The CAR is accessible free of charge on our website in an electronic format, and NAWS sends printed copies to conference participants and regions. Members can also order additional printed copies on the NA website.

The *NAWS Annual Report* provides a summary of world services activity for the prior fiscal year (July 1 through June 30). Once completed, it is distributed to conference participants and regions. Additional copies are available for purchase at cost from NAWS and can be viewed on or downloaded from our website.





Count of Groups and Meetings by Region/Country

The total number of areas is 1064. The total number of regions is 136.

The total number of countries without a region is 76.

Region/Country	Groups	Mtgs.
ABCD Region	98	111
Alabama/NW Florida Region	153	505
Alaska Region	71	102
Al-Sask Region	194	228
Antigua and Barbuda	1	3
Aotearoa New Zealand Region	87	87
Argentina Region	85	188
Arizona Region	342	556
Arkansas Region	145	421
Aruba	10	45
Australian Region	304	330
Austria	1	1
Bahrain	9	19
Baja Son Region	50	315
Bangladesh	36	84
Barbados	2	5
Belarus	1	3
Belgium Region*	11	22
Belize	2	4
Bermuda	5	5
Best Little Region	87	327
Bhutan	1	2
Bluegrass-Appalachian Region*	57	110
Bolivia Region*	14	16
Bosnia and Herzegovina	1	1
Brazil Region	539	1372
British Columbia Region	276	341
Buckeye Region	137	140
Bulgaria Region*	3	12
California Inland Region	188	232
California Mid-State Region	235	354

Region/Country	Groups	Mtgs.
Cambodia	2	6
Canada Atlantic Region	100	123
Cape Verde Islands	1	1
Carolina Region	465	968
Cayman Islands	3	4
Central California Region	256	343
Chesapeake & Potomac Region	275	313
Chicagoland Region	364	414
Chile Region	22	88
China	3	4
Colombia Region	134	419
Colorado Region	144	231
Comite de Servicio de Area	4	12
Connecticut Region	265	281
Costa Rica Region	54	239
Croatia	3	8
Cuba	3	6
Cyprus	2	2
Czech Republic	2	4
Denmark Region*	126	130
Dominican Republic Region*	25	46
Eastern New York Region	240	288
Eastern Pennsylvania Region *	95	109
Ecuador Region	57	247
Egypt Region*	12	52
El Salvador Region*	22	73
Estonia	1	1
Ethiopia	1	1
Finland Region	46	71
Florida Region	535	871
France Region	77	77

* Regions not seated at World Service Conference.



Region/Country	Groups	Mtgs.
Free State Region	566	751
French Polynesia	1	1
Georgia	1	1
Georgia Region	458	846
Germanspeaking Region	228	248
Ghana	1	1
Gibraltar	1	2
Greater Illinois Region	76	138
Greater New York Region	604	720
Greater Philadelphia Region	314	470
Greece Region	21	77
Greenland	1	1
Grenada	3	3
Guatemala Region	19	115
Guyana	2	2
Haiti	1	6
Hawaii Region	113	129
Honduras Region*	8	37
Hong Kong	3	3
Hungary Region*	15	20
Iceland	23	24
Indiana Region	365	435
Indonesia Region*	22	38
Iowa Region	257	374
Iran Region	988	3982
Ireland Region	90	114
Israel Region	32	82
Italy Region	49	74
Jamaica	8	26
Japan Region	91	232
Jordan	1	2
Kentuckiana Region	186	305
Kenya	20	22
Kuwait	4	6
Kyrgyzstan	2	4
Latvia Region*	3	4
Le Nordet Region	40	48
Lebanon	5	6

Region/Country	Groups	Mtgs.
Liberia	4	9
Lithuania Region*	8	19
Lone Star Region	152	809
Louisiana Region	236	410
Luxembourg	1	2
Malawi	1	1
Malaysia	8	10
Maldives	2	2
Malta Region*	3	3
Marianas Islands	1	2
Martinique	1	1
Metro Detroit Region	311	325
Mexico Region	40	261
Michigan Region	273	415
Mid-America Region	117	351
Mid-Atlantic Region	312	419
Minnesota Region	243	255
Mississippi Region	86	255
Moldova	1	7
Montana Region	49	95
Morocco	1	7
Mountain Valley Region	125	155
Mountaineer Region	99	143
Mozambique	1	2
NA Fellowship	1	1
Namibia	1	1
Nebraska Region	112	163
Nepal	29	39
NERF Region	26	57
Netherlands	29	31
Netherlands Antilles	1	1
New England Region	430	482
New Jersey Region	342	385
Nicaragua	16	111
Nigeria	1	1
North Carolina Region*	54	128
Northern California Region	1059	1435
Northern New England Region	104	125



Region/Country	Groups	Mtgs.
Northern New Jersey Region	382	399
Northern New York Region	238	309
Northwest Territories	2	4
Norway Region	39	43
Occidente-Mexico Region*	14	84
Ohio Region	368	432
OK Region	154	442
Oman	1	3
Ontario Region	259	310
Pacific Cascade Region	403	578
Pakistan Region*	11	40
Pakistan South Region*	5	5
Panama Region	17	80
Paraguay Region*	8	13
Peru Region	41	101
Philippines Region	38	77
Poland Region*	62	76
Portugal Region	189	201
Quebec Region	175	177
Red River Region*	16	67
Region 51	61	122
Region Del Coqui	39	59
Region of the Virginians	383	516
Rio Grande Region	160	270
Rwanda	1	7
Saint Lucia	2	5
Saint Vincent and the Grenadines	2	2
San Diego/Imperial Region	376	481
Saudi Arabia	15	45
Show-Me Region	468	767
Sierra Sage Region	99	136
Singapore	1	2
Slovakia	4	8
Slovenia Region*	3	3
Society Indian Region	107	177
South Africa Region	85	95
South Dakota Region	55	85

Region/Country	Groups	Mtgs.
South Florida Region	365	574
South Korea	3	3
South Mountain Region*	10	10
Southern Brazil Region*	93	187
Southern California Region	1012	1255
Southern Idaho Region	89	132
Spain Region	69	104
Sri Lanka	1	2
Swaziland	1	1
Sweden Region	183	299
Switzerland Region*	19	19
Tanzania	4	11
Tejas Bluebonnet Region	270	581
Thailand	10	13
Trinidad and Tobago	28	34
Tri-State Region	481	515
Turkey Region*	8	13
Uganda	1	2
UK Region	460	491
Ukraine Region*	17	71
United Arab Emirates	3	3
Upper Midwest Region	88	118
Upper Rocky Mountain Region	86	172
Uruguay Region	12	30
Utah Region	120	163
Uzbekistan	1	2
Venezuela Region	46	184
Vietnam	1	1
Virgin Islands	15	40
Volunteer Region	238	463
Washington/N. Idaho Region	515	829
Western New York Region	161	191
Western Russia Region	40	163
Wisconsin Region	299	422
Yukon Territory	5	6
Zambia	1	3
Zimbabwe	2	9

24,426 40,977


...Narcotics Anonymous
has universal recognition
and respect as a viable
program of recovery...

NAWS Continues to Find New Ways to Connect to Members

Your Information Technology Team



All of the work done through your world services is meant to enhance the efforts worldwide to carry the message. Your Information Technology team plays an integral role in our efforts to facilitate better communication throughout our service system and with the public. The technological infrastructure of NA World Services is crucial in providing adequate support and services to our staff, members, and customers. In the 2005-2006 fiscal year we continued to invest our energy and effort into strengthening that infrastructure through increased functionality of our website and its features. The rising popularity of e-subscriptions is just one of the many recent advances that aid our efforts to communicate more efficiently. E-subscriptions make it possible for members to receive fellowship and service communications electronically, eliminating unnecessary paper waste and mailing costs. To learn more about e-sub, visit <http://portaltools.na.org/PortalTools/subscriptions/Login.cfm>.



Traffic and activity on the NA website, one of our most important resources as a worldwide fellowship, steadily continues to grow. As more members recognize the value of the website as a versatile, consistent, and reliable resource, they take better advantage of its features, including the recovery literature available online, the meeting locator, the online shopping cart, and the donations portal.



Website traffic reports from the beginning and end of the year help to illustrate the fellowship's recognition of its value as a tool for helping to carry the message.



NA Website Statistics	July 2005	June 2006
Hits	1,919,573	2,200,959
Visits	159,182	207,906
visits per day avg	5,134	6,706
Meeting locator portal	43,736	55,876
Area/Reg links views	20,442	22,242
Events calendar views	19,003	21,653
Facts about NA views	13,406	12,759
Literature online	9,053	11,758
Shopping cart portal	4,171	6,960

As the popularity of the meeting locator continues to grow, we are putting forth our best efforts to keep online meeting information up-to-date. One hundred twenty-four active Web contacts for area and regional service committees make it much easier to accomplish this task by updating meetings in their areas and regions. These trusted servants can also use their database access to generate printable, pre-formatted meeting lists if they so choose. These same members also have access to one of our newest resources: an FTP site for sharing locally developed service materials.

In addition to creating and improving the resources and functions of the website, we continue to work very hard to update and improve the databases that drive the website. We hope to soon make it possible for members and trusted servants to use a single user profile to access all of the resources available on the website. Our website is constantly changing, through new tools and functions, as well as through improvements to existing content. Anyone who visits the website frequently will notice that we continue to implement and improve resources for the fellowship, the service system, and the general public. The general appearance of the website will not change until the support-

ing file structure, which spans six servers and several domains, has been thoroughly streamlined. In the meantime, we are putting a great deal of energy into providing more and better ways to strive toward our NAWS vision. Our website is integral to our efforts to make it possible for every addict in the world to hear the NA message in his or her own language and culture. The website will also help to make it possible for NA communities worldwide to work together in a spirit of cooperation.

The creation of FTP sites, one for conference participants and one for service materials developed by local service committees, is one of the means by which we have worked toward those goals. Another way to achieve those goals is our constant effort to expand the range of literature available online in a variety of languages. Before too long, even the NA Basic Text will be available for download from the website. Among these other goals, we also hope to make the website format more user-friendly, to increase the amount of material for public information and public relations, to increase materials and support available for the NA service structure, and to continue identifying ways to better use the website to encourage effective communication through all levels of the fellowship.



Some helpful web locations to remember:

Issue Discussion Boards

http://www.na.org/discussion_boards.htm

Upcoming Events

<http://www.na.org/comingup-toc.htm> or
<http://www.na.org/nawsevents/event-reg.htm>

Local Service Committee Resources

http://www.na.org/local_resource_area.htm

Sign-up for E-sub

<http://portaltools.na.org/PortalTools/subscriptions>

Check back often for the latest updates to the website:

<http://www.na.org/additions.htm>

...As our commonly held sense
of the highest aspirations that
set our course, our vision is our
touchstone, our reference point,
inspiring all that we do.

Honesty, trust, and goodwill are
the foundation of these ideals.

In all our service efforts, we rely
upon the guidance of a loving

Higher Power.

Our Fellowship Comes Together to Celebrate Recovery

Your Conventions and Events Management Team

NA conventions, especially the world convention, help send the message that our new way of life in recovery can be fun and exciting. The enthusiasm and joy we share at these celebrations of recovery go a long way in enhancing the attractiveness of our message. The NAWS Conventions and Events Management team is responsible for planning a variety of annual and biennial projects that often require simultaneous attention. While the World Convention of Narcotics Anonymous and logistical support for the World Service Conference are this team's primary responsibilities, the team also plays a role in the planning and execution of many of our worldwide workshops. The team works hard to develop and maintain travel and housing relationships to accommodate our service and recovery events all around the world. The team also works to provide services to regional and area convention and event committees around the world, assisting with everything from contracts to committee structure and legal issues.

The World Convention of Narcotics Anonymous

Held early in the July 2005 to June 2006 fiscal year, WCNA-31 in Honolulu was a greater success in terms of attendance and finances than we expected. The convention exceeded our projections by about 2,000 people, with over 8,600 members registered and about 9,000 in attendance. We are immensely grateful for the assistance from the support committee, as well as the hundreds, if not thousands, of volunteers who help to make every world convention very special. From an operational perspective, the convention went very smoothly, the only exception being an incident between





a few members and several convention center personnel. While it is unfortunate that the acts of a few leave negative impressions of NA for some nonmembers, we are quite grateful that the convention went smoothly, especially in consideration of another challenge we faced. Two thousand members attended without pre-registering and did not stay in official convention hotels, causing significant operational issues at the convention site because staff could not confidently anticipate their attendance. NA World Services operates on past convention projections as an indicator in order to try to make the most prudent use of valuable fellowship resources.

In preparation for San Antonio, we are making an effort to avoid similar issues by adjusting our approach. The pre-registration price, for example, will remain the same throughout the pre-registration period, instead of increasing when the convention approaches. The on-site registration price will also be significantly higher than the pre-registration price, both to encourage members to pre-register and to offset the costs of last-minute efforts to modify plans to accommodate larger crowds than expected. We are also encouraging members who plan to attend not to make multiple hotel reservations “just in case,” only to cancel the extra reservations later. Doing so makes it difficult for other members to reserve rooms and for hotels to be properly prepared.

It is important to keep in mind that the purpose of the convention is to celebrate recovery, not generate revenue. The convention is an incredibly expensive endeavor. When those who participate pay their own way, as early as they can, the convention can be more successful and enjoyable for everyone involved. Early registration helps to keep the cost down for everyone, giving people the most “bang for their buck.” This also makes it possible for all

of us to join together and send a message to newcomers and the general public: Recovery has given us a life worth celebrating!

Future WCNA locations

WCNA-32

San Antonio, Texas
29 August-2 September 2007

WCNA-33

Barcelona, Spain
20-23 August 2009

WCNA-34

San Diego, California
1-4 September 2011



WCNA-35

Philadelphia, Pennsylvania
29 August-1 September 2013

In making a decision about WCNA-35, the World Board gave serious consideration to the five finalist cities—Minneapolis, Indianapolis, Toronto, Orlando, and Philadelphia. We conducted negotiations for each of the cities and thoroughly analyzed the benefits and drawbacks of each. Bids for Philadelphia and Orlando were virtually identical from a financial and operational perspective and were much stronger than the others. In deciding between the two, we considered the fact that the driving corridor between Washington, DC, and New York is one of our most densely populated membership areas in the world. A world convention in Philadelphia makes it possible and affordable for a large number of our members to participate in this recovery celebration. Congratulations, Philadelphia!

Get the latest news on WCNA-32

<http://www.na.org/wcna32/index.htm>



The Mission of the
World Service Office is
to provide services and
support which facilitate the
continuation and growth
of Narcotics Anonymous
worldwide...

Providing the Resources to Carry the Message

NAWS Offices, and Literature Distribution Centers

Between July 2005 and June 2006, NAWS employed a total of fifty-six people in four service centers around the world. Forty-nine employees worked in the Chatsworth office.

NAWS – Chatsworth

PO Box 9999

Van Nuys, California 91409 USA

Tel: 818.773.9999

Fax: 818.700.0700

Website: www.na.org

The Chatsworth, California, administrative center has continued to serve the worldwide fellowship in a variety of ways, in spite of a year of high staff turnover. We wish the best to those who moved on and welcome new staff with open arms. Staff at this office did their best to help ensure that the convention and conference both went off without a hitch. During the week of the conference, staff opened the office to participants for a tour. This office continues to make our message available in a variety of formats, such as Braille and miniature versions of the Basic Text. Staff also responds to a steadily growing volume of phone calls, emails, and letters. We are proud of the tireless efforts and successes of our staff in serving the needs of our steadily growing fellowship.





NAWS – Canada

150 Britannia Rd E, Unit 21
Mississauga, Ontario, L4Z 2A4 Canada
Tel: 905.507.0100
Fax: 905.507.0101

Branch Office Supervisor

Jacquie Sullivan (jacquie@na.org)

Assistant:

Paul Sullivan

Not far from Toronto, Ontario, the WSO - Canada literature storage and shipping facility in Mississauga continues to serve the needs of the Canadian NA communities. The increase in recent years of sales to the local NA groups is helping to stabilize its running expenses. The main function of the facility is accommodating the literature needs in Canada. Essentially a literature storage facility, NAWS Canada employs two part-time workers who maintain the shipping of all orders that are processed. We're very thankful for and proud of all their work, which makes it possible to get our message to those who need it in the Great White North.



NAWS – Europe

48 Rue de l'Été
B-1050 Brussels, Belgium
Tel: +32.2.646.6012
Fax: +32.2.649.9239

Branch Office Manager

Paul Decock (paul@na.org)

Assistant:

Ben Dechamps (ben@na.org)

Two employees continue to staff our World Service Office in Brussels, Belgium, one full time and one part time. Much like the Chatsworth office, the Brussels office performs duties beyond the primary task of distributing literature, especially by providing support and assistance for new groups throughout Europe. Additionally, WSO - Europe has had some contact with European health and rehabilitation facilities and correctional facilities.

They continue to demonstrate their dedication and commitment in making this center an important asset to European NA communities.





NAWS – Iran

No 6, Dasht-e-Behesht St.
West 1st St., Farhang Blvd.
Pol-e-Modivate
Tehran, Iran
Tel: +021.8842.1408
Fax: +021.8845.9671

Branch Office Manager

Siamak Khajeian (siamak@na.org)

Assistants:

Farhad Pormotaleb Porsoshee
(farhad@na.org)

Farzad Atri (farzad@na.org)

The literature production and distribution center in Iran, opened during the last fiscal year, has been the most effective solution to serve the needs of the most rapidly growing NA community in the world. The manager of this center helped to coordinate the establishment of the facility. He now has the assistance of two part-time employees, with whom he continues to work very hard to produce and distribute literature to the Iranian NA community. Their enthusiasm and dedication contribute to the on-

going success
of this ven-
ture and the
strength of
NA in Iran.





NA World Services Staff

July 2005 – June 2006

Chatsworth, California, USA

Administration

Executive Director

Anthony Edmondson (anthony.e@na.org)

Assistant Executive Director

Becky Meyer (becky@na.org)

Executive Assistants

Eileen Perez (eileen@na.org)

Elaine Wickham (elaine@na.org)

Human Resources Manager

Roberta Tolkan (roberta@na.org)

Marketing Manager

Bob Stewart (bob@na.org)

Public Relations Coordinator

Jane Nickels (jane@na.org)

Editor, *The NA Way Magazine*

De Jenkins (de@na.org)

Project Coordinator

Travis Koplow (travis@na.org)

Writer/Editors

Kim Young (kim@na.org)

Tom Boscarelli (tom.b@na.org)

Meetings & Events Manager

Mike Polin (mike@na.org)

Administrative Assistant, Events

Renee Brazell (renee@na.org)

Administrative Assistants

Shane Colter (shane@na.org)

Johnny Lamprea (johnny@na.org)

Receptionist

Elaine Revard

Asset Management

Comptroller and Team Leader

Tom Rush (tom@na.org)

Staff Accountant

Debbie Hall (debbie@na.org)

Accounting Assistants

Liz Stafford (liz@na.org)

Rochelle Medina (rochelle@na.org)

Senior Customer Service Representative

Sylvia Cordero (sylvia@na.org)

Customer Service Representatives

Peggy Labon (peggy@na.org)

Pam Martin (pam@na.org)

Purchasing Assistant

Jeannie Lamalfa (jeannie@na.org)

Warehouse Manager

Vince Alcala (vince@na.org)

Shippers

Arthur Carbajal (arthur@na.org)

Martha Avalos (martha@na.org)

Information Technology

IT Manager

Stephan Lantos (stephan@na.org)

Database Administrator

Lori Dunnell (lori@na.org)

IT Support

Juan Trejo (juan@na.org)



Fellowship Services

Team Leader

Steve Rusch (stever@na.org)

Administrative Assistant

Keri Kirkpatrick (keri@na.org)

Team Assistants

Freddie Aquino (freddie@na.org)

Mandy Bell (mandy@na.org)

Linda DeLeo (linda@na.org)

Jeff Gershoff (jeff@na.org)

Toni Kerwin (toni@na.org)

Portia Medina (portia@na.org)

Andrew Ponce (andrew@na.org)

Colin Sevareid (colin@na.org)

Eric Swidler (eric@na.org)

Production

Production Manager

Fatia Birault (fatia@na.org)

Graphic Arts Technician

David Mizrahi (david@na.org)

Production Assistant

Esperanza Lemos (esperanza@na.org)

Translations

Translations Manager

Uschi Mueller (uschi@na.org)

Team Assistants

Johanna Bennett (johanna@na.org)

Jane McCrary (jayne@na.org)

Simon Lev

New Staff

Andrew Ponce

Martha Avalos

Eric Swidler

Tom Boscarelli

Shane Colter

Linda DeLeo

Departing Staff

Carrie Ray, Administrative Assistant

Catherine McCormick, Writer-Editor

Dustin Koenig, FS Team Assistant

Sara Jo Gladle, FS Team Assistant

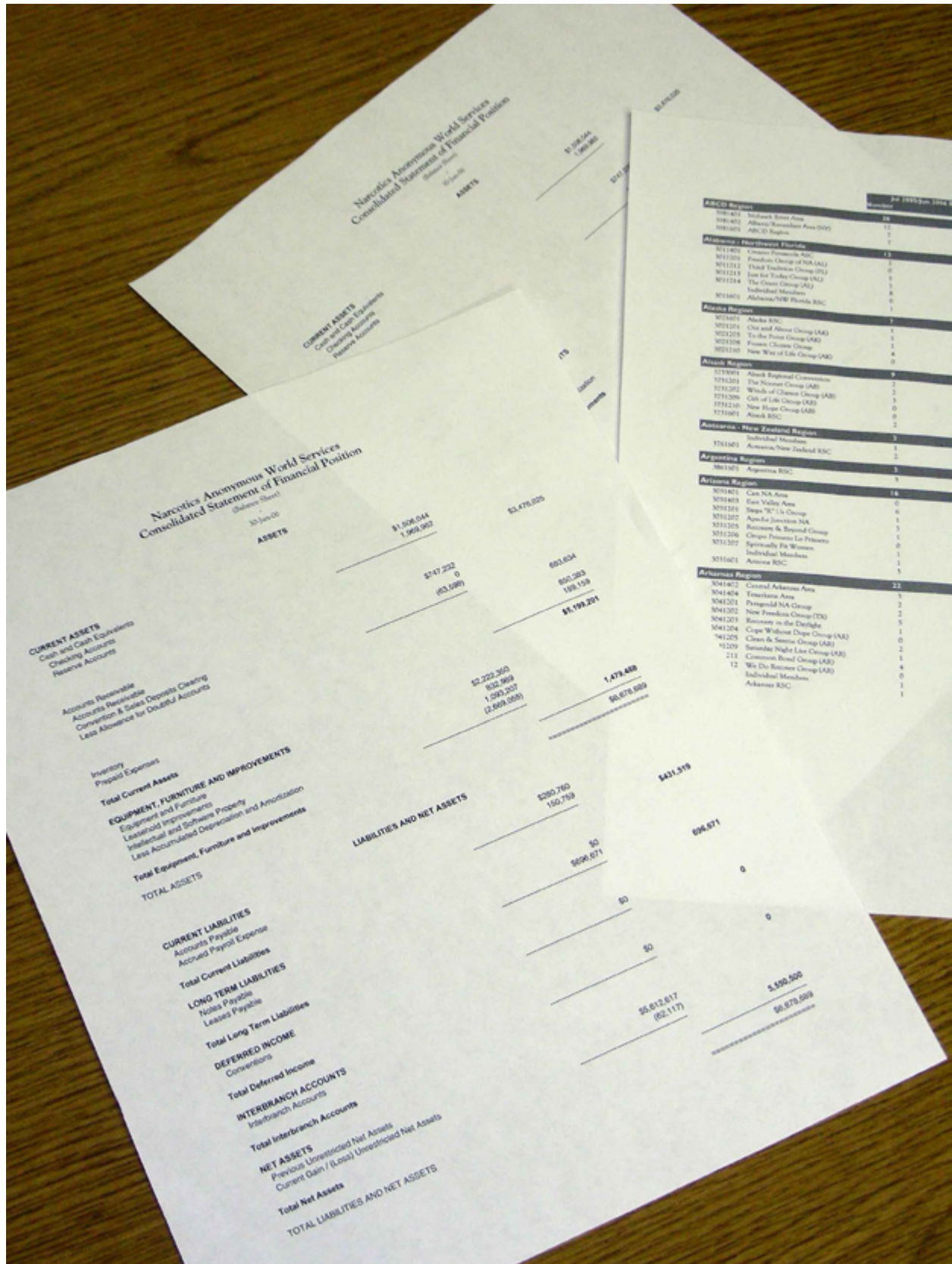
Ximena Iranzo, FS Team Assistant

Danny Weg, IT Assistant

Wendy Kemptner, AA, Production



Sadly, Elaine Revard, the receptionist for NA World Services since April 2000, passed away on Friday, 20 October 2006. Her unique character and charm, along with the joy that she brought to the office each day, will be greatly missed.



About the Financial Reports

This section of the *Annual Report* is broken into four parts: unit distribution trends, consolidated statement of financial position and consolidated statement of activities, independent auditors' report, and donations report.

The unit distribution trends report is a report of the numbers of inventory items distributed throughout the year. These numbers are presented in the form of charts and graphs that illustrate the number of books, booklets, IPs, keytags, chips, and medallions that were distributed by NA World Services during the fiscal year.

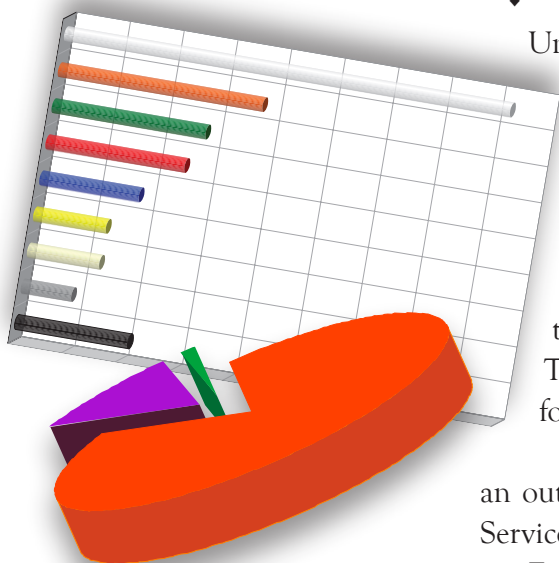
The consolidated statement of financial position (SoFP) and consolidated statement of activities (SoA), also known as the "balance sheet" and "income statement," provide a report of the financial activity of NA World Services during the fiscal year. The SoFP, or balance sheet, provides a simple breakdown of the current assets and liabilities of NA World Services in financial terms. The SoA, or income statement, provides a breakdown of the income and expenses for the following categories:

- ❖ literature production and distribution..... 35%
- ❖ World Service Conference support..... 26%
- ❖ fellowship development..... 31%
- ❖ events 8%

Under each set of expenses, we include costs for accounting, personnel, overhead, and technology. These are expenses that cannot be attributed directly to any of the specific areas of activity. They are budgeted and allocated (distributed) according to a calculated fixed percentage. This percentage is based on three factors: the number of personnel devoted to the activity, the approximate number of labor hours, and the amount of physical office space required by the activity. The percentages listed above indicate the budgeted amounts for this fiscal year (and for the two-year budget cycle).

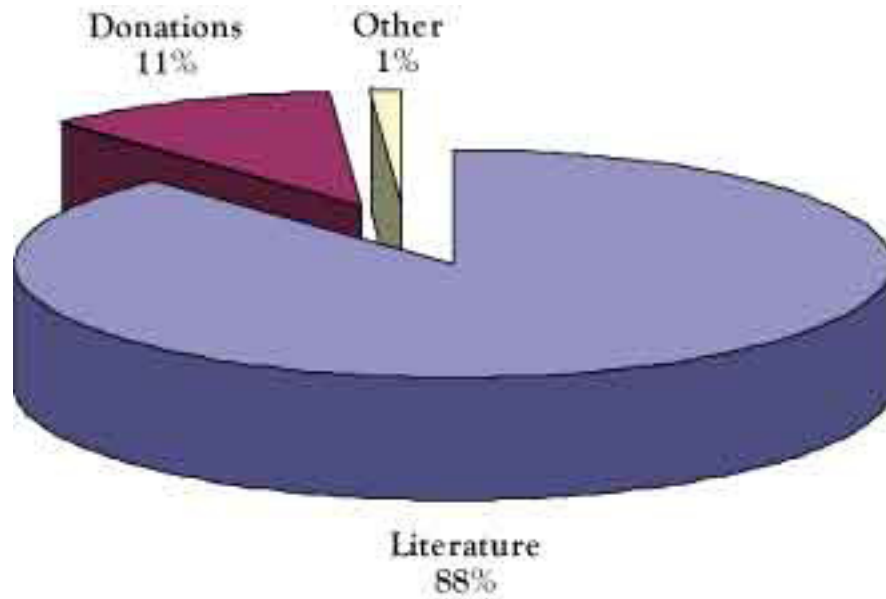
The independent auditors' report is a report provided by an outside firm that conducts a professional audit of NA World Services' financial reports.

Finally, the donations report is a report of the donations received by NA World Services throughout the fiscal year from the NA Fellowship, broken down by region and/or country.

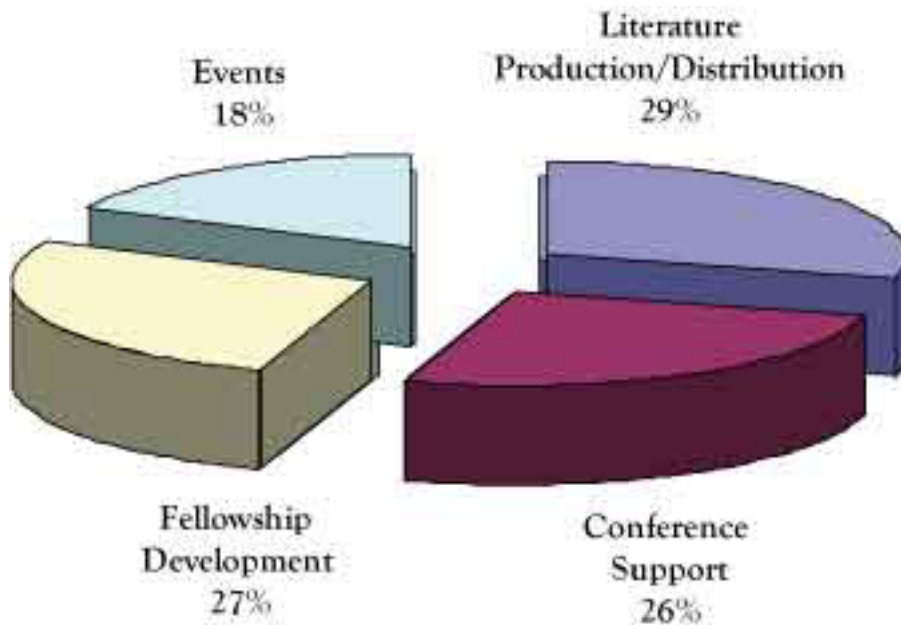




Where Does Our Money Come From?



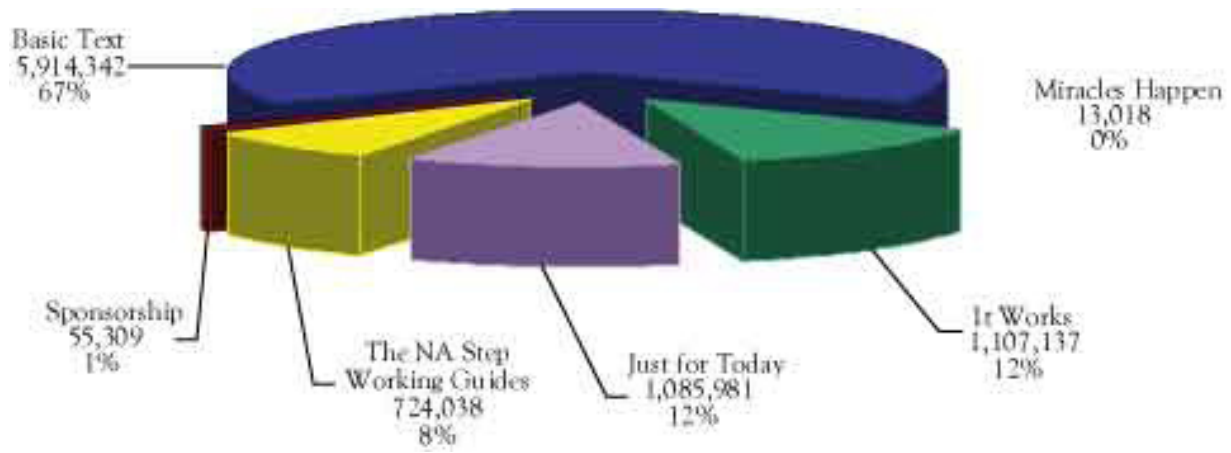
Where Does Our Money Go?





Unit Distribution Trends

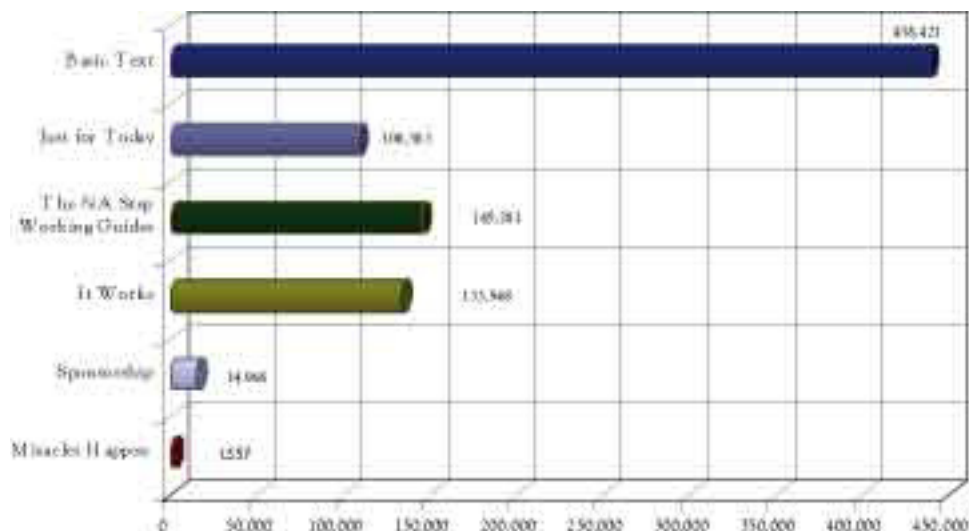
Book Distribution 1983-2006



Note: Years books first published: Basic Text (1983), *Just for Today* (1992), *It Works* (1993), *The NA Step Working Guides* (1998), *Miracles Happen* (1998), and *Sponsorship* (2004).

As you can see in the chart above, all-time Basic Text sales by the end of this fiscal year reached nearly six million, representing 67% of all-time recovery book sales. This year's Basic Text sales made up 52% of total book sales at 438,000 copies, a 38% increase over 2005 sales. This year saw the highest sales of the Basic Text ever, breaking even the record of the peak sales year of 1989, when 374,000 copies were sold. In 1999, sixteen years after initial publication, we reached the four million copies sold mark. Seven years later, we're poised to hit the six million copies sold mark. This means that more addicts than ever are getting the chance to read the NA message of recovery in a language they can understand.

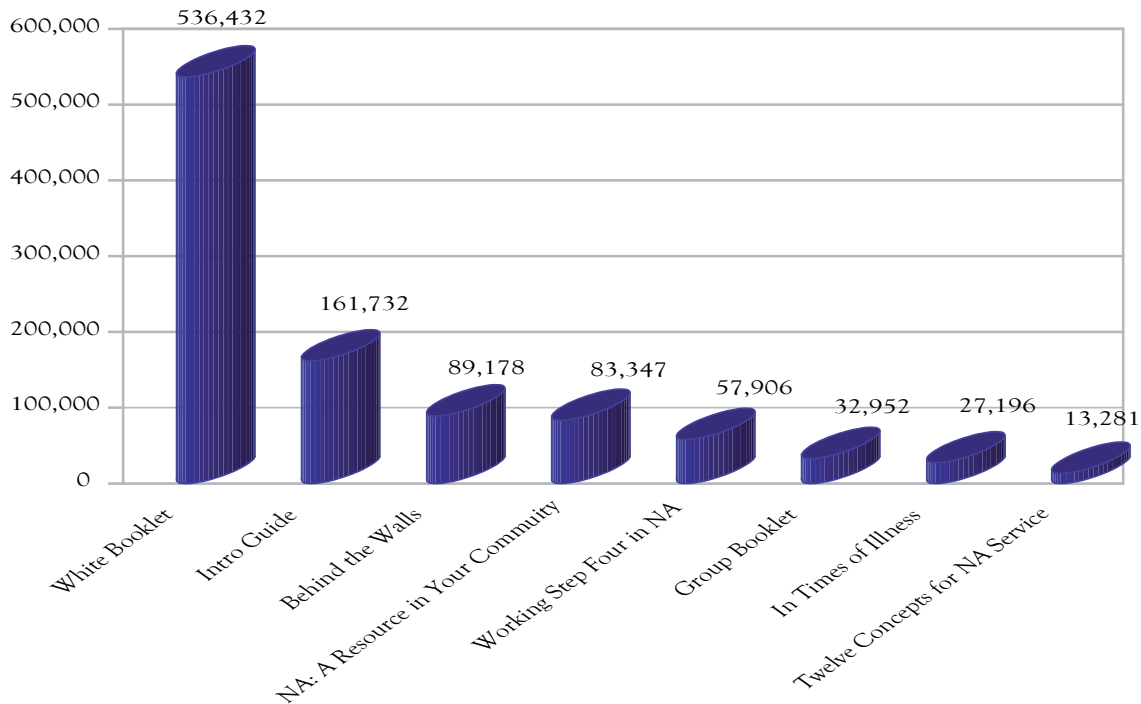
Book Distribution 2005-2006






Unit Distribution Trends

Booklet Distribution 2005-2006



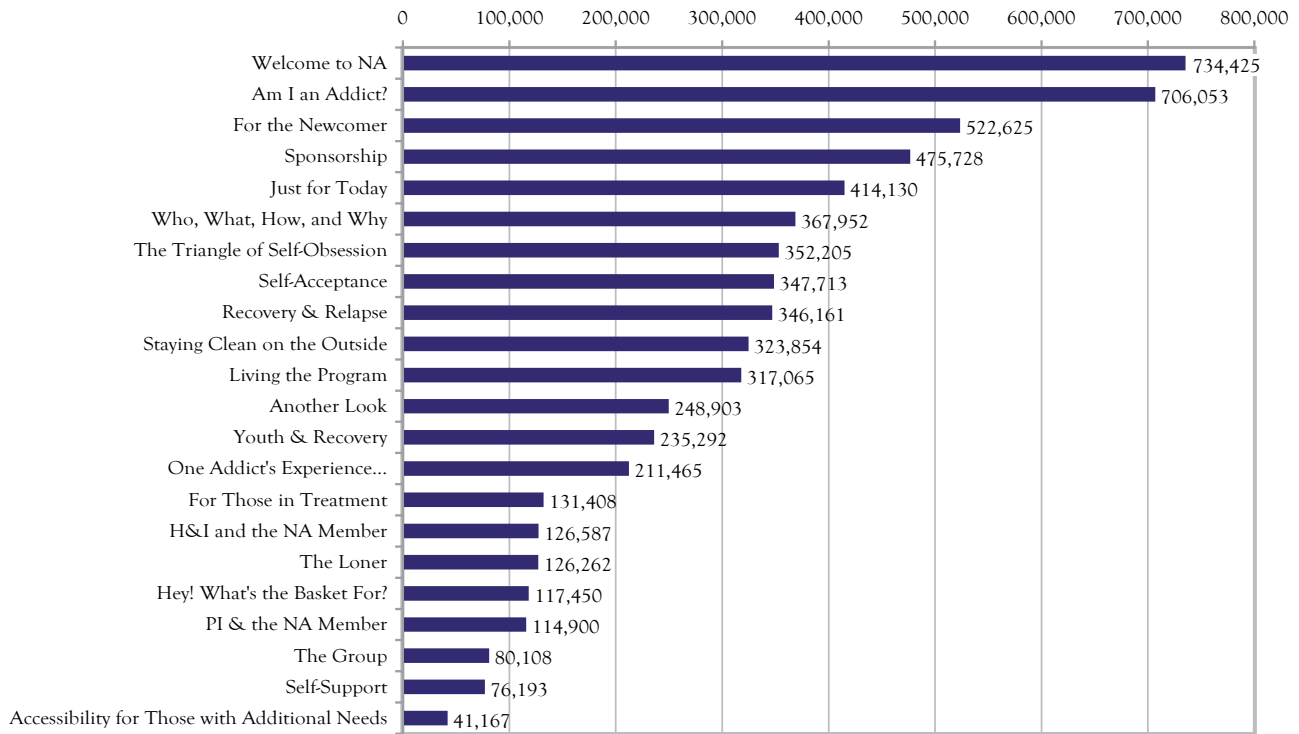
Our two record years for booklet distribution (738,771 in 2005 and 735,914 in 1991) were far surpassed by this year's 951,118 recovery booklets. Total distribution of the White Booklet increased by nearly 100,000 pieces; it remains the most widely sold booklet, with a total distribution of 7,727,971 from 1983 through 30 June 2006. Total booklet distribution for this fiscal year showed an increase of 36%, which includes impressive numbers from Iran. Without Iran sales, booklets showed an increase of 6%. Six of the eight booklets are available in Iran, and these account for 22% of total booklet dispersal worldwide. Iran accounts for nearly half of total distribution of *The Group Booklet* and *NA: A Resource in Your Community*. Including distribution in Iran, the White Booklet showed an increase of 23%. Without the increased Iranian distribution, this would have been less than a 3% increase. Overall, booklet distribution continues to grow, but we're all very pleasantly surprised by how quickly the NA message is being embraced by members in the Iranian NA community.





Unit Distribution Trends

Information Pamphlet Distribution 2005-2006



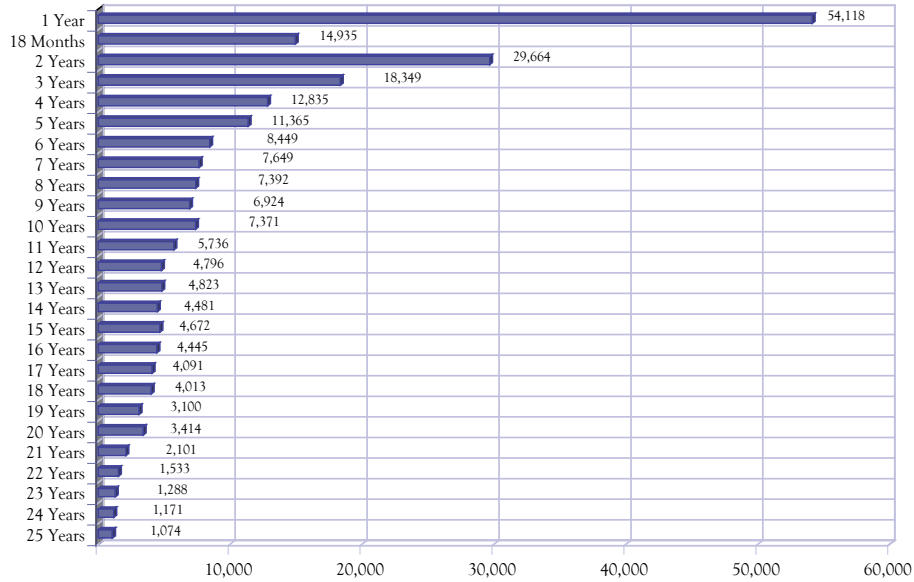
The distribution of IPs also demonstrates the impressive growth of NA in Iran. IP dispersal in Iran makes up for 26% worldwide, and worldwide distribution this year grew 30%. In Iran, only one of twenty-one IPs showed a decrease this year. Without Iran, total IP distribution shrank by nearly 4%, with eleven IPs showing a decrease. It's not difficult to imagine a time when distribution in Iran will account for more than half of the total worldwide distribution.





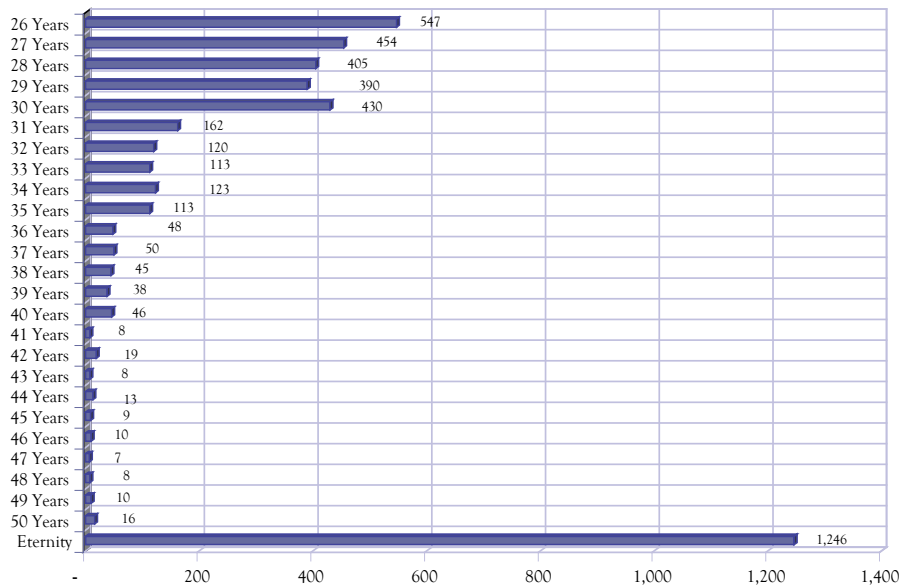
Unit Distribution Trends

Medallion Distribution 2005-2006 18 Months & 1-25 Years



Unit Distribution Trends

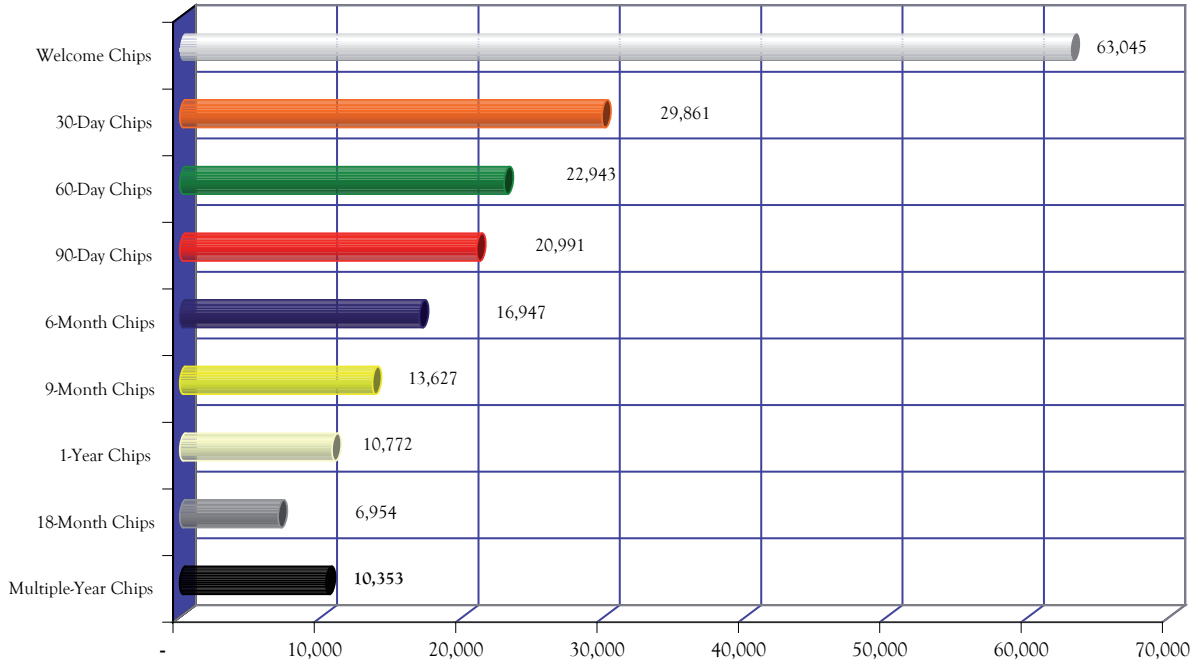
Medallion Distribution 2005-2006 26-50 Years & Eternity





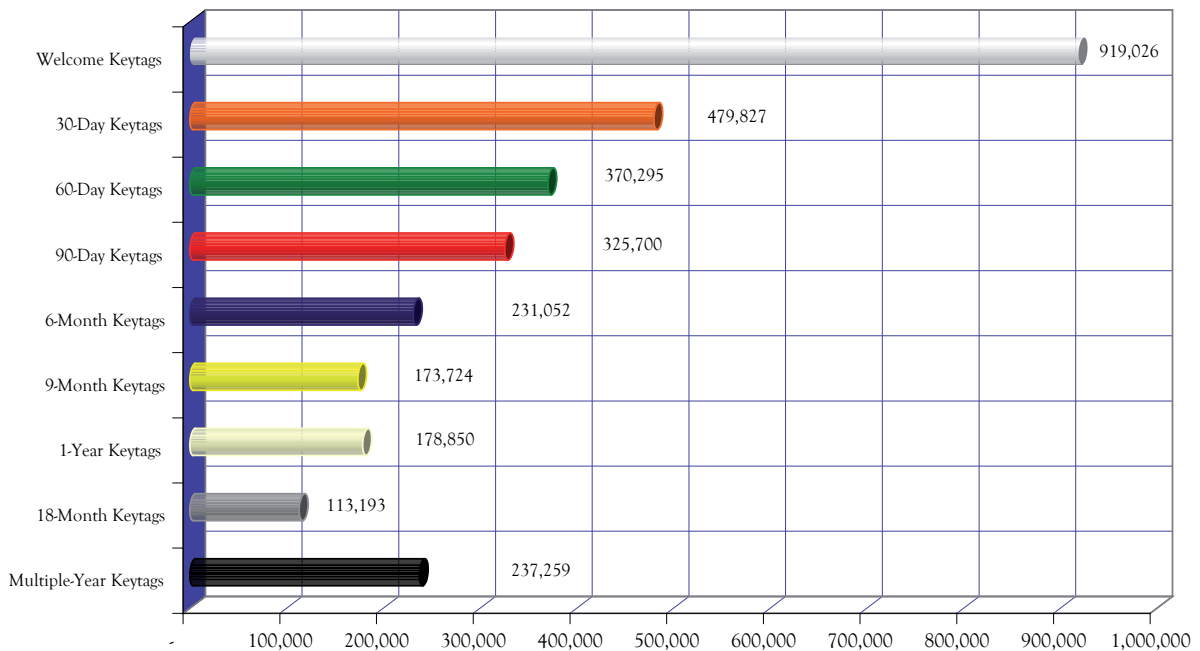
Unit Distribution Trends

Chip Distribution 2005-2006



Unit Distribution Trends

Keytag Distribution 2005-2006





Narcotics Anonymous World Services Consolidated Statement of Financial Position

(Balance Sheet)

30 June 2006

CURRENT ASSETS

Cash and Cash Equivalents		
Checking Accounts	\$1,506,044	
Reserve Accounts	1,969,982	
		\$3,476,025
Accounts Receivable		
Accounts Receivable	\$747,232	
Convention & Sales Deposits Clearing	0	
Less Allowance for Doubtful Accounts	(63,598)	
		683,634
Inventory		850,383
Prepaid Expenses		189,159
Total Current Assets		\$5,199,201

EQUIPMENT, FURNITURE AND IMPROVEMENTS

Equipment and Furniture	\$2,222,350	
Leasehold Improvements	832,989	
Intellectual and Software Property	1,093,207	
Less Accumulated Depreciation and Amortization	(2,669,058)	
		1,479,488
Total Equipment, Furniture and Improvements		1,479,488
TOTAL ASSETS		\$6,678,689

LIABILITIES AND NET ASSETS

CURRENT LIABILITIES

Accounts Payable	\$280,760	
Accrued Payroll Expense	150,759	
		\$431,519
Total Current Liabilities		\$431,519

LONG TERM LIABILITIES

Notes Payable	\$0	
Leases Payable	\$696,671	
		696,671
Total Long Term Liabilities		696,671

DEFERRED INCOME

Conventions	\$0	
		0
Total Deferred Income		0

INTERBRANCH ACCOUNTS

Interbranch Accounts	\$0	
		0
Total Interbranch Accounts		0

NET ASSETS

Previous Unrestricted Net Assets	\$5,612,617	
Current Gain / (Loss) Unrestricted Net Assets	(62,117)	
		5,550,500
Total Net Assets		5,550,500

TOTAL LIABILITIES AND NET ASSETS		\$6,678,689
---	--	--------------------



Narcotics Anonymous World Services
Consolidated Statement of Activities
(Income Statement)

For the Twelve Months Ending 30 June 2006

INCOME	PTD ACTUAL	PTD BUDGET	VARIANCE	YTD ACTUAL	YTD BUDGET	VARIANCE	ADOPTED
RECOVERY LITERATURE INCOME							
BASIC TEXT: Hardcover English	\$209,423	\$151,546	\$57,876	\$2,302,516	\$1,818,557	\$483,959	\$1,818,557
BASIC TEXT: Translated	\$12,305	\$9,674	\$2,631	\$128,156	\$116,084	\$12,072	\$116,084
BASIC TEXT: Softcover	\$107,408	\$55,213	\$52,195	\$654,715	\$662,561	(\$7,846)	\$662,561
JUST FOR TODAY	\$89,779	\$57,938	\$31,841	\$853,847	\$695,259	\$158,588	\$695,259
IT WORKS: HOW & WHY	\$65,041	\$53,392	\$11,649	\$668,620	\$640,698	\$27,922	\$640,698
SPONSORSHIP BOOK	\$8,061	\$0	\$8,061	\$115,996	\$0	\$115,996	\$0
STEP WORKING GUIDES	\$70,197	\$49,148	\$21,049	\$694,631	\$589,773	\$104,858	\$589,773
LITERATURE INCOME (IRAN)	\$31,034	\$0	\$31,034	\$356,832	\$0	\$356,832	\$0
OTHER RECOVERY LITERATURE	\$123,147	\$113,833	\$9,314	\$1,523,110	\$1,365,993	\$157,117	\$1,365,993
Subtotal	\$716,394	\$490,744	\$225,650	\$7,298,423	\$5,888,925	\$1,409,498	\$5,888,925
OTHER INVENTORY INCOME							
MEDALLIONS	\$34,710	\$41,265	(\$6,555)	\$580,038	\$495,176	\$84,862	\$495,176
KEY TAGS & CHIPS	\$68,819	\$72,727	(\$3,908)	\$976,366	\$872,722	\$103,644	\$872,722
NON-FIPT INFORMATION BOOKLETS	\$3,848	\$4,057	(\$210)	\$58,807	\$48,685	\$10,122	\$48,685
HANDBOOKS	\$3,906	\$4,949	(\$1,043)	\$63,018	\$59,389	\$3,629	\$59,389
SPECIALTY ITEMS	\$3,204	\$2,844	\$360	\$54,835	\$34,128	\$20,707	\$34,128
AUDIO MATERIALS	\$75	\$3,179	(\$3,104)	\$1,353	\$38,153	(\$36,800)	\$38,153
GROUP/AREA MATERIALS	\$5,376	\$5,939	(\$563)	\$108,442	\$71,266	\$37,176	\$71,266
MIRACLES HAPPEN	\$2,803	\$2,716	\$87	\$40,139	\$32,596	\$7,543	\$32,596
Subtotal	\$122,741	\$137,676	(\$14,936)	\$1,882,998	\$1,652,115	\$230,883	\$1,652,115
SHIPPING	\$33,142	\$26,422	\$6,721	\$364,450	\$317,059	\$47,391	\$317,059
DISCOUNTS	(\$124,462)	(\$98,627)	(\$25,835)	(\$1,325,906)	(\$1,183,518)	(\$142,388)	(\$1,183,518)
DEVELOPMENTAL SUBSIDIES & ALLOWANCES	(\$39,175)	(\$8,855)	(\$30,321)	(\$274,866)	(\$106,256)	(\$168,610)	(\$106,256)
Subtotal	(\$130,495)	(\$81,060)	(\$49,435)	(\$1,236,322)	(\$972,715)	(\$263,607)	(\$972,715)
Gross Literature Income (less discounts)	\$708,640	\$547,360	\$161,279	\$7,945,099	\$6,568,325	\$1,376,774	\$6,568,325
RECOVERY LITERATURE COST OF GOODS							
BASIC TEXT: Hardcover English	\$34,743	\$27,517	\$7,227	\$361,365	\$330,198	\$31,167	\$330,198
BASIC TEXT: Translated	\$2,821	\$2,724	\$97	\$36,666	\$32,689	\$3,977	\$32,689
BASIC TEXT: Softcover	\$9,300	\$6,046	\$3,255	\$60,354	\$72,550	(\$12,196)	\$72,550
JUST FOR TODAY	\$13,621	\$6,842	\$6,779	\$99,170	\$82,104	\$17,066	\$82,104
IT WORKS: HOW & WHY	\$12,718	\$12,692	\$26	\$115,191	\$152,298	(\$37,107)	\$152,298
SPONSORSHIP BOOK	\$1,563	\$0	\$1,563	\$27,523	\$0	\$27,523	\$0
STEP WORKING GUIDES	\$11,143	\$9,776	\$1,367	\$129,654	\$117,317	\$12,337	\$117,317
LITERATURE PRODUCTION (IRAN)	\$27,291	\$0	\$27,291	\$314,140	\$0	\$314,140	\$0
OTHER RECOVERY LITERATURE	\$26,799	\$21,673	\$5,126	\$289,526	\$260,079	\$29,447	\$260,079
Subtotal	\$139,999	\$87,270	\$52,730	\$1,433,589	\$1,047,235	\$386,354	\$1,047,235
OTHER INVENTORY COST OF GOODS							
MEDALLIONS	\$7,897	\$6,910	\$987	\$124,773	\$82,919	\$41,854	\$82,919
KEY TAGS & CHIPS	\$18,363	\$17,937	\$426	\$262,600	\$215,242	\$47,358	\$215,242
NON-FIPT INFORMATION BOOKLETS	\$2,328	\$2,419	(\$92)	\$35,511	\$29,030	\$6,481	\$29,030
HANDBOOKS	\$1,289	\$1,656	(\$368)	\$20,695	\$19,875	\$820	\$19,875
SPECIALTY ITEMS	\$1,153	\$919	\$234	\$19,615	\$11,026	\$8,589	\$11,026
AUDIO MATERIALS	\$16	\$1,007	(\$991)	\$291	\$12,083	(\$11,792)	\$12,083
GROUP/AREA MATERIALS	\$2,226	\$2,651	(\$425)	\$48,514	\$31,816	\$16,698	\$31,816
MIRACLES HAPPEN	\$301	\$796	(\$495)	\$4,373	\$9,551	(\$5,178)	\$9,551
Subtotal	\$33,571	\$34,295	(\$724)	\$516,372	\$411,542	\$104,830	\$411,542
Total Cost of Goods	\$173,571	\$121,565	\$52,006	\$1,949,961	\$1,458,777	\$491,184	\$1,458,777
Net Literature Income	\$535,069	\$425,796	\$109,273	\$5,995,138	\$5,109,548	\$885,590	\$5,109,548



Narcotics Anonymous World Services
Consolidated Statement of Activities
(Income Statement)

For the Twelve Months Ending 30 June 2006

	<u>PTD ACTUAL</u>	<u>PTD BUDGET</u>	<u>VARIANCE</u>	<u>YTD ACTUAL</u>	<u>YTD BUDGET</u>	<u>VARIANCE</u>	<u>ADOPTED</u>
FELLOWSHIP DONATIONS							
BREAKDOWN BY DONOR TYPE							
Members	\$814	\$887	(\$74)	\$18,477	\$10,649	\$7,828	\$10,649
Groups	\$5,055	\$3,452	\$1,603	\$45,219	\$41,420	\$3,799	\$41,420
Areas	\$12,258	\$6,899	\$5,359	\$116,392	\$82,791	\$33,601	\$82,791
Regions	\$60,620	\$36,667	\$23,953	\$524,510	\$440,000	\$84,510	\$440,000
Events/Conventions	\$3,726	\$1,913	\$1,813	\$41,681	\$22,952	\$18,729	\$22,952
Unity Day	\$0	\$1,711	(\$1,711)	\$13,053	\$20,534	(\$7,481)	\$20,534
Zonal & Other Forums	\$0	\$569	(\$569)	\$5,062	\$6,822	(\$1,760)	\$6,822
Total Donations	\$82,472	\$52,097	\$30,374	\$764,393	\$625,168	\$139,225	\$625,168
EVENT INCOME							
UNITY DAY	\$0	\$0	\$0	\$0	\$0	\$0	\$0
WORLD SERVICE CONFERENCE BI-ANNUAL MEETING	\$693	\$0	\$693	\$5,907	\$0	\$5,907	\$0
Total Event Income (Not including event specific)	\$693	\$0	\$693	\$5,907	\$0	\$5,907	\$0
MISCELLANEOUS INCOME							
LICENSED VENDOR PAYMENTS	\$0	\$1,504	(\$1,504)	\$20,996	\$18,050	\$2,946	\$18,050
INTEREST	\$3,535	\$2,219	\$1,316	\$42,358	\$26,627	\$15,731	\$26,627
MISCELLANEOUS	(\$476)	\$0	(\$476)	\$1,980	\$0	\$1,980	\$0
Total Miscellaneous Income	\$3,059	\$3,723	(\$665)	\$65,333	\$44,677	\$20,656	\$44,677
INCOME ALL SOURCES (Not including event specific)	\$621,292	\$481,616	\$139,676	\$6,830,772	\$5,779,393	\$1,051,379	\$5,779,393



Narcotics Anonymous World Services
Consolidated Statement of Activities
(Income Statement)

For the Twelve Months Ending 30 June 2006

EXPENSE	PTD ACTUAL	PTD BUDGET	VARIANCE	YTD ACTUAL	YTD BUDGET	VARIANCE	ADOPTED
LITERATURE PRODUCTION & DISTRIBUTION							
FIXED OPERATIONAL EXPENSES							
MARKETING	\$41,195	\$6,835	\$34,360	\$119,612	\$82,024	\$37,588	\$82,024
IN HOUSE PRODUCTION (not included in Cost of Goods)	\$12,669	\$4,171	\$8,497	\$65,501	\$50,055	\$15,446	\$50,055
TRANSLATIONS (not included in Cost of Goods)	\$4,704	\$1,898	\$2,807	\$29,486	\$22,771	\$6,715	\$22,771
LITERATURE DISTRIBUTION (IRAN)	\$5,437	\$0	\$5,437	\$44,334	\$0	\$44,334	\$0
SHIPPING	\$39,639	\$28,067	\$11,572	\$410,064	\$336,802	\$73,262	\$336,802
LEGAL	\$17,919	\$996	\$16,923	\$123,303	\$11,950	\$111,353	\$11,950
LITERATURE PRODUCTION & DISTRIBUTION TRAVEL	\$1,915	\$299	\$1,616	\$3,943	\$3,593	\$350	\$3,593
INVENTORY ADJUSTMENT	\$0	\$0	\$0	\$0	\$0	\$0	\$0
ACCOUNTING	\$0	\$981	(\$981)	\$10,150	\$11,767	(\$1,617)	\$11,767
PERSONNEL (Includes amount budgeted to variable projects)	\$150,968	\$75,699	\$75,270	\$1,132,652	\$908,386	\$224,266	\$908,386
OVERHEAD	\$71,483	\$36,430	\$35,053	\$485,243	\$437,165	\$48,078	\$437,165
TECHNOLOGY	\$8,256	\$3,886	\$4,370	\$53,526	\$46,637	\$6,889	\$46,637
Subtotal	\$354,185	\$159,263	\$194,923	\$2,477,814	\$1,911,150	\$566,664	\$1,911,150
VARIABLE OPERATIONAL EXPENSES							
BUSINESS PLAN WORK GROUP	\$2,512	\$2,233	\$278	\$14,320	\$26,800	(\$12,480)	\$26,800
LITERATURE & CONVENTION WORKSHOP	\$0	\$2,367	(\$2,367)	\$0	\$28,400	(\$28,400)	\$28,400
Subtotal	\$2,512	\$4,600	(\$2,088)	\$14,320	\$55,200	(\$40,880)	\$55,200
Total Literature Production & Distribution	\$356,697	\$163,863	\$192,835	\$2,492,134	\$1,966,350	\$525,784	\$1,966,350
WORLD SERVICE CONFERENCE SUPPORT							
FIXED OPERATIONAL EXPENSES							
PUBLICATIONS	\$767	\$1,939	(\$1,172)	\$25,956	\$23,269	\$2,687	\$23,269
WORLD SERVICE CONFERENCE BI-ANNUAL MEETING	\$29,958	\$24,167	\$5,791	\$380,219	\$290,000	\$90,219	\$290,000
WORLD BOARD	\$16,560	\$14,751	\$1,809	\$149,218	\$177,013	(\$27,795)	\$177,013
HUMAN RESOURCE PANEL	\$1,144	\$1,261	(\$118)	\$30,143	\$15,136	\$15,007	\$15,136
WSC CO-FACILITATOR	\$965	\$288	\$678	\$4,299	\$3,450	\$849	\$3,450
CONFERENCE RELATED TRAVEL	\$0	\$3,583	(\$3,583)	\$1,502	\$43,000	(\$41,498)	\$43,000
LEGAL	\$0	\$0	\$0	\$0	\$0	\$0	\$0
ACCOUNTING	\$0	\$728	(\$728)	\$7,540	\$8,741	(\$1,201)	\$8,741
PERSONNEL (Includes amount budgeted to variable projects)	\$112,148	\$56,134	\$56,014	\$844,529	\$673,613	\$170,916	\$673,613
OVERHEAD	\$53,657	\$27,712	\$25,945	\$363,583	\$332,544	\$31,039	\$332,544
TECHNOLOGY	\$6,133	\$2,887	\$3,246	\$39,762	\$34,645	\$5,117	\$34,645
Subtotal	\$221,332	\$133,451	\$87,881	\$1,846,750	\$1,601,411	\$245,339	\$1,601,411
VARIABLE OPERATIONAL EXPENSES							
NAWS COMMUNICATIONS AND PUBLICATIONS	\$0	\$0	\$0	\$0	\$0	\$0	\$0
LEADERSHIP IDENTIFICATION & DEVELOPMENT	\$0	\$1,853	(\$1,853)	\$3,481	\$22,240	(\$18,759)	\$22,240
LEADERSHIP QUALITIES IN NA	\$0	\$927	(\$927)	\$0	\$11,120	(\$11,120)	\$11,120
CONSENSUS-BASED DECISION MAKING AT THE WSC	\$0	\$927	(\$927)	\$0	\$11,120	(\$11,120)	\$11,120
CAPTURING LONG TIME MEMBERS EXPERIENCE	\$0	\$1,667	(\$1,667)	\$0	\$20,000	(\$20,000)	\$20,000
WORLD WIDE WORKSHOPS	\$2,316	\$6,333	(\$4,017)	\$123,233	\$76,000	\$47,233	\$76,000
OTHER FINISHED WSC PROJECTS	\$0	\$0	\$0	\$0	\$0	\$0	\$0
Subtotal	\$2,316	\$11,707	(\$9,391)	\$126,714	\$140,480	(\$13,766)	\$140,480
Total World Service Conference Support	\$223,647	\$145,158	\$78,490	\$1,973,464	\$1,741,891	\$231,573	\$1,741,891



Narcotics Anonymous World Services Consolidated Statement of Activities

(Income Statement)

For the Twelve Months Ending 30 June 2006

	PTD ACTUAL	PTD BUDGET	VARIANCE	YTD ACTUAL	YTD BUDGET	VARIANCE	ADOPTED
FELLOWSHIP DEVELOPMENT							
FIXED OPERATIONAL EXPENSES							
PUBLICATIONS	\$21,106	\$14,438	\$6,669	\$146,558	\$173,250	(\$26,692)	\$173,250
FELLOWSHIP SUPPORT	\$39,932	\$2,903	\$37,029	\$148,860	\$34,840	\$114,020	\$34,840
PROFESSIONAL EVENTS	\$8,127	\$2,821	\$5,306	\$73,092	\$33,856	\$39,236	\$33,856
DEVELOPMENTAL LITERATURE	\$24,629	\$11,971	\$12,658	\$241,086	\$143,657	\$97,429	\$143,657
ARCHIVES & INFORMATION MANAGEMENT	\$0	\$4,250	(\$4,250)	\$0	\$51,000	(\$51,000)	\$51,000
LEGAL	\$0	\$0	\$0	\$0	\$0	\$0	\$0
ACCOUNTING	\$0	\$869	(\$869)	\$8,990	\$10,422	(\$1,432)	\$10,422
PERSONNEL (Includes amount budgeted to variable projects)	\$133,715	\$66,782	\$66,933	\$1,003,206	\$801,387	\$201,819	\$801,387
OVERHEAD	\$72,245	\$32,267	\$39,978	\$345,107	\$387,203	(\$42,096)	\$387,203
TECHNOLOGY	\$7,312	\$3,442	\$3,870	\$47,409	\$41,307	\$6,102	\$41,307
Subtotal	\$307,068	\$139,744	\$167,324	\$2,014,308	\$1,676,922	\$337,386	\$1,676,922
VARIABLE OPERATIONAL EXPENSES							
BASIC TEXT PROJECT	\$15,620	\$4,967	\$10,653	\$66,645	\$59,600	\$7,045	\$59,600
PUBLIC RELATIONS STRATEGY	\$0	\$1,853	(\$1,853)	\$1,495	\$22,240	(\$20,745)	\$22,240
SERVICE MATERIALS	\$0	\$1,117	(\$1,117)	\$0	\$13,400	(\$13,400)	\$13,400
SERVICE HANDBOOKS	\$2,034	\$1,853	\$180	\$53,943	\$22,240	\$31,703	\$22,240
SELF-SUPPORT PAMPHLET	\$0	\$0	\$0	\$0	\$0	\$0	\$0
SERVICE STRUCTURE RELATIONSHIP & DEFINITION	\$0	\$927	(\$927)	\$0	\$11,120	(\$11,120)	\$11,120
TARGETED LITERATURE	\$0	\$2,233	(\$2,233)	\$0	\$26,800	(\$26,800)	\$26,800
FELLOWSHIP ISSUE DISCUSSIONS	\$0	\$1,010	(\$1,010)	\$0	\$12,120	(\$12,120)	\$12,120
Subtotal	\$17,654	\$13,960	\$3,694	\$122,084	\$167,520	(\$45,436)	\$167,520
Total Fellowship Development	\$324,721	\$153,704	\$171,018	\$2,136,391	\$1,844,442	\$291,949	\$1,844,442
EVENTS							
FIXED OPERATIONAL EXPENSES							
UNITY DAY	\$0	\$0	\$0	\$0	\$0	\$0	\$0
FUTURE (AND PRIOR) CONVENTIONS	\$9,018	\$1,137	\$7,881	\$55,957	\$13,645	\$42,312	\$13,645
LEGAL	\$0	\$0	\$0	\$0	\$0	\$0	\$0
ACCOUNTING	\$0	\$224	(\$224)	\$5,518	\$2,690	\$2,828	\$2,690
PERSONNEL (Includes amount budgeted to variable projects)	\$35,438	\$17,964	\$17,474	\$263,217	\$215,567	\$47,650	\$215,567
OVERHEAD	\$17,092	\$8,726	\$8,366	\$123,413	\$104,713	\$18,700	\$104,713
TECHNOLOGY	\$1,887	\$888	\$999	\$12,260	\$10,660	\$1,600	\$10,660
Total Events (Not including event specific)	\$63,435	\$28,940	\$34,495	\$460,364	\$347,275	\$113,089	\$347,275
TOTAL EXPENSE ALL SOURCES (Not including event specific)	\$968,501	\$491,663	\$476,837	\$7,062,354	\$5,899,958	\$1,162,396	\$5,899,958
EXCESS REVENUE/EXPENSE (Not including event specific)	(\$347,209)	(\$10,047)	(\$337,162)	(\$231,583)	(\$120,565)	(\$111,018)	(\$120,565)



Narcotics Anonymous World Services Consolidated Statement of Activities

(Income Statement)

For the Twelve Months Ending 30 June 2006

<i>EVENT SPECIFIC</i>	<u>PTD ACTUAL</u>	<u>PTD BUDGET</u>	<u>VARIANCE</u>	<u>YTD ACTUAL</u>	<u>YTD BUDGET</u>	<u>VARIANCE</u>	<u>ADOPTED</u>
<i>EVENT SPECIFIC INCOME</i>							
WCNA-31 INCOME							
REGISTRATION	\$0	\$23,542	(\$23,542)	\$580,120	\$282,500	\$297,620	\$282,500
SPECIAL EVENTS	\$0	\$20,667	(\$20,667)	\$550,515	\$248,000	\$302,515	\$248,000
NEWCOMER DONATIONS	\$0	\$500	(\$500)	\$18,177	\$6,000	\$12,177	\$6,000
MERCHANDISE	\$0	\$24,375	(\$24,375)	\$453,343	\$292,500	\$160,843	\$292,500
OTHER SALES	\$0	\$1,417	(\$1,417)	\$39,136	\$17,000	\$22,136	\$17,000
REBATES	\$0	\$6,250	(\$6,250)	\$172,520	\$75,000	\$97,520	\$75,000
Total Event Specific Income	\$0	\$76,750	(\$76,750)	\$1,813,811	\$921,000	\$892,811	\$921,000
<i>EVENT SPECIFIC EXPENSE</i>							
WCNA-31 EXPENSE							
REGISTRATION	\$0	\$8,725	(\$8,725)	\$260,441	\$104,700	\$155,741	\$104,700
SPECIAL EVENTS PROGRAM	\$0	\$15,842	(\$15,842)	\$504,177	\$190,100	\$314,077	\$190,100
MERCHANDISE	\$0	\$7,875	(\$7,875)	\$203,630	\$94,500	\$109,130	\$94,500
FACILITIES	\$0	\$16,167	(\$16,167)	\$315,004	\$194,000	\$121,004	\$194,000
SUPPORT COMMITTEE	\$0	\$13,083	(\$13,083)	\$202,230	\$157,000	\$45,230	\$157,000
ADMINISTRATION	\$2,223	\$8,288	(\$6,064)	\$141,043	\$99,450	\$41,593	\$99,450
Total Event Specific Expense	\$2,223	\$72,888	(\$70,664)	\$1,644,346	\$874,650	\$769,696	\$874,650
Total Event Specific Excess Revenue/Expense	(\$2,223)	\$3,863	(\$6,086)	\$169,466	\$46,350	\$123,116	\$46,350
INCREASE (DECREASE) NET UNRESTRICTED ASSETS	(\$349,432)	(\$6,185)	(\$343,247)	(\$62,117)	(\$74,215)	\$12,098	(\$74,215)



MANNON KAPLAN, C.P.A.
 GEORGE NADEL RIVIN, C.P.A.
 EDWIN KANEMARU, C.P.A.
 KENNETH R. HOLMER, C.P.A.
 DOUGLAS S. WAITE, C.P.A.
 CHARLES SCHNAID, C.P.A.
 DONALD S. BARNETT, C.P.A.
 CATHERINE C. SAMNER, C.P.A.
 JEFFREY L. BOSS, C.P.A.
 JOANNA BOLERT, C.P.A.
 RONALD D. CHANDLER, C.P.A.
 MICHAEL S. KAPLAN, C.P.A.
 MICHAEL J. QUADREBUCH, C.P.A.
 EDMOND AVANESS, C.P.A.

STANLEY L. MILLER, C.P.A. (1921 - 1995)
 PAUL ARASE, C.P.A.*
 *RETIRED



Miller, Kaplan, Arase & Co., LLP
 CERTIFIED PUBLIC ACCOUNTANTS

SINCE 1941

180 MONTGOMERY STREET

SUITE 1840

SAN FRANCISCO, CALIFORNIA 94104-4233

(415) 956-3600

FAX (415) 956-6517

MEMBERS
 AMERICAN INSTITUTE OF
 CERTIFIED PUBLIC ACCOUNTANTS
 THE CALIFORNIA SOCIETY
 OF CERTIFIED PUBLIC ACCOUNTANTS
 BAKER TILLY INTERNATIONAL
 SIN 95-2039255

OTHER OFFICES:
 NORTH HOLLYWOOD
 LAS VEGAS

WWW.MILLERKAPLAN.COM

Independent Auditors' Report

To the World Board of
 Narcotics Anonymous World Services, Inc.

We have audited the accompanying consolidated statements of financial position of Narcotics Anonymous World Services, Inc. (the "Organization") as of June 30, 2006 and 2005, and the related consolidated statements of activities, functional expenses and cash flows for the years then ended. These consolidated financial statements are the responsibility of the Organization's management. Our responsibility is to express an opinion on these consolidated financial statements based on our audits.

We conducted our audits in accordance with auditing standards generally accepted in the United States of America. Those standards require that we plan and perform the audits to obtain reasonable assurance about whether the consolidated financial statements are free of material misstatement. An audit includes examining, on a test basis, evidence supporting the amounts and disclosures in the financial statements. An audit also includes assessing the accounting principles used and significant estimates made by management, as well as evaluating the overall financial statement presentation. We believe our audits provide a reasonable basis for our opinion.

In our opinion, the consolidated financial statements referred to above present fairly, in all material respects, the financial position of Narcotics Anonymous World Services, Inc. as of June 30, 2006 and 2005, and the changes in its net assets and its cash flows for the years then ended in conformity with accounting principles generally accepted in the United States of America.

Miller, Kaplan, Arase & Co., LLP

MILLER, KAPLAN, ARASE & CO., LLP

August 18, 2006

OVER 65 YEARS OF PROFESSIONAL SERVICE TO THE PUBLIC



Consolidated Statements of Financial Position

30 June 2006 and 2005

	<u>June 30, 2006</u>	<u>June 30, 2005</u>
Current assets:		
Cash and cash equivalents	\$ 2,496,575	\$ 3,480,282
Investments - at fair value	988,966	963,546
Accounts receivable (net of allowance for uncollectible accounts of \$63,597 and \$71,000, respectively)	681,869	622,048
Publication inventory	850,381	660,158
Prepaid expenses	<u>130,763</u>	<u>359,280</u>
Total current assets	<u>5,148,554</u>	<u>6,085,314</u>
Property and equipment:		
Furniture and equipment	2,223,519	1,962,320
Leasehold improvements	<u>831,821</u>	<u>805,814</u>
	3,055,340	2,768,134
Less: accumulated depreciation and amortization	<u>(1,922,416)</u>	<u>(1,625,305)</u>
Total property and equipment - net	<u>1,132,924</u>	<u>1,142,829</u>
Other assets:		
Deposits	50,517	24,260
Trademarks, software and copyrights (net of accumulated amortization of \$746,643 and \$625,991, respectively)	<u>346,564</u>	<u>404,868</u>
Total other assets	<u>397,081</u>	<u>429,128</u>
Total assets	<u><u>\$ 6,678,559</u></u>	<u><u>\$ 7,657,271</u></u>
 Liabilities and net assets		
Current liabilities:		
Accounts payable	\$ 280,906	\$ 248,430
Accrued salaries, vacation and tax withholdings payable	150,613	151,442
Current portion of capital lease obligations	80,836	120,135
Deferred convention revenue	<u>-</u>	<u>1,043,580</u>
Total current liabilities	<u>512,355</u>	<u>1,563,587</u>
Capital leases payable, less current portion	<u>615,834</u>	<u>481,070</u>
Total liabilities	<u>1,128,189</u>	<u>2,044,657</u>
Unrestricted net assets	<u>5,550,370</u>	<u>5,612,614</u>
Total liabilities and net assets	<u><u>\$ 6,678,559</u></u>	<u><u>\$ 7,657,271</u></u>

See accompanying notes to consolidated financial statements.



	July 1, 2005 to June 30, 2006	July 1, 2004 to June 30, 2005
Revenues, gains and other support:		
Sales of publications and program materials	\$ 7,973,244	\$ 7,632,223
Less discounts and cost of sales	<u>2,637,693</u>	<u>2,196,381</u>
Net sales of publications and program materials	5,335,551	5,435,842
Convention registration and other revenue	1,819,718	-
Conference contributions	764,393	802,400
Interest	42,358	23,082
Other	<u>114,299</u>	<u>120,449</u>
Total revenues, gains and other support	<u>8,076,319</u>	<u>6,381,773</u>
Expenses:		
Literature production and distribution	1,790,448	1,577,472
World Service Conference support	2,007,681	1,490,462
Fellowship development	2,225,739	2,210,227
Events	<u>2,114,695</u>	<u>444,187</u>
Total expenses	<u>8,138,563</u>	<u>5,722,348</u>
Change in net assets	(62,244)	659,425
Unrestricted net assets:		
Beginning of year	<u>5,612,614</u>	<u>4,953,189</u>
End of year	<u>\$ 5,550,370</u>	<u>\$ 5,612,614</u>



Consolidated Statements of Functional Expenses

Year Ended 30 June 2006

	June 30, 2006				
	Literature Production and Distribution	World Service Conference Support	Fellowship Development	Events	Total
Expenses:					
Salaries, wages and payroll taxes	\$1,001,574	\$ 711,093	\$ 847,842	\$ 218,797	\$2,779,306
Employee health benefits	109,212	81,130	96,732	24,963	312,037
Retirement contribution	20,802	15,453	18,425	4,755	59,435
Contract labor	3,288	5,573	2,913	752	12,526
Convention expense	-	-	-	1,693,008	1,693,008
Occupancy	139,168	103,382	123,264	31,810	397,624
Travel	15,301	149,947	201,037	1,786	368,071
Conferences	-	417,216	-	-	417,216
Worldwide workshops	-	123,233	-	-	123,233
Telephone	22,139	17,179	19,608	9,649	68,575
Postage	11,554	9,152	14,938	6,668	42,312
Office expense	46,677	35,044	41,342	10,669	133,732
Depreciation and amortization	161,320	119,838	142,884	36,873	460,915
Professional fees	56,822	37,262	44,428	14,663	153,175
Equipment leases	6,722	4,994	5,954	3,498	21,168
Computer expense	42,518	31,585	37,659	9,743	121,505
Insurance	23,920	17,769	21,186	5,467	68,342
Interest expense	55,000	40,857	48,714	12,572	157,143
Developmental literature	-	-	144,252	-	144,252
Free Publications	-	25,957	146,556	-	172,513
Other operating expenses	<u>74,431</u>	<u>61,017</u>	<u>268,005</u>	<u>29,022</u>	<u>432,475</u>
Total expenses	<u>\$1,790,448</u>	<u>\$2,007,681</u>	<u>\$ 2,225,739</u>	<u>\$2,114,695</u>	<u>\$8,138,563</u>



Consolidated Statements of Functional Expenses

Year Ended 30 June 2005

	June 30, 2005				
	Literature Production and Distribution	World Service Conference Support	Fellowship Development	Events	Total
Expenses:					
Salaries, wages and payroll taxes	\$ 863,078	\$ 630,004	\$ 751,159	\$ 193,847	\$ 2,438,088
Employee health bene	96,100	71,388	85,116	21,966	274,570
Retirement contributi	16,290	12,100	14,428	3,723	46,541
Contract labor	731	542	647	167	2,087
Convention expense	-	-	-	75,602	75,602
Occupancy	134,832	100,160	119,423	30,818	385,233
Travel	11,856	194,874	182,602	4,314	393,646
Conferences	-	35,471	-	-	35,471
Worldwide workshops	-	61,164	-	-	61,164
Telephone	21,708	16,926	19,226	9,538	67,398
Postage	6,923	6,038	6,132	3,425	22,518
Office expense	42,267	31,398	37,436	9,661	120,762
Depreciation and amortization	114,392	84,977	101,322	26,147	326,838
Professional fees	55,574	40,326	49,347	12,408	157,655
Equipment leases	21,998	16,342	19,484	5,028	62,852
Computer expense	44,900	33,440	39,768	10,313	128,421
Insurance	19,348	14,373	17,137	4,422	55,280
Interest expense	58,152	43,199	51,506	13,294	166,151
Developmental literatu	-	-	239,619	-	239,619
Free Publications	-	36,144	126,884	-	163,028
Other operating expenses	<u>69,323</u>	<u>61,596</u>	<u>348,991</u>	<u>19,514</u>	<u>499,424</u>
Total expense	<u>\$ 1,577,472</u>	<u>\$1,490,462</u>	<u>\$ 2,210,227</u>	<u>\$ 444,187</u>	<u>\$ 5,722,348</u>



Consolidated Statements of Cash Flows

Years Ended 30 June 2006 and 2005

	<u>June 30, 2006</u>	<u>June 30, 2005</u>
Cash flows from operating activities:		
Change in net assets	\$ (62,244)	\$ 659,425
Adjustment to reconcile change in net assets to net cash provided (used) by operating activities:		
Depreciation and amortization	460,915	326,838
(Increase) decrease in assets:		
Accounts receivable	(59,821)	(6,439)
Publication inventory	(190,223)	7,072
Prepaid expenses	228,517	(308,479)
Deposits	(26,257)	(24,260)
Increase (decrease) in liabilities:		
Accounts payable	32,476	(196,764)
Accrued salaries and withholdings payable	(829)	2,534
Deferred revenue	(1,043,580)	1,043,580
Net cash provided (used) by operating activities	<u>(661,046)</u>	<u>1,503,507</u>
Cash flows from investing activities:		
Purchases of investments	(25,420)	(154,180)
Purchases of property and equipment	(93,917)	(117,039)
Purchases of leasehold improvements	(23,006)	(89,867)
Payments to secure copyrights and trademarks and purchase software	(62,347)	(69,934)
Net cash (used) by investing activities	<u>(204,690)</u>	<u>(431,020)</u>
Cash flows from financing activities:		
Repayment of capital lease obligations	(117,971)	(95,341)
Net cash (used) by financing activities	<u>(117,971)</u>	<u>(95,341)</u>
Net increase (decrease) in cash and cash equivalents	(983,707)	977,146
Cash and cash equivalents:		
Beginning of year	3,480,282	2,503,136
End of year	<u>\$ 2,496,575</u>	<u>\$ 3,480,282</u>

Supplemental disclosures of cash flow information: Interest paid during the years ended June 30, 2006 and 2005 amounted to \$157,142 and \$166,148, respectively.

Non-cash investing and financing activities: During the year ended June 30, 2006 and 2005, NAWS entered into lease obligations for the purchase of equipment in the amount of \$312,780 and \$655,090, respectively. NAWS also retired, without payment, lease obligations in the amount of \$98,144 during the year.



Notes to Consolidated Financial Statements

Independent Auditors' Report Years Ended June 2006 and 2005

Note 1 – Organization and Nature of Activities

Narcotics Anonymous World Services, Inc. (NAWS) was incorporated on 25 January 1977 and is headquartered in Chatsworth, California. In addition, NAWS operates a literature distribution facility in Toronto, Canada and an office in Brussels, Belgium*. NAWS is a not-for-profit organization which provides communications and information for the Fellowship of Narcotics Anonymous (NA). NAWS achieves its purpose by maintaining correspondence with NA groups and service committees, by printing and distributing World Services Conference (WSC) approved literature, and by maintaining the archives and files of NA.

In 1993, NA established the Fellowship Intellectual Property Trust (the Trust). The Trust was established for the purpose of holding and administering all recovery material and other intellectual properties of NA. The Trust is included in the consolidated financial statements of NAWS as a result of common control.

NAWS is exempt under Section 501(c)(3) of the Internal Revenue Code and comparable California Revenue and Taxation Code. The Trust is also exempt under the applicable Internal Revenue Code and comparable California Revenue and Taxation Code. In addition, the Internal Revenue Service has determined that the organization is not a private foundation within the meaning of Section 509(a) of the Internal Revenue Code. Therefore, no provision for Federal and state income taxes was made for either NAWS or the Trust.

Note 2 – Summary of Significant Accounting Policies

A. Consolidation Policy and Basis of Accounting

The accompanying consolidated financial statements include the accounts of NAWS and the Trust. Significant intercompany balances and transactions are eliminated in consolidation. The consolidated financial statements are prepared on the accrual basis of accounting.

B. Financial Statement Presentation

Under Statement of Financial Accounting Standards No. 117, NAWS is required to report information regarding its financial position and activities according to three classes of net assets: unrestricted net assets, temporarily restricted net assets and permanently restricted net assets. As of 30 June 2006 and 2005, NAWS held no temporarily or permanently restricted net assets.

* Although reported in NAWS consolidated financial statements, our branch office in Tehran, Iran was inadvertently omitted from the auditors' notes.



C. Cash and Cash Equivalents

NAWS considers all funds held in checking and savings accounts to be cash and cash equivalents.

D. Investments

NAWS investments are carried at fair value which generally represents quoted market price as of the last business day of the year. The certificates of deposit are valued at cost, which approximates fair value.

E. Publication Inventory

Publications and other items for resale are included in inventories and are carried at the lower of cost or market, with cost determined by the first-in, first-out method.

F. Property and Equipment

Leasehold improvements and furniture and equipment are stated at cost. Major additions are capitalized while replacements, maintenance and repairs, which do not improve or extend the useful life of the asset, are expensed. Depreciation is computed using the straight-line method over the estimated useful lives of the related assets, which are as follows:

Leasehold improvements	5 years
Furniture and equipment	5-10 years

Depreciation expense for the years ended 30 June 2006 and 2005 amounted to \$340,264 and \$212,902, respectively.

G. Trademarks and Copyrights

The cost of acquiring and defending copyrights and trademarks is capitalized and is being amortized over the approximate economic life of the copyright or trademark, which is estimated to be ten years. The cost of computer software is also capitalized and amortized over a period of seven years. Amortization expense for the years ended 30 June 2006 and 2005 amounted to \$120,651 and \$113,936, respectively.

H. Accounts Receivable and Allowance for Doubtful Accounts

Accounts receivable are reported net of an allowance for doubtful accounts. The allowance is based on management's estimate of the amount of receivables that will actually be collected. Management estimates uncollectible accounts based on the age of the receivable and other factors.

I. Translation of Foreign Financial Statements

Financial operations in Canada and Europe are translated throughout the year to United States dollars. Gains or losses resulting from translating foreign currency financial statements are recorded in the consolidated statements of activities.

J. Estimates

The preparation of financial statements in conformity with accounting principles generally accepted in the United States of America requires management to make estimates and assumptions that affect certain reported amounts and disclosures in the financial statements. Actual results could differ from those estimates.



Note 3 – Retirement Plan

NAWS maintains a qualified defined contribution retirement plan, which covers all employees. Under the terms of the plan, employees may elect to contribute pre-tax earnings up to the maximum allowable amount. NAWS matches up to 5% of the deferred earnings based on the employee's number of years of service. The matching contribution to the plan for the years ended June 30, 2006 and 2005 was \$59,435 and \$46,541, respectively.

Note 4 – Operating and Capital Leases

NAWS has entered into capital lease agreements for the use of telephone and office equipment. The total value of the equipment under capital leases is \$901,304. NAWS also leases equipment and facilities under various operating leases. Minimum future lease payments on noncancelable lease commitments, including interest on capital leases, subsequent to June 30, 2006 are as follows:

Year end June 30	Total	Operating Leases	Capital Leases
2007	584,807	322,533	262,274
2008	570,307	321,831	248,476
2009	573,696	333,018	240,678
2010	561,193	320,515	240,678
2111	333,597	92,919	240,678
Thereafter	201,667	21,168	180,509
Total	\$ 2,825,277	\$ 1,411,984	\$ 1,413,293

Total payments made under the leases during the years ended June 30, 2006 and 2005 were \$586,545 and \$578,963, respectively.

Note 5 – Investments

The following summary represents the fair value for each of the investment categories:

	2006	2005
Investments as fair value as determined by quoted market price: US Government and Government Agency obligations	\$ 26,337	\$ 35,128
Investment as fair value as determined cost:		
Money market accounts	317,259	296,125
Certificates of deposit	645,370	632,293
Total	\$ 988,966	\$ 963,546



Note 6 – Concentration of Credit Risk

NAWS places its cash and cash equivalents with high quality financial institutions. From time to time, the balance exceeds the Federal Deposit Insurance Corporation insurance limit.

Note 7 – Employment Contract

NAWS has entered into an employment agreement with its Executive Director for employment services. The agreement provides for compensation and benefits and expires on 31 December 2009. Should the agreement be terminated by NAWS certain amounts would be payable to the Executive Director as defined in the agreement.



Donation by Region

	Jul 2005/Jun 2006 Donations		2004/2005
	Number	Amount	Donations
ABCD Region	26	\$1,307.44	\$1,945.61
3981401 Mohawk River Area	12	283.47	136.08
3981402 Albany/Rensselaer Area (NY)	7	289.06	421.56
3981601 ABCD Region	7	734.91	1,387.97
Alabama - Northwest Florida	13	\$8,684.31	\$7,256.34
3011401 Greater Pensacola ASC	2	792.87	182.09
3011201 Freedom Group of NA (AL)	0	0.00	100.00
3011212 Third Tradition Group (FL)	1	221.50	0.00
3011213 Just for Today Group (AL)	1	100.00	100.00
3011214 The Grant Group (AL)	8	190.00	75.00
Individual Members	0	0.00	60.00
3011601 Alabama/NW Florida RSC	1	7,379.94	6,739.25
Alaska Region	7	\$1,105.00	\$1,400.00
3021601 Alaska RSC	1	1,000.00	1,000.00
3021201 Out and About Group (AK)	1	20.00	0.00
3021205 To the Point Group (AK)	1	20.00	75.00
3021208 Frozen Chozen Group	4	65.00	200.00
3021210 New Way of Life Group (AK)	0	0.00	125.00
Alsask Region	9	\$4,235.04	\$1,436.36
3733001 Alsask Regional Convention	2	2,724.82	0.00
3731201 The Nooner Group (AB)	2	135.00	33.75
3731202 Winds of Chance Group (AB)	3	22.50	0.00
3731209 Gift of Life Group (AB)	0	0.00	94.08
3731210 New Hope Group (AB)	0	0.00	94.09
3731601 Alsask RSC	2	1,352.72	1,214.44
Aotearoa - New Zealand Region	3	\$2,777.70	\$4,945.05
Individual Members	1	20.00	0.00
3761601 Aotearoa/New Zealand RSC	2	2,757.70	4,945.05
Argentina Region	3	\$1,800.00	\$600.00
3861601 Argentina RSC	3	1,800.00	600.00
Arizona Region	16	\$20,854.95	\$18,621.50
3031401 Can NA Area	0	0.00	446.30
3031403 East Valley Area	6	1,618.62	1,326.68
3031201 Steps "R" Us Group	1	100.00	0.00
3031202 Apache Junction NA	3	76.71	81.44
3031205 Recovery & Beyond Group	1	236.59	0.00
3031206 Grupo Primero Lo Primero	0	0.00	124.00
3031207 Spiritually Fit Women	1	16.21	0.00
Individual Members	1	100.00	100.00
3031601 Arizona RSC	3	18,706.82	16,543.08
Arkansas Region	22	\$2,845.16	\$3,058.18
3041402 Central Arkansas Area	3	274.62	1,132.85
3041404 Texarkana Area	2	1,083.43	404.69
3041201 Paragould NA Group	2	293.71	260.00
3041202 New Freedom Group (TX)	5	300.00	50.00
3041203 Recovery in the Daylight	1	139.58	0.00
3041204 Cope Without Dope Group (AR)	0	0.00	300.00
3041205 Clean & Serene Group (AR)	2	91.83	180.01
3041209 Saturday Night Live Group (AR)	1	100.00	273.46
3041211 Common Bond Group (AR)	4	200.00	160.00
3041212 We Do Recover Group (AR)	0	0.00	200.00
Individual Members	1	32.87	14.65
3041601 Arkansas RSC	1	329.12	82.52



		Jul 2005/Jun 2006 Donations		2004/2005
		Number	Amount	Donations
Australia Region		2	\$20,746.40	\$10,000.00
3831601	Australia Region	2	20,746.40	10,000.00
Baja-son Region		0	\$0.00	\$200.00
3283001	Baja - Cachanilla Convention	0	0.00	200.00
Best Little Region		21	\$1,999.86	\$2,337.81
3061401	Unity Area of West Texas	1	115.00	0.00
3061403	Panhandle Area (TX)	9	329.04	38.49
3063001	Best Little Region Convention	1	972.82	1,232.20
3061201	Serenity Group (TX)	7	338.00	28.00
3061202	12 Steps - New Life Group	0	0.00	338.47
3061204	Nothing to Fear Group (TX)	0	0.00	24.00
3061208	NA Hope Group (TX)	2	45.00	0.00
3061601	Best Little Region RSC	1	200.00	676.65
Bluegrass-Appalachian Region		10	\$2,083.00	\$900.00
30K1401	Grass Roots Area	1	500.00	0.00
30K1201	Another Chance Group (KY)	2	100.00	0.00
30K1202	Hugs Not Drugs Group (KY)	1	100.00	0.00
30K1203	Monticello Group (KY)	1	100.00	0.00
	Individual Members	1	33.00	0.00
30K1601	Bluegrass-Appalachian RSC	4	1,250.00	900.00
Brazil Region		3	\$709.00	\$362.00
3821401	CSA Vale Dos Sinos	1	40.00	0.00
	Individual Members	1	20.00	50.00
3821601	Regiao Brazil	1	649.00	0.00
3822001	Brazil Unity Day	0	0.00	312.00
British Columbia Region		10	\$3,478.59	\$4,275.00
3071404	Fraser Valley Area	0	0.00	750.00
3071406	South Vancouver Island	2	1,651.04	18.75
3071203	Saturday Night Live Group	1	9.75	18.75
3071205	Port Hardy NA	1	37.50	0.00
3071208	Taking Care of Business (TCOB)	2	105.30	0.00
3071211	Wednesday Men's Group	1	37.50	0.00
3071213	Free at Last Group	0	0.00	75.00
	Individual Members	2	137.50	37.50
3071601	British Columbia RSC	1	1,500.00	3,375.00
Buckeye Region		9	\$13,890.00	\$2,350.00
3081401	Western Reserve Area (WRASCNA)	5	90.00	100.00
3081402	Great Lakes Area (OH)	0	0.00	500.00
3081403	Western Area General Service	2	500.00	0.00
3081201	Survivors Group (OH)	0	0.00	50.00
3081601	Buckeye RSC	2	13,300.00	1,700.00
Southern Brazil Region		0	\$0.00	\$0.00
California Inland Region		4	\$10,799.44	\$6,567.07
3801201	Thank God It's Friday Meeting	1	50.00	0.00
3801202	Life on Life's Terms Group	1	50.00	0.00
3801601	California Inland RSC	2	10,699.44	6,567.07
California Midstate Region		8	\$3,096.71	\$67.01
3091401	Foothill Area	3	36.50	0.00
3091201	Friday Morning Early Start	1	4.65	53.45
3091202	Freedom on Friday	1	70.00	0.00
3091205	NA Nooner Group	1	111.75	0.00
	Individual Members	1	20.00	0.00
3091601	California Midstate RSC	1	2,853.81	13.56



		Jul 2005/Jun 2006 Donations		2004/2005
		Number	Amount	Donations
Canadian Atlantic Region		0	\$0.00	\$0.00
Carolina Region		44	\$22,282.81	\$20,665.81
3101401	Sun City Area (SC)	3	600.00	739.77
3101402	South Coastal Area (NC)	10	417.57	262.84
3101404	Greater Charlotte Area	0	0.00	2,513.61
3101405	North Central Carolina Area	1	200.00	0.00
3101201	Miracles Group (NC)	2	348.00	0.00
3101207	Another Chance at Life (SC)	2	78.00	0.00
3101208	Second Chance Group (SC)	1	40.00	254.40
3101210	Flowertown NA	1	80.00	245.50
3101219	Welcome Home Group (NC)	0	0.00	92.00
3101226	Stay Clean Group (SC)	0	0.00	600.00
3101231	Surrender to Win Group (NC)	0	0.00	35.00
3101232	Worth the Ride Group	1	243.34	0.00
3101234	Gateway to Freedom Group	9	134.00	201.00
3101236	Basic Text Express (NC)	3	75.00	75.00
3101239	Miracles Home Group (SC)	0	0.00	-15.60
3101240	Free Spirit Group (SC)	1	54.99	516.29
3101241	NAPD Group (NC)	1	111.00	100.00
3101242	Miracles Happen Group (NC)	2	54.66	46.00
3101243	Key of Life Group (SC)	1	47.25	0.00
	Individual Members	2	100.00	0.00
3101601	Carolina RSC	4	19,699.00	15,000.00
Central California Region		42	\$5,255.74	\$22,188.56
3111401	Central Coast Area	9	358.64	390.96
3111402	Gold Coast Area	13	789.33	1,712.49
3111404	Kern County Area	4	400.00	550.00
3111201	Simi Valley Late Night Group	0	0.00	1.66
3111204	New Attitudes Group	5	948.57	0.00
3111210	Step Study Group	0	0.00	627.20
3111211	Wednesday Steps & Traditions	1	113.10	0.00
3111216	Kern River Valley Group	1	10.00	125.00
3111217	Friday Step Study Group	7	1,117.00	586.00
	Individual Members	0	0.00	63.00
3111601	Central California RSC	2	1,519.10	18,132.25
Chesapeake & Potomoc Region		11	\$9,355.18	\$18,562.94
3121401	Northern Virginia Area (NORVA)	1	1,500.00	1,500.00
3121201	It Works How & Why Group (MD)	3	25.02	74.57
3121203	Another Look Group (VA)	2	52.00	23.00
3121204	Savage Survivors Group	1	100.00	0.00
3121206	Crackerbox Group (VA)	0	0.00	300.00
	Individual Members	3	2,135.00	50.00
3121601	Chesapeake and Potomoc RSC	1	5,543.16	16,615.37
Chicagoland Region		20	\$7,264.54	\$4,646.30
3131402	Joliet Area	0	0.00	500.00
3131403	SWANA	1	16.00	78.80
3131404	South City Area	0	0.00	825.38
3131405	North City ASC	8	1,058.92	526.12
3131202	Basic Meeting	1	70.00	0.00
3131210	Tu I Teraz NA Group	0	0.00	80.00
3131211	Saturday Night Live Group	0	0.00	10.00
3131212	Night before Xmas	8	199.62	0.00
3131213	Our Home Group	1	20.00	0.00
	Individual Members	0	0.00	126.00
3131601	Chicagoland RSC	1	5,900.00	2,500.00



		Jul 2005/Jun 2006 Donations		2004/2005
		Number	Amount	Donations
Chile Region		0	\$0.00	\$50.00
30E1601	Chile Region	0	0.00	50.00
Colombia Region		29	\$546.56	\$151.91
3141400	Cartagena ASC	1	1.76	0.00
3141401	Cali ASC Colombia	0	0.00	20.00
3143001	Convencion CSA Bogata	0	0.00	86.15
3141202	Grupo la Playa	12	57.03	45.76
3141203	Grupo Nuevo Amenecer	1	0.88	0.00
3141205	Grupo el Socorro	5	8.37	0.00
3141206	Grupo Si Nos Recuperamos	3	8.84	0.00
3141601	Colombia RSC	3	469.68	0.00
Colorado Region		20	\$2,810.96	\$5,751.37
3151404	Boulder Area	0	0.00	50.00
3151405	Mile High Area	1	250.00	2,215.17
3151201	Blues Breakers Group	0	0.00	102.81
3151202	No Name Group	1	18.00	0.00
3151205	Clean & Serene Group	6	177.66	0.00
3151215	Golden Group	5	70.00	58.00
3151216	Really Last Chance Group	0	0.00	51.48
3151220	Road to Golden Recovery	1	20.25	13.91
3151222	Fort Morgan Group	0	0.00	40.00
3151223	Ultimate high Group	0	0.00	20.00
3151224	NA Tues-Thur Aspen	0	0.00	200.00
3151225	Last Chance NA Group	2	25.00	0.00
	Individual Members	1	10.00	0.00
3151601	Colorado RSC	3	2,240.05	3,000.00
Connecticut Region		19	\$12,600.88	\$24,814.04
3161401	Greater Hartford (GHANA)	4	1,535.16	1,800.99
3161201	No Other Way Group	5	231.37	184.23
3161203	Steppin' Thru It All Group	4	263.12	307.00
3161204	New Generation Group	1	341.69	0.00
3161205	Powerless Group	0	0.00	81.67
3161206	Straight Ahead Group	0	0.00	24.00
	Individual Members	0	0.00	115.00
3161601	Connecticut RSC	5	10,229.54	22,301.15
Costa Rica Region		2	\$600.00	\$0.00
3951601	Costa Rica Region	2	600.00	0.00
Denmark Region		0	\$0.00	\$0.00
Dominican Republic Region		0	\$0.00	\$319.96
30J1601	Dominican Republic Region	0	0.00	319.96
Eastern New York Region		9	\$7,803.72	\$17,562.07
30A1402	Nassau Area	0	0.00	5,000.00
30A1403	Eastern Long Island Area	0	0.00	50.00
30A1404	Metro Area Hispana	1	2,000.00	0.00
30A3001	NASCOMM Corp	0	0.00	10,000.00
30A1203	Dykers Heights Recovery Group	0	0.00	23.00
30A1204	Keeping It Green Group	0	0.00	20.00
30A1206	Life after Drugs Group	0	0.00	75.00
30A1208	Conspiracy of Recovery Group	2	175.00	172.00
30A1210	Keep It Simple Group	1	32.00	0.00
30A1212	Wish You Were Here	0	0.00	75.00
30A1213	Happy, Joyous & Free	1	23.00	0.00
30A1216	Merrick Sunrise	0	0.00	182.10
30A1217	Practicing Principles Group	0	0.00	292.19
	Individual Members	1	25.00	100.00
30A1601	Eastern New York Region	3	5,548.72	1,572.78



		Jul 2005/Jun 2006 Donations		2004/2005
		Number	Amount	Donations
Eastern Pennsylvania Region		1	\$3,000.00	\$500.00
3001601	Eastern Pennsylvania Region	1	3,000.00	500.00
Ecuador Region		0	\$0.00	\$110.00
3931601	Ecuador Region	0	0.00	110.00
Florida Region		60	\$11,924.90	\$7,942.60
3181401	Greater Orlando Area	4	1,607.99	1,394.07
3181402	Palm Coast Area	3	1,389.23	1,213.00
3181404	Daytona Area	1	321.17	0.00
3181201	Steps to Freedom Group	5	109.50	0.00
3181203	A Train to Somewhere Group	5	149.78	198.14
3181204	Sunday Skool Group	5	62.54	33.11
3181206	Kissimmee Connection	6	145.81	158.27
3181207	The Lie Is Dead Group	5	83.75	99.80
3181213	United We Stand Group	0	0.00	15.00
3181214	Miracles of Faith Group	3	61.00	68.99
3181220	New Attitudes Step Meeting	0	0.00	39.00
3181222	Recovery Matters Group	12	732.00	654.58
3181224	Un Nuevo Amanecer	4	176.32	0.00
	Individual Members	5	375.00	0.00
3181601	Florida RSC	2	6,710.81	4,068.64
Finland Region		1	\$250.00	\$1,319.60
30N1201	Bulevardi Group	1	250.00	0.00
30N1601	Finland RSC/Suomen NA Palvelu	0	0.00	1,319.60
France Region		1	\$339.06	\$0.00
3871601	France RSC	1	339.06	0.00
Free State Region		10	\$49,020.48	\$28,231.61
3191401	East of the Bay Area	0	0.00	450.77
3193001	Free State Regional Convention	1	10,750.00	10,817.40
3193002	Ocean Gateway Area Convention	1	2,375.00	0.00
3191210	Thursday Night Candlelight	0	0.00	7.25
3191213	Day by Day Group (MD)	1	10.00	0.00
	Individual Members	1	100.00	100.00
3191601	Free State RSC	6	35,785.48	16,856.19
Georgia Region		83	\$19,445.71	\$10,197.89
3201402	Coastal Area	0	0.00	488.00
3201403	Marietta Area	1	0.00	0.00
3201202	Good Life Group	2	200.00	0.00
3201203	Clean House Group	1	75.00	0.00
3201205	New Horizon Group	3	105.98	71.04
3201206	International City Group of NA	4	162.54	127.79
3201208	Close Encounters Group	10	427.02	439.00
3201214	Living Free Group	6	379.31	218.11
3201215	Meeting in the Mountains	2	107.00	0.00
3201216	Stone Cold Recovery	4	714.47	697.87
3201219	NA Foundation Group	1	25.00	0.00
3201220	Just for Today Group	4	103.63	60.13
3201223	New Beginnings Group	5	123.78	163.55
3201224	Blind Faith Group	10	568.34	847.84
3201227	Surrender Group	5	350.26	303.11
3201228	New Beginnings Group	1	27.97	306.82
3201229	The Back Room Group	9	941.64	1,196.00
3201231	IP #2 Group of NA	12	308.41	125.09
3201233	Experience, Strength & Hope	1	80.00	178.90
	Individual Members	0	0.00	25.00
3201601	Georgia RSC	2	14,745.36	4,949.64



	Jul 2005/Jun 2006 Donations		2004/2005
	Number	Amount	Donations
German Speaking Region	3	\$788.25	\$1,602.63
3211401 Gebiet Mitte	0	0.00	654.80
3211601 German Speaking RSC	3	788.25	947.83
Greater Illinois Region	3	\$178.10	\$99.53
3223002 Living the Dream Convention	0	0.00	75.00
3221204 Serenity Seekers	0	0.00	32.00
3221214 Progress Not Perfection	0	0.00	-54.96
Individual Members	3	178.10	47.49
Greater New York Region	35	\$5,604.74	\$3,155.91
3231401 Open Arm Area (NY)	1	482.27	0.00
3231403 New York City Area	4	1,468.54	1,967.36
3231404 Bronx Area of NA	1	1,000.00	0.00
3231201 Happy, Joyous & Free (NY)	2	113.00	0.00
3231202 Recovering in Washington Hgts	0	0.00	50.00
3231204 Basic Text Group (NY)	1	12.50	12.50
3231205 Gut Level Group (NY)	1	12.50	12.50
3231209 Serenity Now Group (NY)	5	400.00	0.00
3231216 Women Needing Women	1	26.12	44.50
3231240 The Dream Is Real Group	5	118.38	37.05
3231246 Get Real on the Terrace	0	0.00	15.00
3231248 Carry the Message Group (NY)	1	20.00	484.00
3231249 Miracle on 24th Street	1	26.00	0.00
3231250 Finally Found a Home Group	0	0.00	100.00
3231251 RK/PM	0	0.00	162.00
3231254 Recovery on the Blvd (NY)	2	151.95	200.00
3231256 Together on Sunday (NY)	1	35.00	46.00
Individual Members	7	248.00	25.00
3231601 Greater New York RSC	2	1,490.48	0.00
Greater Philadelphia Region	18	\$2,420.25	\$1,338.99
3241401 Delco Area	3	1,660.25	0.00
3241403 Schuylkill Valley Area	0	0.00	292.10
3241201 Folsom Group	11	385.00	335.00
3241206 Get a Grip Group (PA)	1	50.00	399.39
Individual Members	3	325.00	312.50
Greece Region	0	\$0.00	\$135.64
30F1201 Ilioupolis Groupe	0	0.00	135.64
Guatemala Region	2	\$102.27	\$101.33
30I3001 Tercera Convencion	1	52.27	0.00
30I1601 Guatemala Region	1	50.00	101.33
Hawaii Region	19	\$3,155.26	\$3,668.88
3251401 Oahu Area	12	1,132.53	2,133.77
3253001 Downtown Ohana Annual Picnic	2	75.00	99.00
Individual Members	1	25.00	50.00
3251601 Hawaii RSC	4	1,922.73	1,386.11
India Region	0	\$0.00	\$0.00
Indiana Region	51	\$19,124.21	\$5,129.23
3261401 Cross Roads Area (IN)	5	643.72	69.93
3261402 South Shore Area (IN)	4	1,600.00	1,350.00
3261403 Mid - State Area (IN)	4	555.79	157.50
3261404 Northwestern Indiana Area	1	241.41	0.00
3261405 Northeastern Indiana Area	5	321.76	277.77
3261406 Central Indiana Area (CIASC)	1	250.00	950.00
3261407 North Central Indiana Area	1	523.21	0.00



		Jul 2005/Jun 2006 Donations		2004/2005
		Number	Amount	Donations
Indiana Region, continued				
3263001	Indiana Region Convention	1	9,000.00	500.00
3263002	End of Summer Celebration	1	135.00	0.00
3261201	Starting Over Group (IN)	0	0.00	130.00
3261206	Jimmy's Kids Group	0	0.00	25.00
3261209	It Works How & Why Group (IN)	1	60.00	65.00
3261210	There Is Hope Group (IN)	3	32.26	100.00
3261212	Tuesday Night NA (IN)	10	69.94	82.74
3261219	Miracles of Recovery	5	100.00	60.00
	Individual Members	3	135.00	0.00
3261601	Indiana RSC	6	5,456.12	1,361.29
Iowa Region		4	\$5,002.45	\$2,500.00
3271201	Oskaloosa's Miracles Group	1	52.45	0.00
3271204	Rathbun Regional NA	1	50.00	0.00
3271601	Iowa RSC	2	4,900.00	2,500.00
Iran Region		2	\$10,055.00	\$4,919.52
30M1201	Isfahan Group	1	55.00	0.00
30M1601	Iran Region	1	10,000.00	4,919.52
Israel Region		0	\$0.00	\$18.00
30L1201	Primary Purpose Group (Israel)	0	0.00	18.00
Italy Region		0	\$0.00	\$0.00
Ireland Region		0	\$0.00	\$1,180.22
3881601	Ireland RSC	0	0.00	1,180.22
Japan Region		4	\$1,828.87	\$0.00
	Individual Members	1	20.00	0.00
3291601	Japan Region	3	1,808.87	0.00
Kentuckiana Region		15	\$1,193.42	\$3,127.02
3301402	South Central Kentucky Area	0	0.00	100.00
3301403	Kentucky Survivors Area	2	700.00	0.00
3301201	Therapeutic Value Group (KY)	0	0.00	89.02
3301203	How It Works Group (IN)	10	374.42	250.00
3301210	No Name Group (KY)	1	60.00	0.00
3301212	Easy Does It Group (KY)	0	0.00	63.00
3301213	Happy Joyous & Free (KY)	0	0.00	25.00
3301214	Here & Now Group (KY)	1	50.00	0.00
	Individual Members	1	9.00	0.00
3301601	Kentuckiana RSC	0	0.00	2,600.00
Le Nordet Region		0	\$0.00	\$150.00
3891601	Le Nordet RSC	0	0.00	150.00
Lone Star Region		59	\$6,993.68	\$4,582.25
3311403	Fort Worth Area	1	200.00	72.50
3313001	Fort Worth Area Convention	1	1,877.32	0.00
3311202	Miracles Happen Group (TX)	0	0.00	175.00
3311203	Another Chance Group (TX)	2	165.76	515.43
3311204	Eastside Recovery Group (TX)	1	278.00	0.00
3311205	Any Lengths Group (TX)	3	20.00	0.00
3311206	High on Life Group (TX)	0	0.00	80.00
3311207	Just for Today Group (TX)	2	75.00	0.00
3311208	Living Recovery Group (TX)	0	0.00	49.47
3311209	New Beginnings Group (TX)	1	50.00	0.00
3311210	Richardson Group	1	19.12	137.33
3311211	Northside NA Group (TX)	6	517.40	318.35
3311212	Last House on the Block (TX)	6	250.08	282.51
3311220	Fort Worth 24 Hour NA Group	0	0.00	350.00



		Jul 2005/Jun 2006 Donations		2004/2005
		Number	Amount	Donations
Lone Star Region, continued				
3311221	Refinishing Group	4	175.00	250.00
3311223	Broadway Group (TX)	12	1,301.00	516.66
3311224	Keep It Simple Group (TX)	0	0.00	235.00
3311225	Serenity Point Group (TX)	6	260.00	0.00
3311226	Downtown Group (TX)	8	80.00	0.00
	Individual Members	1	125.00	0.00
3311601	Lone Star RSC	4	1,600.00	1,600.00
Louisiana Region		3	\$135.00	\$3,282.33
3321201	HOWL Group (LA)	1	25.00	0.00
3321202	Mission Critical Group	1	50.00	0.00
3321206	Miracles Happen Group (LA)	0	0.00	25.00
3321207	Never Alone Group (LA)	0	0.00	40.00
	Individual Members	1	60.00	0.00
3321601	Louisiana RSC	0	0.00	3,217.33
Metro Detroit Region		23	\$5,786.91	\$3,993.51
3781401	WW/MC Area	10	3,191.91	2,178.90
3781402	Tri - Cities Area (MI)	0	0.00	200.00
3781201	Unconditional Love Group	1	75.00	0.00
	Individual Members	1	20.00	0.00
3781601	Metro Detroit RSC	11	2,500.00	1,614.61
Mexico Region		0	\$0.00	\$0.00
Michigan Region		34	\$8,742.53	\$10,088.95
3331401	Greater Grand Rapids Area	4	591.50	534.93
3331402	Capital Area (MI)	4	300.89	161.71
3331403	Battle Creek Area	1	20.00	88.60
3331404	Monroe County Area	0	0.00	25.00
3331405	Tri - City Area	1	510.64	0.00
3331201	Better Late Than Never (TX)	1	500.00	0.00
3331202	Natural Life Group	1	50.00	0.00
3331207	Heavenly Express Group (MI)	12	450.00	301.00
3331211	Just for Today Group (MI)	0	0.00	25.00
3331216	Benton Harbor Group	1	10.00	60.00
3331222	Insight Group (MI)	1	50.00	0.00
3331223	Unconditional Love Group	1	25.00	0.00
3331225	Coming Together Group	0	0.00	10.00
3331226	Today's Reality Group	0	0.00	45.00
	Individual Members	3	33.50	60.00
3331601	Michigan RSC	4	6,201.00	8,777.71
Mid America Region		13	\$4,861.43	\$1,917.23
3341001	Billy Mc	2	50.00	0.00
3341201	Gift of Life Group	1	61.00	0.00
3341202	Keep It Simple Group (KS)	1	20.00	0.00
3341203	Just for Today Group (KS)	3	275.00	0.00
3341204	SOS Group (KS)	1	25.00	0.00
3341217	Recovery First Group (KS)	3	213.60	299.75
3341218	Nothing to Fear Group (KS)	1	50.00	150.00
3341219	Flying Free Group (KS)	0	0.00	250.00
3341221	Blue Ridge NA (KS)	0	0.00	85.00
3341222	New Hope Group (KS)	0	0.00	75.00
3341601	Mid America RSC	1	4,166.83	1,057.48
Mid Atlantic Region		8	\$13,971.93	\$12,290.85
3351401	Small Wonder Area of NA	4	1,700.00	0.00
	Individual Members	1	100.00	0.00
3351601	Mid Atlantic RSC	3	12,171.93	12,290.85



	Jul 2005/Jun 2006 Donations		2004/2005
	Number	Amount	Donations
Minnesota Region	8	\$2,156.20	\$5,925.86
3361401 Open Door Area	0	0.00	131.14
3361402 Northern Lights Area (WI)	0	0.00	768.71
3361404 Southwest Minnesota Area	0	0.00	30.00
3363001 S Minnesota Recovery Blast	2	2,050.00	0.00
3361201 Coop Group (MN)	3	30.32	37.39
3361202 Freedom from Addiction Group	0	0.00	50.00
3361203 We Are Recovering Group	1	20.00	0.00
3361206 Hugs Not Drugs Group (MN)	1	5.88	0.00
3361211 Kasson Awareness (MN)	0	0.00	2.00
3361212 Ain't Dead Yet Group (MN)	0	0.00	10.00
3361213 Tuesday AM Women's Group	0	0.00	20.00
Individual Members	1	50.00	3.00
3361601 Minnesota RSC	0	0.00	4,873.62
Mississippi Region	3	\$530.00	\$1,328.00
3921401 Mississippi Delta Area (MDANA)	1	100.00	100.00
3921201 Just for Today Group (MS)	0	0.00	218.00
3921202 Just for Tonight Group (MS)	1	30.00	0.00
3921203 Mainline Recovery Group	0	0.00	10.00
3921601 Mississippi Region	1	400.00	1,000.00
Montana Region	2	\$1,120.51	\$990.17
3371601 Montana RSC	2	1,120.51	990.17
Mountain Valley Region	7	\$2,102.72	\$5,623.16
3381401 Green Mountain Area (VT)	0	0.00	2,500.00
3381404 Berkshire County Area (MA)	5	1,067.62	741.26
3381601 Mountain Valley RSC	2	1,035.10	2,381.90
Mountaineer Region	2	\$1,050.00	\$0.00
3391201 Another Way Group (WV)	1	50.00	0.00
3391601 Mountaineer RSC	1	1,000.00	0.00
Northeast Atlantic Region	2	\$164.70	\$195.00
3401403 Annapolis Valley Area (NS)	0	0.00	24.75
3401405 New Brunswick Area (NB)	1	149.70	0.00
3401201 Foundation Group (NS)	0	0.00	131.25
3401205 SOS Group (NB)	1	15.00	15.00
Individual Members	0	0.00	24.00
Nebraska Region	22	\$3,424.66	\$2,771.73
3411402 Central Nebraska Area	2	103.73	168.54
3411404 Elkhorn Valley Area	7	211.49	193.99
3411201 Making a Difference Group (NE)	1	25.00	0.00
3411202 Prime Time Group (NE)	2	25.00	0.00
3411203 Survivors Group (NE)	0	0.00	569.00
3411204 No Name Group (NE)	1	210.00	0.00
3411205 New Day Group (NE)	2	135.48	57.26
3411208 Happy Havelock Group	2	95.82	170.50
3411214 Thursday How & Why (NE)	2	89.35	102.70
3411215 Tuesday Night Let It Out	0	0.00	15.00
Individual Members	0	0.00	20.00
3411601 Nebraska RSC	3	2,528.79	1,474.74
New England Region	13	\$30,857.86	\$15,592.31
3421401 Martha's Vineyard Area (MA)	2	5,000.00	0.00
3421201 A Fellowship for Living Group	1	184.07	0.00
3421202 Watertown Men's Group (MA)	0	0.00	89.00
3421214 Truth Is in the Book (MA)	0	0.00	30.00



		Jul 2005/Jun 2006 Donations		2004/2005
		Number	Amount	Donations
New England Region, continued				
3421215	MGA Step Group (MA)	0	0.00	10.00
3421216	Sunday Morning 12 Step Group	3	37.66	0.00
	Individual Members	2	374.00	64.55
3421601	New England RSC	5	25,262.13	15,398.76
New Jersey Region		25	\$14,193.68	\$29,570.87
3431401	Burlington County Area	5	1,089.38	992.27
3431403	Freedom Through Unity Area	5	677.30	438.41
3433001	Ocean Area Convention	0	0.00	2,133.36
3431201	Burning Desire Group (NJ)	0	0.00	268.31
3431202	What's in a Name Group (NJ)	3	322.00	34.30
3431203	New Leaf Group	0	0.00	50.00
3431206	Step Up Group (NJ)	0	0.00	125.00
3431207	New Beginning Group (NJ)	0	0.00	50.00
	Individual Members	5	950.00	163.00
3431601	New Jersey RSC	7	11,155.00	25,316.22
North Carolina Region		25	\$3,143.75	\$4,732.24
3101406	Capital Area (NC)	9	1,159.07	1,621.05
30P1201	Power to Live Group	2	144.50	0.00
30P1202	I Can't We Can Group (NC)	1	11.29	0.00
30P1203	Just for Today Group (NC)	4	96.64	157.01
30P1204	Nothing to Fear Group (NC)	1	58.45	0.00
30P1205	Last Stop Group (NC)	1	15.00	0.00
3101202	New Connections Group (NC)	4	486.33	0.00
	Individual Members	1	5.00	0.00
30P1601	North Carolina RSC	2	1,167.47	2,954.18
Northeast Region (NERF)		0	\$0.00	\$0.00
Northern California Region		124	\$57,204.56	\$146,090.25
3441401	San Francisco Area	11	800.00	1,414.36
3441402	Greater Ssa Jose Area	10	9,757.94	3,137.44
3441403	Contra Costa Area	11	1,630.06	2,441.13
3441405	East Bay North Area	6	360.00	300.00
3441406	Monterey County Area (CA)	1	100.00	0.00
3441410	Humboldt - Del Norte Area (HD)	2	100.00	0.00
3441201	Recovery Rocks Group (CA)	0	0.00	50.00
3441203	Free at Last Group (CA)	6	283.50	102.50
3441205	Echoing in Recovery (CA)	0	0.00	50.00
3441206	Steps to Freedom Group (CA)	1	200.00	0.00
3441209	Tuesday NA Group (CA)	1	30.00	50.00
3441210	Stepology 101 Group	5	65.00	5.00
3441211	Recovery in Progress (CA)	0	0.00	51.26
3441212	Clean & Creative Group (CA)	2	10.00	0.00
3441213	Tuesday Night Discussion (CA)	1	7.82	0.00
3441214	Addicts in the Alley (CA)	6	152.75	0.00
3441216	Monday Nite Women's Meeting (CA)	1	30.00	0.00
3441217	Marysville NA Group (CA)	1	44.00	0.00
3441219	Step Study Group (CA)	1	10.00	82.43
3441220	West Portal Friday Night (CA)	2	85.00	0.00
3441221	We Care Group (CA)	2	47.00	0.00
3441225	The Haight Group	1	10.00	0.00
3441227	Orland Mustard Seed Group	4	99.03	0.00
3441228	Alcohol Is a Drug Group	2	65.00	57.50
3441229	Courage to Chance Group (CA)	0	0.00	100.00
3441239	Joe's Place Group	5	45.00	65.00
3441245	Young Peoples Group (CA)	12	219.76	17.50
3441246	Crest Group	0	0.00	249.50
3441250	Recovery Rocks Group (CA)	0	0.00	85.00



		Jul 2005/Jun 2006 Donations		2004/2005
		Number	Amount	Donations
Northern California Region, continued				
3441251	Point of Freedom Group	1	270.00	100.00
3441252	Willow Glen Group	12	1,482.00	945.96
3441253	How Was Your Week Group	1	50.27	0.00
	Individual Members	10	626.00	330.00
3441601	Northern California RSC	6	40,624.43	136,455.67
Northern New England Region		13	\$790.42	\$6,689.61
3381201	Learning to Live Group (NH)	0	0.00	145.00
3381202	Back to Reality Group (VT)	1	61.00	0.00
3451207	Vision of Hope Group (NH)	9	147.72	259.87
	Individual Members	1	15.00	7.00
3451601	Northern New England RSC	2	566.70	6,277.74
Northern New Jersey Region		18	\$6,496.22	\$3,058.00
3461401	Northwest New Jersey Area	1	150.00	0.00
3461402	Bergen Area	3	1,048.00	0.00
3461405	Hudson County Area	3	231.25	130.00
3461406	Inner City Area	3	516.97	0.00
3461201	Hope on Third Street	1	50.00	0.00
3461203	Rockaway Recovery	0	0.00	28.00
3461601	Northern New Jersey RSC	7	4,500.00	2,900.00
Northern New York Region		7	\$621.63	\$1,485.27
3471401	Rochester Area	0	0.00	30.00
3471403	Heart of New York Area	0	0.00	975.00
3471201	Feelings Group (NY)	0	0.00	52.00
3471202	NA Recovery.org (NY)	2	335.65	0.00
3471204	Stay Alive Group (NY)	0	0.00	19.19
3471215	Together We Can Group (NY)	2	150.00	0.00
3471221	Recovery on the Hill (NY)	0	0.00	75.00
	Individual Members	1	20.00	50.00
3471601	Northern New York RSC	2	115.98	284.08
Norway Region		1	\$4,730.53	\$4,715.50
3971601	Norway Region	1	4,730.53	4,715.50
Ohio Region		25	\$14,080.93	\$8,672.28
3481401	Greater Cincinnati Area	9	1,617.00	1,339.52
3481406	Springfield Area (SASCNA)	0	0.00	100.00
3481201	Never Alone Group (OH)	0	0.00	200.00
3481202	Free Today Group (OH)	4	45.00	44.00
3481215	West Side Story Group	2	45.00	0.00
3481218	Monday Night Maysville NA	0	0.00	200.00
3481221	Our Way Not Mine Group	0	0.00	10.00
3481222	Miracles on Moxahala (OH)	0	0.00	200.00
3481227	Lateral Group (OH)	1	100.00	150.00
3481234	Landen-Mason Recovery Group	1	9.94	0.00
3481236	New Alive Group (OH)	0	0.00	50.00
	Individual Members	1	500.00	110.00
3481601	Ohio RSC (ORSCNA)	7	11,763.99	6,268.76
Oklahoma Region		22	\$3,146.02	\$8,603.90
3491403	Western Area (OK)	4	203.39	100.00
3491201	Ties That Bind Group (OK)	1	39.50	0.00
3491203	Noontime Connection Group	1	100.00	0.00
3491204	A Simple Way Group (OK)	1	10.00	0.00
3491207	Peace of Mind Group (OK)	3	139.52	55.00
3491213	Northside Stroll Group	1	90.00	0.00
3491214	Duncan NA Group	1	25.00	25.00
3491216	Key to Life Group (OK)	1	100.00	0.00
3491217	Claremore NA (OK)	4	200.00	160.00



		Jul 2005/Jun 2006 Donations		2004/2005
		Number	Amount	Donations
Oklahoma Region, continued				
3491218	Foyil Group (OK)	0	0.00	45.00
3491221	Thursday No Grass (OK)	1	36.61	78.62
3491222	Message of Hope Group (OK)	0	0.00	140.28
3491223	New Hope Group (OK)	1	52.00	0.00
	Individual Members	2	150.00	0.00
3491601	Oklahoma RSC	1	2,000.00	8,000.00
Ontario Region		24	\$11,302.36	\$3,987.09
3501401	NASCNA	0	0.00	225.00
3501402	Toronto Area Service Committee	7	704.37	378.70
3501404	Ottawa Area	3	333.40	0.00
3501405	Golden Triangle Area	1	1,875.00	0.00
3501201	Saturday Night Live Group (ON)	0	0.00	18.75
3501202	Clean & Serene Group (ON)	1	28.77	0.00
3501207	Just for Today Group (ON)	0	0.00	37.50
3501212	Freedom Group (ON)	2	70.94	45.00
3501214	Faith in Life Group (ON)	4	442.38	0.00
3501215	Welcome Home Group (ON)	4	337.50	282.14
	Individual Members	1	10.00	0.00
3501601	Ontario RSC	1	7,500.00	3,000.00
Pacific Cascade Region		23	\$6,839.24	\$4,274.14
3511401	Coos Bay Area (OR)	1	284.45	0.00
3511406	Central Oregon High Desert ASC	0	0.00	207.00
3511407	Linn-Benton-Lincoln Area (OR)	2	281.57	0.00
3513004	Pacific Cascade Convention	1	1,716.53	437.50
3511201	Recovery Today Group (OR)	1	45.00	0.00
3511202	Hole in the Wall Group (OR)	2	150.00	0.00
3511203	Fireside Men's Step Study	3	262.50	0.00
3511204	Serenity Well Group (OR)	4	185.95	0.00
3511212	NA We Group	1	16.00	0.00
3511213	Together We Can Group (OR)	1	70.00	70.00
3511215	Friday's Alternative of NA	0	0.00	60.00
3511216	Harold Street Blues	1	33.00	97.00
	Individual Members	2	150.00	0.00
3511601	Pacific Cascade RSC	4	3,644.24	3,402.64
Panama Region		0	\$0.00	\$0.00
Peru Region		1	\$180.00	\$94.00
30C1601	Peru Region	1	180.00	94.00
Phillipines Region		0	\$0.00	\$0.00
Poland Region		1	\$24.24	\$0.00
30T1601	Poland Region	1	24.24	0.00
Portugal Region		0	\$0.00	\$0.00
3521601	Portugal Region	0	0.00	0.00
Quebec Region		8	\$11,587.92	\$750.00
3531401	CSL Sud-Ouest	6	1,837.92	0.00
3531601	Quebec RSC/CSRQNA	2	9,750.00	750.00
Region del Coqui (Puerto Rico)		7	\$366.18	\$1,109.58
3841401	NA Area Norte Centro	5	149.08	87.00
3841402	Area de Mayaguez (PR)	1	170.00	15.00
3841403	Comite Servicio NA Area Oeste	0	0.00	67.00
3841404	Comite de Servicios Metro (PR)	1	47.10	494.93
3841601	Region del Coqui	0	0.00	445.65



		Jul 2005/Jun 2006 Donations		2004/2005
		Number	Amount	Donations
Region 51 Narcotics Anonymous		54	\$20,553.34	\$18,203.45
3621401	Southern Nevada Area	2	1,553.60	2,946.40
3621402	East Las Vegas Area	3	7,553.03	4,853.76
3621403	North by Northwest Area	12	4,960.54	3,613.77
3621201	Living Clean Group (NV)	3	185.81	111.83
3621203	New Found Freedom Group (NV)	5	120.00	0.00
3621205	That Was Then This Is Now	4	96.28	42.90
3621207	Friday Night PM Recovery (NV)	1	150.00	174.86
3621210	Monday's Message Group (NV)	0	0.00	31.33
3621212	You Are a Stranger Here Once	5	433.40	476.00
3621214	Thursday's Topic Group	0	0.00	191.00
3621215	New Beginnings Renegade Group	0	0.00	21.00
3621216	East Side Story Group (NV)	4	165.23	157.95
3621217	There Is No Substitute Group	2	45.76	60.00
3621228	Ultimate High Group (NV)	11	446.78	432.04
	Individual Members	1	100.00	0.00
3621601	Region 51 Narcotics Anonymous	1	4,742.91	5,090.61
Red River Region		1	\$1,000.00	\$600.00
30H1601	Red River RSC	1	1,000.00	600.00
Region of the Virginians		19	\$17,536.90	\$14,477.16
3541402	Roanoke Valley Area (VA)	0	0.00	82.50
3541403	Piedmont Area (VA)	1	626.99	1,514.63
3541404	Appalachian Area (VA)	1	31.84	416.49
3541407	New Dominion Area	4	3,928.81	1,826.49
3541202	NA Another Group (VA)	2	66.00	0.00
3541206	New Vision Group (VA)	5	83.50	225.00
3541213	Save Uranue Group	1	195.00	0.00
3541214	Lifeline Group	2	83.00	40.00
3541215	MFS Group	0	0.00	100.00
	Individual Members	1	60.00	550.00
3541601	Region of the Virginians RSC	2	12,461.76	9,722.05
Rio Grande Region		14	\$1,990.44	\$13,677.09
3551402	Greater Albuquerque Area	4	1,750.35	1,386.99
3553001	Rio Grande Convention	0	0.00	12,000.00
3551201	Let It Go Group (NM)	0	0.00	68.33
3551202	Cavern City Group (NM)	1	50.00	0.00
3551208	We Never Had It So Good	3	89.60	90.37
3551209	Basic Group NA (NM)	2	60.49	81.40
3551211	New Life Group (NM)	4	40.00	50.00
San Diego/Imperial Region		31	\$3,866.64	\$3,988.78
3561402	North Coast Area (CA)	11	686.49	60.00
3561201	Rat Bastards Meeting	1	150.00	0.00
3561212	Monday Nite Book Study (CA)	6	398.17	101.19
3561214	Literature Express Group	0	0.00	59.81
3561215	Saturday Morning Live (CA)	1	10.00	138.00
	Individual Members	4	495.00	148.00
3561601	San Diego/Imperial RSC	8	2,126.98	3,481.78
Show Me Region		32	\$2,993.32	\$12,419.69
3571401	Little Egypt Area	1	628.35	519.00
3571402	Northland Area of NA (MO)	0	0.00	50.81
3571403	Greater St Charles Area	2	1,400.37	1,716.97
3571201	Inner City Serenity Group	8	219.38	122.52
3571203	The Miracle Group (MO)	11	201.00	138.00
3571205	Nashville Unity Group	0	0.00	118.22
3571206	Another Sunrise Group	2	231.50	449.66
3571211	Mexico Group	0	0.00	134.13
3571214	Step by Step Group (MO)	1	30.27	63.97
3571229	New Attitudes Group (MO)	0	0.00	105.98



		Jul 2005/Jun 2006 Donations		2004/2005
		Number	Amount	Donations
Show Me Region, continued				
3571230	Just for Today Group (MO)	4	60.00	10.00
3571232	Recovery in Action Group (MO)	1	80.00	120.00
	Individual Members	2	142.45	66.00
3571601	Show Me RSC	0	0.00	8,804.43
Sierra Sage Region		19	\$2,443.00	\$1,133.28
3581201	Diamonds in the Rough Group	1	10.00	9.00
3581202	Reaching for Recovery Group	2	663.00	0.00
3581203	Stagecoach Group	1	50.00	0.00
3581209	Serenity @ Noon Group (NV)	1	15.00	0.00
	Individual Members	1	5.00	24.28
3581601	Sierra Sage RSC	13	1,700.00	1,100.00
South Dakota Region		0	\$0.00	\$240.21
3051201	The Promise of Freedom (SD)	0	0.00	77.35
3051202	Never Alone Group (SD)	0	0.00	110.00
3051206	Aberdeen NA Group (SD)	0	0.00	52.86
South Florida Region		33	\$26,097.48	\$12,076.66
3181403	Shark Coast Area (FL)	2	2,000.00	0.00
3591401	South Dade Area	0	0.00	500.00
3591404	South Broward Area	2	3,200.00	2,900.00
3591405	Sunset Coast Area (FL)	2	634.88	317.91
3181205	New Sunday Morning Group (FL)	4	150.60	76.00
3591201	Ahora Si Group	0	0.00	268.00
3591202	Can't Save Your Face Group	2	89.52	0.00
3591203	Eastside Monday Night Group	1	139.00	0.00
3591204	Live at Pompey Group	1	6.00	0.00
3591205	The Truth Will Set You Free	6	180.00	180.00
3591225	New Sunday Night Review	0	0.00	41.00
3591231	Key Biscayne Recovery	0	0.00	12.00
3591237	New Hope Group (FL)	0	0.00	25.00
3591238	It Works Group (FL)	0	0.00	73.00
3591239	Good Orderly Directions (FL)	0	0.00	21.00
3591240	Women Do Recovery (FL)	0	0.00	7.50
3591241	Never Alone Group (FL)	0	0.00	10.00
3591242	Stairway to Recovery (FL)	7	178.00	84.00
	Individual Members	2	23.33	161.25
3591601	South Florida RSC	4	19,496.15	7,400.00
Southern California Region		84	\$39,190.90	\$43,924.93
3601401	Southern Antelope Valley Area	1	1,000.00	0.00
3601403	Westend Area (CA)	2	1,768.76	2,864.60
3601406	Eastern Inland Empire Area	2	1,200.00	3,100.00
3601407	Santa Clarita Area	3	417.75	721.00
3601408	Eastern Sierra Area	2	120.56	78.60
3601201	Midnight Magic Group	0	0.00	140.00
3601202	Tuesday Night NA/AA Meeting	0	0.00	25.00
3601203	Dose of Recovery Group	0	0.00	17.00
3601205	Tuesday Woodley Group	1	120.00	115.00
3601206	Topanga Tranquil Group	7	211.00	244.00
3601207	Sunday Surrender Group	10	250.00	37.00
3601208	Gate 7 Meeting Monday (CA)	12	120.23	357.00
3601209	From First Step to Recovery	0	0.00	50.00
3601210	Recovery Zone Group (CA)	10	320.66	234.59
3601211	Gratitude Group (CA)	1	67.41	0.00
3601212	Staying Alive Group (CA)	1	20.00	0.00
3601218	We Came to Believe Group (CA)	0	0.00	87.00
3601220	Courage to Change Group (CA)	8	201.78	312.30
3601258	Finally Friday Group	0	0.00	40.00
3601264	Glendale Memorial Meeting	1	50.00	264.00
3601278	Step Into Your Life Group	1	15.00	147.05



		Jul 2005/Jun 2006 Donations		2004/2005
		Number	Amount	Donations
Southern California Region, continued				
3601282	Maclay House Group	0	0.00	20.72
3601284	Monday Night Candlelight	0	0.00	93.85
3601285	Get It Together, We Care Group	0	0.00	56.23
3601286	Women's Sunday Meeting	0	0.00	32.00
3601287	Giving It Back Group	1	13.84	60.95
3601288	Not Guilty Group (CA)	0	0.00	11.13
3601289	Desire to Recover	2	10.00	0.00
	Individual Members	13	655.90	407.96
3601601	Southern California RSC	6	32,628.01	34,407.95
Southern Idaho Region		32	\$12,657.25	\$3,954.25
3611402	Treasure Valley Area (ID)	4	1,773.50	828.72
3613003	Men's Retreat (Magic Valley)	0	0.00	254.76
3611201	Sunday Home Group (ID)	0	0.00	30.00
3611202	New Attitudes Group (ID)	4	442.69	425.00
3611204	Styx Group (ID)	8	135.24	101.25
3611211	It Works How & Why Group (ID)	11	279.96	278.12
3611212	Highlifers Group (ID)	0	0.00	150.00
	Individual Members	0	0.00	25.00
3611601	Southern Idaho RSC	5	10,025.86	1,861.40
Spain Region		2	\$2,288.30	\$0.00
3631020	Grupo de Barcelona	1	110.67	0.00
3631601	Spain RSC	1	2,177.63	0.00
Sweden Region		2	\$3,023.42	\$11,268.09
3641201	New Way of Life Group (Sweden)	1	187.99	134.50
3641204	Just for Today Group (Sweden)	0	0.00	730.00
3641601	Sweden RSC	1	2,835.43	10,403.59
Tejas Bluebonnet Region		28	\$7,473.98	\$6,780.24
3651402	Houston Area (HASCANA)	0	0.00	567.06
3651403	Esperanza Area (TX)	1	650.00	0.00
3651405	Central Texas Area	2	370.90	250.66
3651406	Coastal Bend Area	0	0.00	17.03
3653002	Texas State Convention of NA	1	196.33	800.00
3651201	Clear Lake Group (TX)	1	350.00	0.00
3651202	Copperfield Group (TX)	1	20.00	0.00
3651206	Keep It Clean Group (TX)	2	40.00	80.00
3651214	1960 Group of NA	4	153.75	191.15
3651219	Serious Undertakings (TX)	2	60.00	40.00
3651221	The Right Stuff Group (TX)	0	0.00	50.00
3651222	Huntsville Group (TX)	1	40.00	0.00
3651223	The Sooner the Better (TX)	9	403.00	0.00
	Individual Members	4	5,190.00	0.00
3651601	Tejas Bluebonnet RSC	0	0.00	4,784.34
Tri State Region		66	\$13,603.88	\$29,959.90
3661401	Pittsburgh Area	0	0.00	11.12
3661407	South Hille Area (PA)	6	3,404.77	0.00
3661408	Interstate Crossroads Area	7	1,537.39	988.69
3661410	Cumberland Valley Area (CVANA)	1	250.00	621.00
3661411	Laurel Mt Highlands Area	2	16.00	280.19
3661201	Beechwood Group (PA)	3	40.00	0.00
3661202	Living the Program Group (OH)	1	50.00	100.00
3661203	Under One Roof Group (PA)	2	87.50	0.00
3661204	Women's Recovery Group (PA)	0	0.00	15.00
3661205	Another Look Group (PA)	3	43.00	0.00
3661206	Jefferson Group (PA)	2	297.10	0.00
3661207	Saturday Morning Cartoon Alt	4	77.00	164.00
3661208	Wednesday Nite NA	1	50.00	0.00
3661209	McMurray Friday Night Group	2	23.90	69.30



		Jul 2005/ Jun 2006 Donations		2004/2005
		Number	Amount	Donations
Tri State Region, continued				
3661217	Back to Basics Group (PA)	4	62.30	62.00
3661225	Dormont Group	4	400.00	625.00
3661226	Washington I Group	1	10.00	0.00
3661230	Just for Today Group (PA)	3	158.00	66.00
3661234	Choice in Canonsburg Group	6	137.30	237.00
3661237	Monday New Life Group (PA)	1	100.00	100.00
3661238	Washington II Group	3	78.30	20.00
3661241	It Works How & Why Group (OH)	1	10.00	30.00
3661243	Weekday Wakeup Group	0		14.41
3661244	Addision Terrace Group	2	31.54	0.00
3661247	It Works How & Why Group (PA)	2	55.00	0.00
3661253	Monday Night Miracles (PA)	3	70.00	35.00
3661254	Ray of Hope Group (OH)	0	0.00	25.00
	Individual Members	0	0.00	245.00
3661601	Tri-State RSC	2	6,614.78	26,251.19
Turkey Region		1	\$41.44	\$0.00
30D1601	Turkey Region	1	41.44	0.00
United Kingdom Region		1	\$187.22	\$8,029.75
3941402	North East England Area	0	0.00	1,030.00
3941601	United Kingdom Region	1	187.22	6,999.75
Upper Midwest Region		6	\$121.05	\$264.50
3671401	Winnipeg Area	1	56.25	150.00
3671204	Serenity Seekers (MN)	2	50.00	10.00
3671208	Freedom Group (ND)	3	14.80	57.00
3671210	Westman NA Group (MB)	0	0.00	37.50
3671211	Jimmy K NA (MN)	0	0.00	10.00
Upper Rocky Mountain Region		23	\$6,267.43	\$3,056.02
3681401	Wyo-Braska Area	0	0.00	609.02
3681402	Wyoming Western Area	1	50.00	0.00
3681201	Living Proof Group (WY)	4	77.69	327.04
3681202	Clean & Free Group (WY)	2	95.76	36.13
3681203	Solutions Group (WY)	1	25.00	0.00
3681204	Serenity Mainliners (WY)	1	50.00	10.00
3681205	Fifth Street Group of NA (WY)	0	0.00	20.00
3681209	5th Street Group (WY)	2	45.00	80.00
3681210	Living Clean Group (WY)	0	0.00	26.21
3681212	Live from Laramie Group (WY)	9	115.71	72.00
3681601	Upper Rocky Mountain RSC	3	5,808.27	1,875.62
Uruguay Region		1	\$2,385.00	\$35.00
	Individual Members	0	0.00	35.00
3741601	Uruguay Region	1	2,385.00	0.00
Utah Region		22	\$2,063.73	\$2,411.80
3691401	Northern Utah Area (NUASC)	8	693.88	1,160.55
3691402	Central Utah Area	6	251.08	0.00
3691403	Southern Utah Area (SUANA)	1	200.00	0.00
3691201	Price NA Group (UT)	0	0.00	55.00
3691211	Dogs of Recovery Group	1	10.50	12.00
3691212	Steps in the Stix Group	0	0.00	21.00
3691601	Utah RSC	6	908.27	1,163.25
Virgin Islands		0	\$0.00	\$100.00
3751201	St Thomas Group	0	0.00	100.00
Venezuela Region		1	\$200.00	\$30.00
30S1601	Venezuela Region	1	200.00	30.00



	Jul 2005/Jun 2006 Donations		2004/2005
	Number	Amount	Donations
Volunteer Region	54	\$23,103.01	\$26,166.25
3701401 West Tennessee Area	0	0.00	200.00
3701201 The Foundation Group (TN)	0	0.00	12.00
3701202 Nothing to Fear Group (TN)	5	163.50	285.00
3701203 Desire Group (TN)	3	115.00	0.00
3701204 Lexington Survivors (TN)	4	177.57	0.00
3701220 Recovery Bound Group	12	65.00	55.00
3701221 NA Mother Group	0	0.00	100.00
3701223 Miracles on Monday Group	1	20.00	199.00
3701224 Lunch Bunch Group (TN)	11	1,386.00	321.25
3701229 Survivors Group (TN)	4	84.00	74.00
3701232 Nickel & Dime Time	0	0.00	100.00
3701234 Breaking the Chains Group	1	15.00	40.00
Individual Members	12	3,076.94	2,780.00
3701601 Volunteer RSC	1	18,000.00	22,000.00
Washington - Northern Idaho	89	\$21,534.09	\$23,090.15
3711401 Seattle Area	3	325.94	0.00
3711403 The Lewis County Area (TLCANA)	2	192.15	278.87
3711404 Tri-Cities Area	0	0.00	66.10
3711405 North Idaho Area	2	26.50	0.00
3711410 Northwest Washington Area	2	402.45	1,149.00
3711411 West Puget Sound Area	3	179.87	100.18
3711412 South King County (SKCANA)	5	37.18	104.09
3713001 Courage to Change Retreat (WA)	0	0.00	72.10
3713002 Recovery Quest Retreat (WA)	0	0.00	200.00
3713006 Bonner County Co-Op of NA	1	70.00	0.00
3711201 Outsiders Group	0	0.00	100.00
3711202 Basic NA Group (WA)	5	205.00	300.00
3711203 Decisions Group (WA)	3	86.37	19.98
3711204 New Hope Group (WA)	1	71.23	0.00
3711205 Unity in Union Group	7	329.08	35.61
3711206 Fifth Tradition Group (WA)	1	37.00	0.00
3711207 Friday Night Alive Group (WA)	4	210.00	300.00
3711208 Borderline Group	2	62.50	626.00
3711209 NA Nooners Group (WA)	1	50.00	0.00
3711210 One Step at a Time Group (WA)	1	20.00	0.00
3711215 Sunday Starters Group	6	144.34	90.00
3711222 Lovin' Spoonfull NA	12	448.99	330.01
3711223 Southenders Group	4	173.50	175.31
3711226 Kind of Thursday Night Group	2	370.00	200.00
3711229 Tower of Power Group (WA)	3	48.00	12.00
3711231 One Step Beyond Group	1	40.00	50.00
3711232 Breakfast of Champions	1	25.00	115.36
3711233 Ask It Basket Group (WA)	6	120.00	100.00
3711234 Recovery Rox (WA)	0	0.00	15.00
3711235 Ballard NA- Seattle	0	0.00	38.58
3711236 Never Alone Group (WA)	4	625.00	150.00
3711237 Uptown Daily Group (WA)	1	20.00	0.00
Individual Members	3	1,325.00	2,010.00
3711601 Washington-Northern Idaho RSC	3	15,888.99	16,451.96
Western New York Region	3	\$6,083.35	\$2,000.00
3811202 Mustard Seed Group (NY)	1	83.35	0.00
3811601 Western New York RSC	2	6,000.00	2,000.00



		Jul 2005/Jun 2006 Donations		2004/2005
		Number	Amount	Donations
West Russia Region		0	\$0.00	\$100.00
30Q1601	West Russia Region	0	0.00	100.00
Wisconsin Region		17	\$3,285.91	\$658.93
3721402	Northeast Wisconsin Area	4	396.11	94.78
3721403	Kettle Moraine Area	2	350.20	34.72
3721405	Inland Lakes Unity Area	3	1,650.00	0.00
3721201	Straight Ahead Group	4	76.00	124.00
3721209	Caring & Sharing Group	0	0.00	10.00
	Individual Members	0	0.00	3.00
3721601	Wisconsin RSC	4	813.60	392.43
Other Forums, Areas, Groups		12	\$25,430.23	\$14,877.64
3991402	French Speaking - Switzerland	1	183.01	200.29
3991407	Bermuda Islands Area	1	1,500.00	0.00
3991408	Netherlands Area	0	0.00	1,391.96
3991410	Egypt Area	0	0.00	170.00
3991411	Gibraltar Area	1	531.22	0.00
3993001	Pacific Northwest Convention	1	3,989.55	5,373.47
3993003	Circle of Sisters	1	1,061.79	0.00
3993005	Worldwide Workshops	0	0.00	780.81
3997001	Southern Zonal Forum	0	0.00	1,143.86
3997002	European Delegates Meeting (EDM)	1	1,401.85	2,242.53
3997003	Canadian Assembly (CANA)	1	3,000.00	1,500.00
3997004	Plains States Zonal Forum	1	300.00	0.00
3997006	Midwest Zonal Forum	2	359.77	1,813.64
3991201	Loner Group	0	0.00	10.00
3991203	Bahrain Groups (Bahrain)	0	0.00	101.08
3991206	Serenity Group North (Aruba)	0	0.00	100.00
3991220	Just for Today Group (S Korea)	1	50.00	50.00
3992002	World Convention Unity Day	1	13,053.04	0.00
Donation Report Total		1,846	\$764,393.08	\$802,401.34

