

Narcotics Anonymous World Services
Consolidated Statement of Financial Position
Assets

CURRENT ASSETS
Cash and Cash Equivalents
Checking Accounts
Petty Cash

Narcotics Anonymous World Services
Consolidated Statement of Financial Position
Assets

CURRENT ASSETS
Cash and Cash Equivalents
Checking Accounts
Petty Cash

Accounts Receivable
Accounts Payable
Contribution & Sales Deposits Clearing
Less Allowance for Doubtful Accounts

Inventory
Prepaid Expenses
Total Current Assets

EQUIPMENT, FURNITURE AND IMPROVEMENTS
Equipment and Furniture
Leasehold Improvements
Intellectual and Software Property
Less Accumulated Depreciation and Amortization
Total Equipment, Furniture and Improvements

TOTAL ASSETS

CURRENT LIABILITIES
Accounts Payable
Accounts Payroll Expense
Total Current Liabilities

LONG TERM LIABILITIES
Notes Payable
Leases Payable
Total Long Term Liabilities

DEFERRED INCOME
Conventions

Total Deferred Income
INTERBRANCH ACCOUNTS
Interbranch Accounts

Total Interbranch Accounts
NET ASSETS
Previous Unrestricted Net Assets
Current Gain / (Loss) Unrestricted Net Assets

Total Net Assets
TOTAL LIABILITIES AND NET ASSETS

Region	Number
ABCD Region	
101411 Midwest Area	16
101412 Midwest/Canada Area (NY)	12
101413 ABCD Region	1
Arkansas - Northwest Florida	
101401 United Pentecostals Inc.	13
101402 Pentecost Group of NA (AZ)	2
101413 United Pentecostals Group (AZ)	2
101414 The Grace Group (AZ)	1
101415 Individual Members	4
101416 Individual Members	0
101417 Individual Members	0
Florida Region	
101401 Florida RSC	7
101402 Out and About Group (AR)	1
101403 To the Pointe Group (AR)	1
101404 Peace Church Group	1
101405 New Way of Life Group (AR)	0
Illinois Region	
171801 Illinois Regional Conventions	0
171802 The Pentecost Group (AR)	2
171803 Wheel of Christ Group (AR)	1
171804 Club of Life Group (AR)	0
171805 New Hope Group (AR)	0
171806 Illinois RSC	1
Indiana - New Zealand Region	
171801 Individual Members	1
171802 Indiana/New Zealand RSC	1
Arizona Region	
101401 Arizona RSC	3
Arizona Region	
101401 Care NA Area	16
101402 East Valley Area	0
101403 Steps "B" 'L' Group	0
101404 Agape Junction NA	1
101405 Recovery in the Desert	1
101406 Recovery & Renewal Group	1
101407 Group Primary Lo-Drivers	1
101408 Spiritually Fit Women	1
101409 Individual Members	1
101410 Arizona RSC	1
Arkansas Region	
104101 Central Arkansas Area	23
104102 Tennessee Area	1
104103 Fayetteville NA Group	2
104104 New Providence Group (TX)	1
104105 Recovery in the Desert	1
104106 Cross Without Drugs Group (AZ)	1
104107 Clean & Sober Group (AR)	0
104108 Recovery Right Line Group (AR)	1
104109 Conquest Road Group (AR)	1
104110 We Do Recovery Group (AR)	4
104111 Individual Members	1
104112 Arizona RSC	1

Our Freedom, Our Responsibility

Financial Reports

This section of the annual report is broken into four parts: unit distribution trends, consolidated statement of financial position and consolidated statement of activities, independent auditors' report, and donations report.

The **unit distribution trends** report is a report on the numbers of inventory items distributed throughout the year. These numbers are presented in the form of charts and graphs that illustrate the number of books, booklets, IPs, keytags, chips, and medallions that were distributed by NA World Services during the fiscal year.

The **consolidated statement of financial position (SoFP)** and **consolidated statement of activities (SoA)**, also known as the "balance sheet" and "income statement," respectively, provide a report on the financial activity of NA World Services during the fiscal year. The SoFP, or balance sheet, gives a simple breakdown of the current assets and liabilities of NA World Services in financial terms. The SoA, or income statement, provides a breakdown of the total income and expense for all branches of NAWS compared to the budget adopted at WSC 2006, broken down in the following categories:

	% of expense for 2007–2008
❖ Literature Production and Distribution.....	34%
❖ World Service Conference Support.....	25%
❖ Fellowship Development.....	31%
❖ Events.....	10%

Under each set of expenses we include costs for accounting, personnel, overhead, and technology. These are expenses that cannot be attributed directly to any of the specific areas of activity. They are budgeted and allocated (distributed) according to a calculated, fixed percentage across the four activity areas listed above. The allocated percentage is based on three factors: the number of personnel devoted to the activity, the approximate number of labor hours, and the amount of physical office space required by the activity, all of which are estimated for the two-year budget cycle.



The **independent auditors' report** is a report provided by an outside firm that conducts a professional audit of NA World Services' financial reports and practices. NAWS contracts with an independent auditor to conduct an annual review of all of our financial activity for each fiscal year as well as to perform random forensic (spot) checks. These forensic checks review and verify our internal controls and internal financial practices. In order to comply with legal requirements, we have created an audit committee consisting of members from the Business Plan Workgroup. Consistent with normal practice, this workgroup is independent of specific NAWS management control and operates on behalf of the board.

References to specific line items and expenses are shown differently in the NAWS income statement and the independent auditor's report. But within a range of a few dollars, our figures do show the same income and expense as those that have undergone an outside impartial verification of our financial reporting for this fiscal year. With the illness and ultimate passing of our comptroller during this year, we did have some specific expenses allocated to areas other than where they were originally budgeted. We are working on correcting this for future reports and will also be working with the auditors to minimize the differences between our reporting and theirs.

Finally, the **fellowship contributions report** is a report on the contributions received by NA World Services throughout the fiscal year from the NA Fellowship, broken down by region and/or country.

Providing Services in the Face of Rising Costs and Changing Economies

The most important story to be told about our finances, aside from the previously-covered WCNA 32 reporting, is the explanation of why our expenses were nearly \$400,000 higher than our income for this fiscal year. (This figure and all of the following descriptions exclude WCNA 32 event-specific income and expense.) According to the two-year budget adopted at WSC 2006, we anticipated a net loss of \$113,701 for this fiscal year (2007–2008), along with a net income of \$270,776 for the previous fiscal year (2006–2007). While our net income for 2006–2007 actually exceeded budget, our net loss (before WCNA 32) for 2007–2008 was actually \$394,989. We believe it is important that we explain the areas of expense that exceeded budget during this fiscal year, so you can better understand this financial report and, more importantly, some of the trends that continue to affect our financial picture.

Our net income for 2007–2008 was ahead of budget by about 11% with an actual income of \$7,640,889. Our expenses, however, also exceeded budget by about 14% with actual expenses of \$8,035,878. Much of this is due to sharp increases in business costs, such as travel and shipping, whose prices have been driven up in an economic climate that has changed drastically since the budget was adopted. A portion of the increased expenses comes as a result of increased demand for the services we provide and the expense associated with the manner in which we provide them. For example, we provide free publications that are translated into four or more languages and shipped to locations all over the world, and



the costs of both translations and shipping have continued to rise dramatically.

What we want to provide you with in this report is a summary of our activity and the associated expense. If you have specific questions after reviewing this, we welcome them at any time. Our fixed expenses for personnel, overhead, and technology were all over budget. Some of this variance was due to an error in the original budget framework for both overhead and personnel. Our personnel expenses rose less than 3% over the previous fiscal year while overhead expenses rose over 10%. Most of this increase was due to rising costs in this period rather than any dramatic changes in the activity. Under technology, we were under budget in the previous fiscal year and over budget this year, so for the two-year conference cycle we were under budget.

The World Service Conference biennial meeting is another example of a service that has not changed much in recent years, but still was significantly more expensive this year. Actual expenses for this event came in 65% over budget, for a total cost of over \$200,000. The 2008 World Service Conference was not much different from WSC 2006 in planning or execution, but costs for travel, translation, and set-up have risen dramatically over these two years.

Other areas of rising expense resulted from much more deliberate actions and decisions on our part. The expense areas for Worldwide Workshops and Fellowship Support together were almost 55% over budget (slightly over \$150,000) because we made a decision to say yes to many of the requests we received for guidance and support at a time when travel and shipping expenses were rising. The same is true for Developmental Subsidies and Allowances and Developmental Literature, which together were over 28%

over budget with a total expense of \$623,063, which was \$137,584 more than budgeted. We operated on the premise that all NA communities should have the literature they need, whether they can afford it or not. At the same time, we were also arranging for local printing in several locations around the world to try to reduce this expense to NAWS for several different NA communities. But part of the reason this is so important is because of the growing demand from new communities and the dramatic increase in translated literature.

Looking Ahead

We know that we cannot continue to spend more than we take in. We believe that we were able to take unprecedented steps in this cycle in carrying our message worldwide. We have trained trusted servants so they can be more effective locally, improved the overall public image of Narcotics Anonymous in the eyes of both the general public and the professional community, and made literature more reliably available in terms of both distribution and translation. Cutting back on any of these efforts is difficult in light of our overall mission.

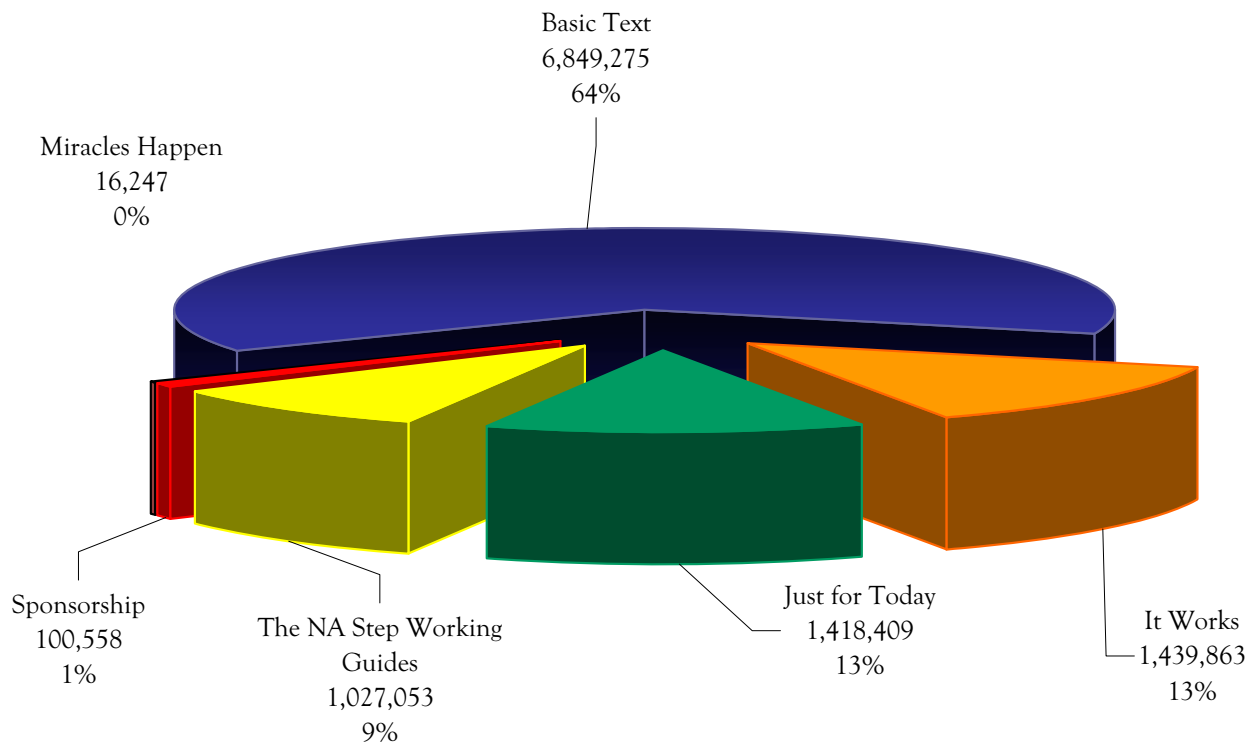
You will see many ideas from us over the course of this conference cycle about how to increase income, and either reduce expense, increase effectiveness, or both. The collective challenge we all share is that so much of this directly affects local NA communities and our members. To further our discussions and decisions about how to move forward and be effective, we need your ideas. We encourage you to engage in this discussion with us about exactly what we want our world services to look like and to accomplish in the future. To stay abreast of this discussion, we encourage you to read our quarterly publication, *NAWS News*.



Unit Distribution Trends

Book Distribution 1983-2008

This was a very special year in terms of our oldest and revered publications, the Basic Text, for a number of reasons. This year marked the twenty-fifth anniversary of the initial publication of the Basic Text, as well as the twentieth anniversary of the Fifth Edition. To top it off, the World Service Conference unanimously approved the Sixth Edition Basic Text this year. Through the end of the fiscal year, we continued selling the Fifth Edition in eighteen languages, up from sixteen since last year. Even with the Sixth Edition going on sale only a few short months after the end of the fiscal year, we saw no considerable reduction in demand for the Basic Text. We distributed 3,000 more English-language Basic Texts this year than last year, and total distribution in all languages came very near to half a million this year at 487,169 copies. All-time distribution of the Basic Text accounts for 64% of all books, at 6,849,275 copies.



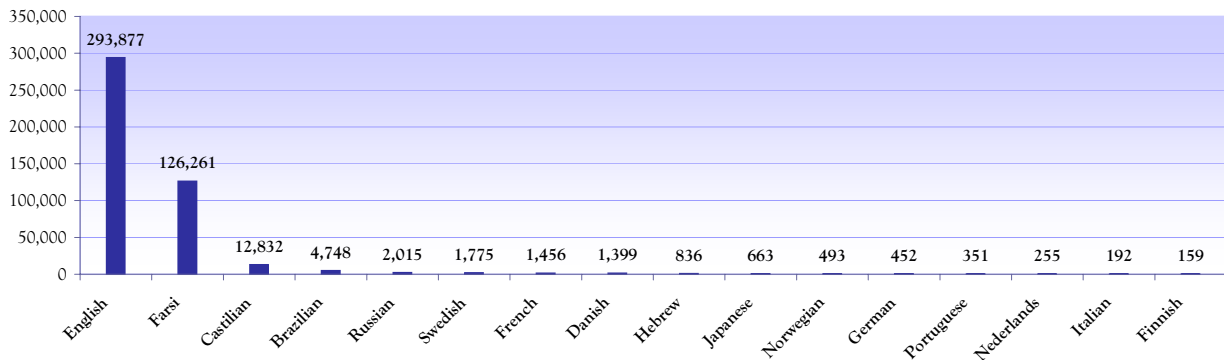


Unit Distribution Trends

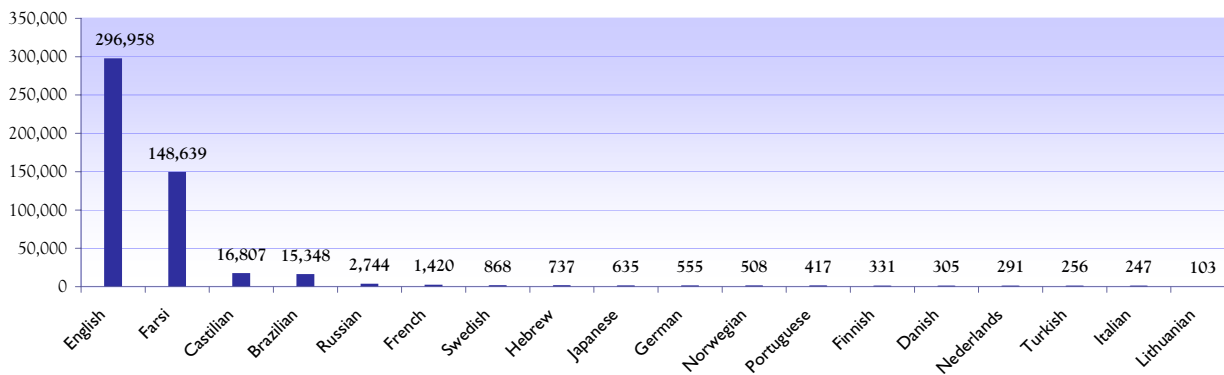
Basic Text Distribution 2006-2008

NAWS-Iran saw continued growth in book sales this year, distributing 22,000 more Basic Texts than last year. It was the second year for the Farsi *Just for Today*, sales of which nearly doubled, jumping from less than 30,000 to almost 58,000 copies. And this year was the first year of distribution for *Sponsorship* in Farsi, jumping off with more than 35,000 copies. Below are two-year comparison charts of all Basic Texts.

2006-2007 Basic Text Distribution by Language



2007-2008 Basic Text Distribution by Language

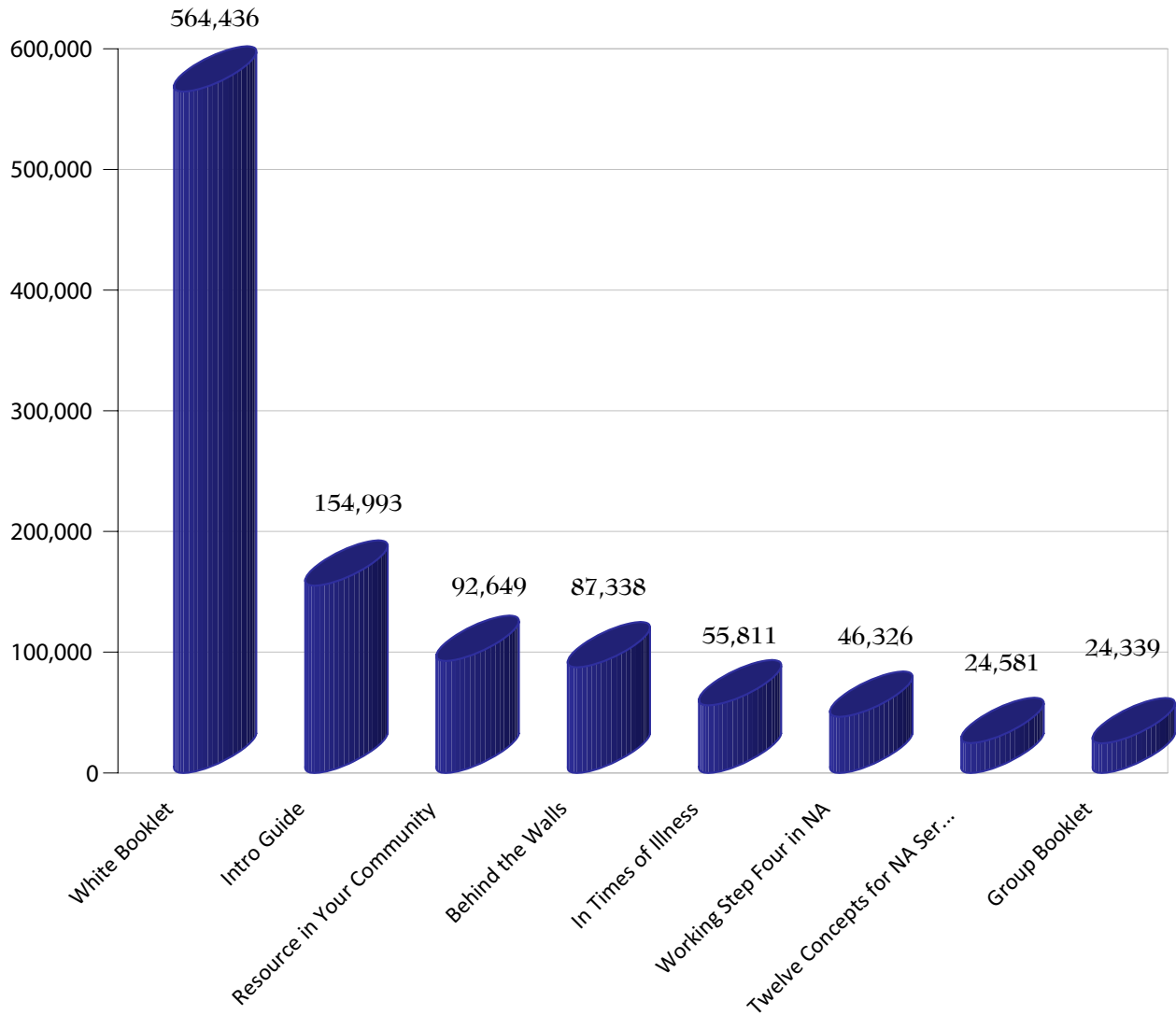




Unit Distribution Trends

Booklets 2007-2008

This year showed a decline in distribution of many of our booklets, with only *NA: A Resource in Your Community* and *Twelve Concepts for NA Service* showing increases. We still distributed over half a million White Booklets this year, in spite of declines in each of our branch locations, including NAWS-Iran.

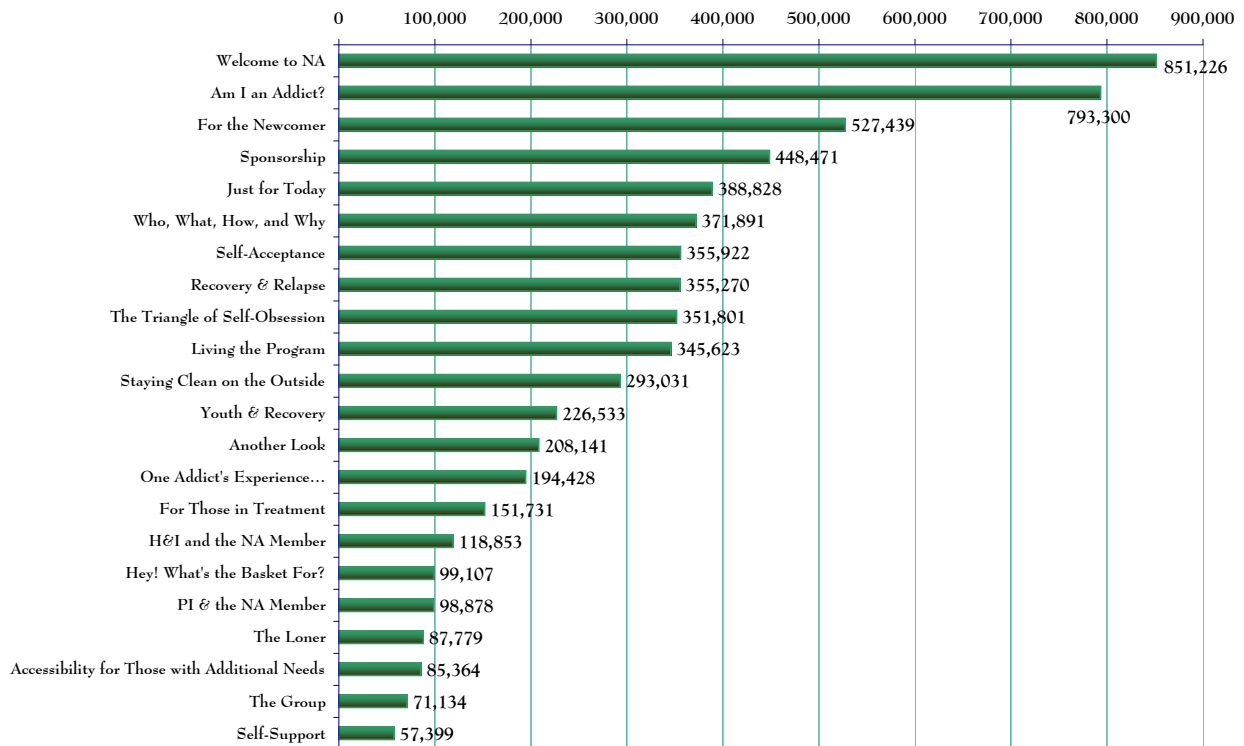




Unit Distribution Trends

Informational Pamphlets 2007-2008

Distribution of most IPs was also down this year, with only four of twenty-two pamphlets showing a net gain over last year. Those four include IPs #7: *Am I An Addict*, #9: *Living the Program*, #22: *Welcome to NA*, and #26: *Accessibility for Those with Additional Needs*. All of those four IPs, and others, showed increased distribution from NAWS-Iran. Distribution numbers of IPs out of Chatsworth were, almost completely across the board, down from last year.

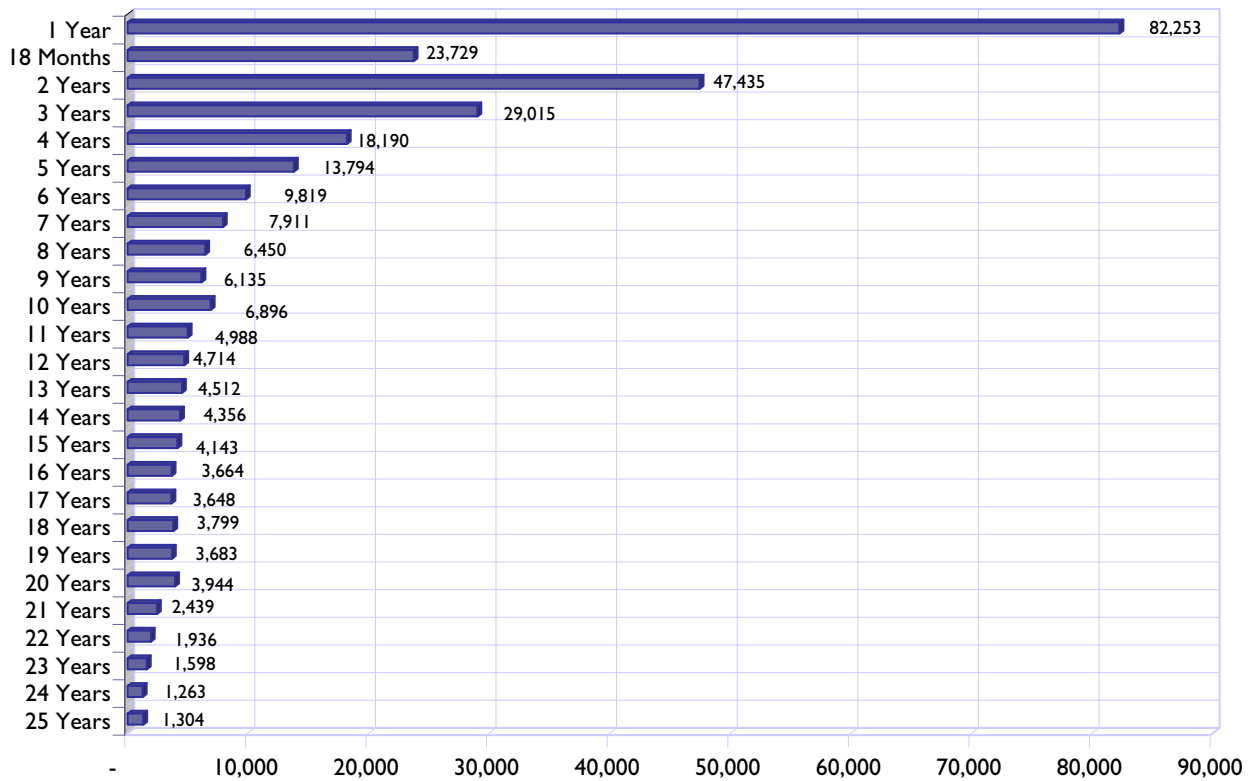




Unit Distribution Trends

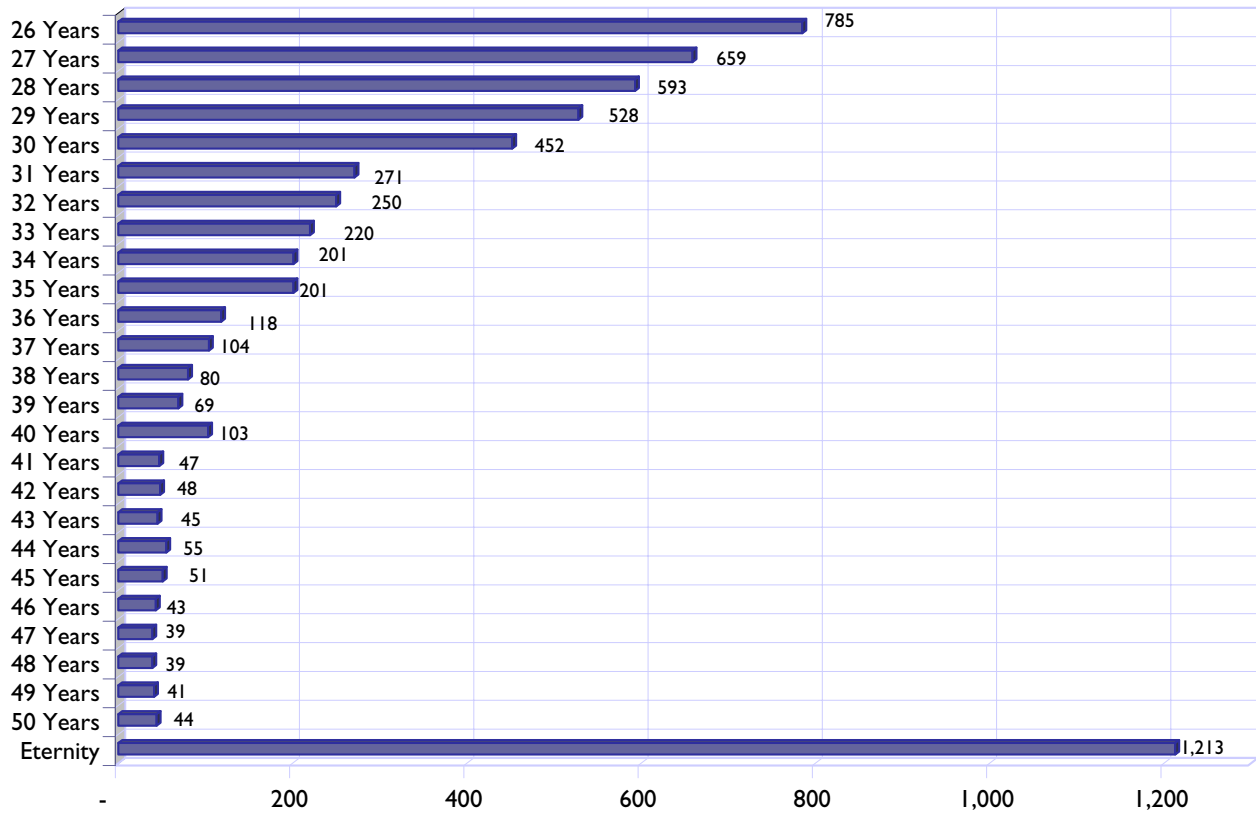
Medallion Distribution 2007-2008 18 Months & 1-25 Years

While many of our other items showed a decline in distribution this year, medallions were one item for which numbers were up—for each denomination up to eight years, that is. While the WSC did not pass any motions regarding medallion production, with the results of the medallion survey and discussion at the conference, we began distributing Roman-numeral medallions again following the end of the fiscal year. This, however, did not seem to have a significant impact on distribution.





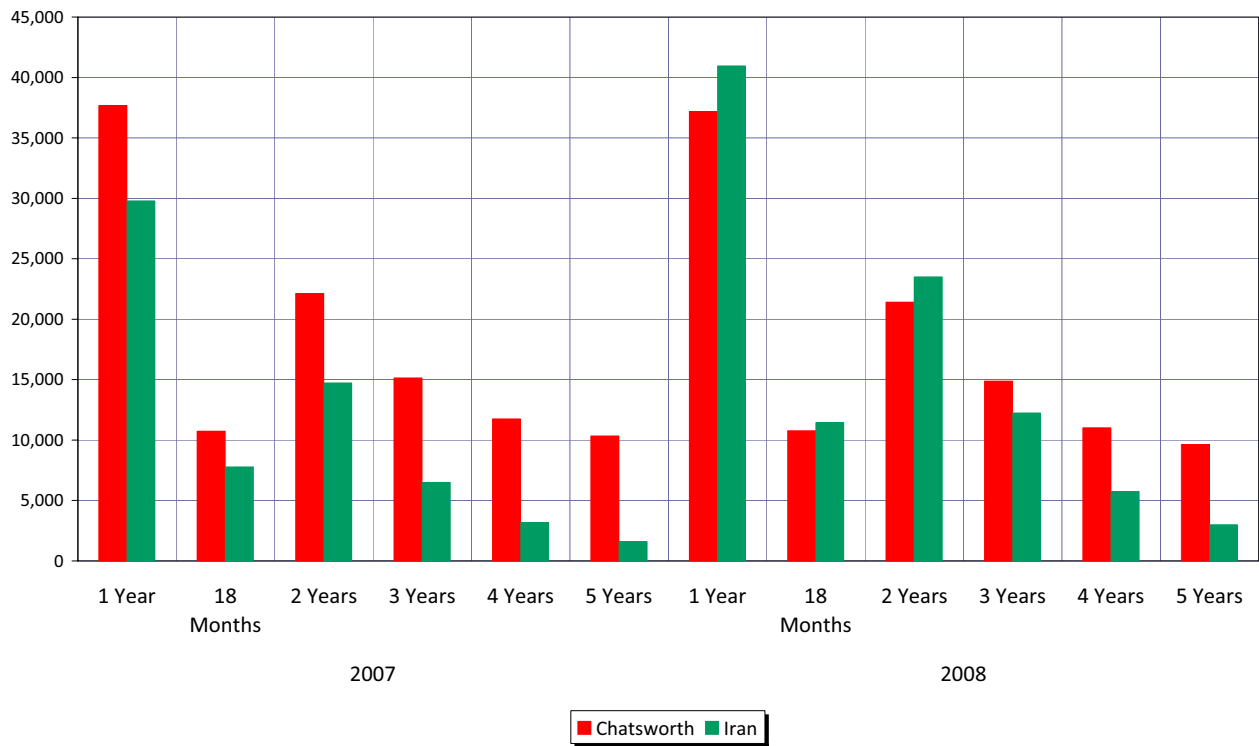
Medallion Distribution 2007-2008 26-50 Years & Eternity





Two-Year Medallions Distribution Chatsworth/Iran Comparison

The chart below illustrates a two-year comparison of one through five years and eighteen-month medallion distribution from the Chatsworth and Iran offices. From 2006 to 2007, distribution in Iran showed incredible growth. In Chatsworth and the other branch offices, distribution has remained relatively stable. The impressive increases in Iranian distribution have contributed to a modest increase in total worldwide distribution, especially non-North American distribution.



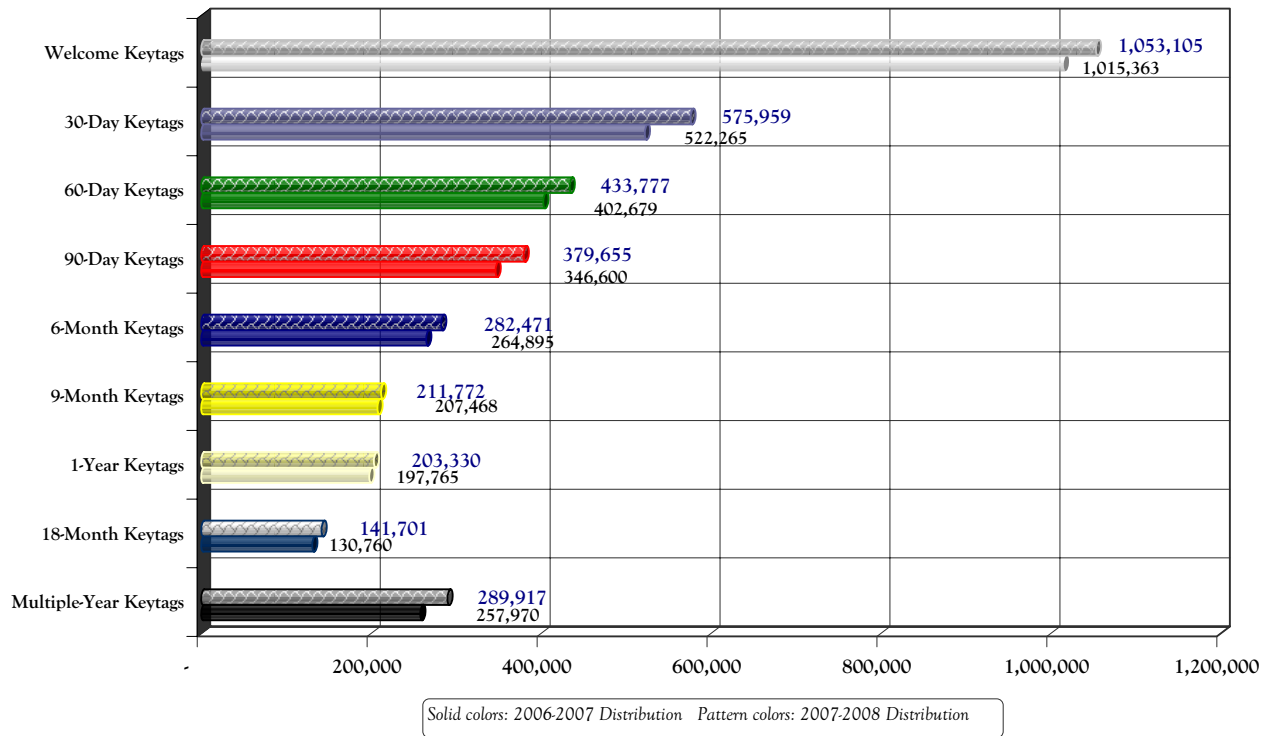


Unit Distribution Trends

Keytag Distribution 2007-2008

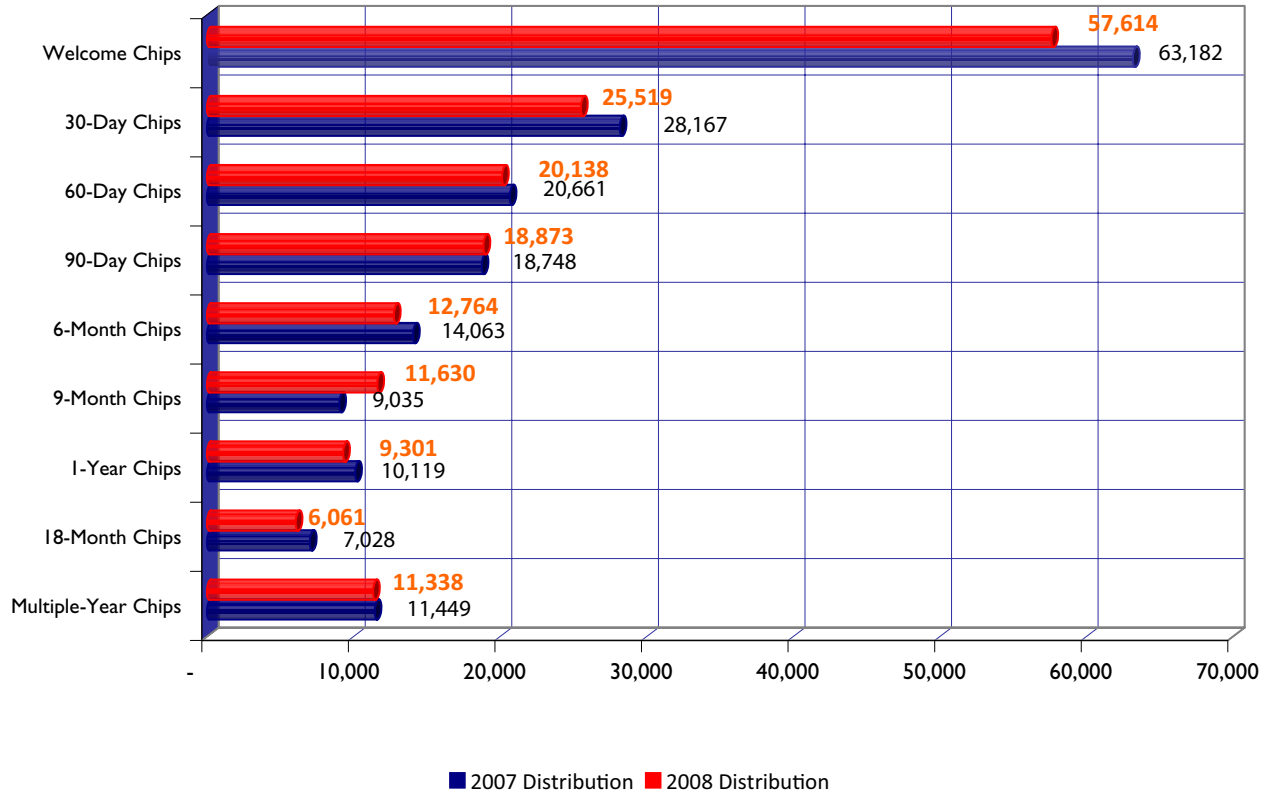
While the distributions of most chips slowed a bit, every keytag showed increased numbers for this year. A brief glance at the comparison between distribution out of the NAWS-Iran and other locations shows that chips and keytags demonstrate the same trend illustrated by other literature items. That is, while numbers have remained level or slowed in other places, NAWS-Iran has experienced continued growth. Chips are not distributed in Iran, so the numbers represented in that chart are made up of numbers from the other three locations.

Keytag Distribution 2-Year Comparison





Chip Distribution 2-Year Comparison





Narcotics Anonymous World Services
Consolidated Statement of Financial Position
 Balance Sheet - For the Twelve Months Ending 30 June 2008

ASSETS		
CURRENT ASSETS		
Cash and Cash Equivalents		
Checking Accounts	\$748,894	
Reserve Accounts	1,751,771	
		\$2,500,665
Accounts Receivable		
Accounts Receivable	\$996,250	
Convention & Sales Deposits Clearing	6,010	
Less Allowance for Doubtful Accounts	(78,820)	
		923,440
Inventory		878,024
Prepaid Expenses		322,235
Total Current Assets		\$4,624,364
EQUIPMENT, FURNITURE AND IMPROVEMENTS		
Equipment and Furniture	\$2,438,411	
Leasehold Improvements	855,113	
Intellectual and Software Property	1,309,427	
Less Accumulated Depreciation and Amortization	(3,222,968)	
		1,379,984
Total Equipment, Furniture and Improvements		\$6,004,348
TOTAL ASSETS		
LIABILITIES AND NET ASSETS		
CURRENT LIABILITIES		
Accounts Payable	\$424,672	
Accrued Payroll Expense	259,904	
		\$684,576
Total Current Liabilities		\$684,576
LONG TERM LIABILITIES		
Notes Payable	\$0	
Leases Payable	\$665,011	
		665,011
Total Long Term Liabilities		665,011
DEFERRED INCOME		
Conventions	\$0	
		0
Total Deferred Income		0
INTERBRANCH ACCOUNTS		
Interbranch Accounts	\$0	
		0
Total Interbranch Accounts		0
NET ASSETS		
Previous Unrestricted Net Assets	\$5,829,323	
Current Gain / (Loss) Unrestricted Net Assets	(1,174,563)	
		4,654,760
Total Net Assets		4,654,760
TOTAL LIABILITIES AND NET ASSETS		\$6,004,348



Narcotics Anonymous World Services Consolidated Statement of Activities

Income Statement - For the Twelve Months Ending 30 June 2008

INCOME	YTD Actual	YTD Budget	Variance
RECOVERY LITERATURE INCOME			
BASIC TEXT: Hardcover English	\$2,144,829	\$2,277,108	(\$132,279)
BASIC TEXT: Translated	226,177	154,238	71,939
BASIC TEXT: Softcover	791,547	694,909	96,638
JUST FOR TODAY	988,763	867,649	121,114
IT WORKS: HOW & WHY	708,328	706,241	2,087
SPONSORSHIP BOOK	58,213	244,344	(186,131)
STEP WORKING GUIDES	719,403	707,210	12,193
LITERATURE INCOME (IRAN)	794,225	266,058	528,167
OTHER RECOVERY LITERATURE	1,511,588	1,509,784	1,804
Subtotal	\$7,943,072	\$7,427,541	\$515,531
OTHER INVENTORY INCOME			
MEDALLIONS	\$608,262	\$547,049	\$61,214
KEYTAGS & CHIPS	990,705	1,041,407	(50,701)
NON-FIPT INFORMATION BOOKLETS	42,405	65,967	(23,562)
HANDBOOKS	68,549	74,260	(5,711)
SPECIALTY ITEMS	40,108	52,006	(11,898)
AUDIO MATERIALS	1,695	3,230	(1,535)
GROUP/AREA MATERIALS	232,346	79,006	153,340
MIRACLES HAPPEN	43,303	28,760	14,544
Subtotal	\$2,027,374	\$1,891,684	\$135,690
SHIPPING	\$397,489	\$376,469	\$21,021
DISCOUNTS	(1,317,502)	(1,395,794)	78,292
DEVELOPMENTAL SUBSIDIES & ALLOWANCES	(279,822)	(240,443)	(39,379)
Subtotal	(\$1,199,835)	(\$1,259,768)	\$59,934
Gross Literature Income (less discounts)	\$8,770,611	\$8,059,457	\$711,155
RECOVERY LITERATURE COST OF GOODS			
BASIC TEXT: Hardcover English	\$304,208	\$380,699	(\$76,491)
BASIC TEXT: Translated	41,216	37,437	3,779
BASIC TEXT: Softcover	67,798	66,427	1,370
JUST FOR TODAY	161,783	99,541	62,242
IT WORKS: HOW & WHY	117,339	135,485	(18,146)
SPONSORSHIP BOOK	12,074	50,233	(38,158)
STEP WORKING GUIDES	88,559	127,348	(38,790)
LITERATURE PRODUCTION (IRAN)	542,387	300,086	242,301
OTHER RECOVERY LITERATURE	254,892	311,927	(57,035)
Subtotal	\$1,590,255	\$1,509,183	\$81,072



**Narcotics Anonymous World Services
Consolidated Statement of Activities**

Income Statement - For the Twelve Months Ending 30 June 2008

INCOME	YTD Actual	YTD Budget	Variance
OTHER INVENTORY COST OF GOODS			
MEDALLIONS	\$169,137	\$114,004	\$55,134
KEYTAGS & CHIPS	266,026	278,450	(12,424)
NON-FIPT INFORMATION BOOKLETS	47,014	38,902	8,112
HANDBOOKS	29,098	21,925	7,173
SPECIALTY ITEMS	12,564	20,387	(7,824)
AUDIO MATERIALS	475	1,036	(561)
GROUP/AREA MATERIALS	76,502	45,184	31,319
MIRACLES HAPPEN	4,735	3,856	879
Subtotal	\$605,551	\$523,744	\$81,807
Total Cost of Goods	\$2,195,806	\$2,032,927	\$162,879
Net Literature Income	\$6,574,805	\$6,026,529	\$548,276
FELLOWSHIP DONATIONS			
BREAKDOWN BY DONOR TYPE			
Members	\$11,775	\$8,118	\$3,657
Groups	60,790	45,350	15,440
Areas	139,542	101,309	38,232
Regions	693,271	617,615	75,656
Events/Conventions	31,186	46,812	(15,626)
Unity Day	18,461	9,912	8,549
Zonal & Other Forums	23,649	7,214	16,435
Total Donations	\$978,673	\$836,330	\$142,343
MISCELLANEOUS INCOME			
LICENSED VENDOR PAYMENTS	\$25,750	\$24,000	\$1,750
INTEREST	61,619	25,500	36,119
MISCELLANEOUS	42	0	42
Total Miscellaneous Income	\$87,411	\$49,500	\$37,911
INCOME ALL SOURCES (Not including event specific)	\$7,640,889	\$6,912,359	\$728,530



**Narcotics Anonymous World Services
Consolidated Statement of Activities**
Income Statement – For the Twelve Months Ending 30 June 2008

EXPENSE	YTD Actual	YTD Budget	Variance
LITERATURE PRODUCTION & DISTRIBUTION			
<i>FIXED OPERATIONAL EXPENSES</i>			
MARKETING	\$24,606	\$107,567	(\$82,960)
IN HOUSE PRODUCTION (not included in Cost of Goods)	63,586	81,518	(17,932)
TRANSLATIONS (not included in Cost of Goods)	57,495	28,663	28,832
LITERATURE DISTRIBUTION (IRAN)	100,918	68,336	32,581
SHIPPING	538,526	414,693	123,832
BUSINESS PLAN WORK GROUP	\$5,513	\$34,200	(\$28,687)
LITERATURE & CONVENTION WORKSHOP	10,070	15,000	(4,930)
LEGAL	50,719	95,976	(45,257)
LITERATURE PRODUCTION & DISTRIBUTION TRAVEL	24,857	26,000	(1,143)
INVENTORY ADJUSTMENT	0	0	0
ACCOUNTING	9,555	15,671	(6,116)
PERSONNEL (Includes amount budgeted to variable projects)	1,163,605	1,047,411	116,193
OVERHEAD	561,938	474,049	87,889
TECHNOLOGY	93,195	77,928	15,267
Total Literature Production & Distribution	\$2,704,583	\$2,487,012	\$217,571
<i>WORLD SERVICE CONFERENCE SUPPORT</i>			
<i>FIXED OPERATIONAL EXPENSES</i>			
PUBLICATIONS	\$83,571	\$33,657	\$49,914
WORLD SERVICE CONFERENCE BIENNIAL MEETING	517,648	314,136	203,512
WORLD BOARD	166,937	199,290	(32,353)
HUMAN RESOURCE PANEL	20,522	28,302	(7,781)
WSC CO-FACILITATOR	0	6,114	(6,114)
CONFERENCE RELATED TRAVEL	498	0	498
LEGAL	0	0	0
ACCOUNTING	5,733	9,402	(3,669)
PERSONNEL (Includes amount budgeted to variable projects)	697,270	630,768	66,502
OVERHEAD	340,131	286,536	53,595
TECHNOLOGY	55,917	46,824	9,093
Subtotal	\$1,888,226	\$1,555,029	\$333,197
<i>VARIABLE OPERATIONAL EXPENSES</i>			
NAWS COMMUNICATIONS AND PUBLICATIONS	\$0	\$25,000	(\$25,000)
WORLD WIDE WORKSHOPS	74,499	127,500	(53,001)
FINISHED WSC PROJECTS (Implement PR Handbook)	7,374	50,000	(42,626)
Subtotal	\$81,874	\$202,500	(\$120,626)
<i>Total World Service Conference Support</i>	<i>\$1,970,100</i>	<i>\$1,757,529</i>	<i>\$212,571</i>



**Narcotics Anonymous World Services
Consolidated Statement of Activities**

Income Statement - For the Twelve Months Ending 30 June 2008

EXPENSE	YTD Actual	YTD Budget	Variance
FELLOWSHIP DEVELOPMENT			
<i>FIXED OPERATIONAL EXPENSES</i>			
PUBLICATIONS	\$98,552	\$140,082	(\$41,530)
FELLOWSHIP SUPPORT	355,101	148,362	206,739
PROFESSIONAL EVENTS/ PUBLIC RELATIONS	113,470	62,981	50,489
DEVELOPMENTAL LITERATURE	343,241	245,036	98,205
ARCHIVES & INFORMATION MANAGEMENT	0	36	(36)
LEGAL	0	976	(976)
ACCOUNTING	8,463	13,880	(5,417)
PERSONNEL (Includes amount budgeted to variable projects)	1,029,303	927,707	101,596
OVERHEAD	459,545	340,876	118,670
TECHNOLOGY	82,544	69,022	13,522
Subtotal	\$2,490,219	\$1,948,958	\$541,261
<i>VARIABLE OPERATIONAL EXPENSES</i>			
BASIC TEXT PROJECT	\$4,262	\$62,300	(\$58,038)
PUBLIC RELATIONS DEVELOPMENT	926	20,000	(19,074)
SERVICE MATERIALS	0	37,375	(37,375)
SERVICE HANDBOOKS	110	20,000	(19,890)
SELF-SUPPORT PAMPHLET	0	0	0
SERVICE STRUCTURE RELATIONSHIP & DEFINITION	0	0	0
TARGETED LITERATURE	4,662	37,875	(33,213)
FELLOWSHIP ISSUE DISCUSSIONS	623	22,500	(21,877)
Subtotal	\$10,583	\$200,050	(\$189,467)
Total Fellowship Development	\$2,500,802	\$2,149,008	\$351,794
EVENTS			
<i>FIXED OPERATIONAL EXPENSES</i>			
UNITY DAY	\$0	\$0	\$0
FUTURE (AND PRIOR) CONVENTIONS	\$117,728	\$13,912	\$103,816
LEGAL	0	0	0
ACCOUNTING	20,049	8,238	11,811
PERSONNEL (Includes amount budgeted to variable projects)	434,530	390,975	43,555
OVERHEAD	253,470	190,382	63,087
TECHNOLOGY	34,615	29,003	5,612
Total Events (Not including event specific)	\$860,392	\$632,510	\$227,882
TOTAL EXPENSE ALL SOURCES (Not including event specific)	\$8,035,878	\$7,026,060	\$1,009,818
EXCESS REVENUE/EXPENSE (Not including event specific)	(\$394,989)	(\$113,701)	(\$281,288)



**Narcotics Anonymous World Services
Consolidated Statement of Activities**

Income Statement - For the Twelve Months Ending 30 June 2008

EXPENSE	YTD Actual	YTD Budget	Variance
<i>EVENT SPECIFIC</i>			
EVENT SPECIFIC INCOME			
WCNA-32 INCOME			
REGISTRATION	\$615,308	\$1,199,600	(\$584,292)
SPECIAL EVENTS	745,321	655,000	90,321
NEWCOMER DONATIONS	16,596	20,000	(3,404)
MERCHANDISE	669,487	977,500	(308,013)
OTHER SALES	28,683	60,000	(31,317)
REBATES	86,611	120,000	(33,389)
<i>Total Event Specific Income</i>	<u><i>\$2,162,006</i></u>	<u><i>\$3,032,100</i></u>	<u><i>(\$870,094)</i></u>
EVENT SPECIFIC EXPENSE			
WCNA-32 EXPENSE			
REGISTRATION	\$687,731	\$596,500	\$91,231
SPECIAL EVENTS	850,365	525,000	325,365
PROGRAM	32,350	309,000	(276,650)
MERCHANDISE	560,700	630,250	(69,550)
FACILITIES	563,006	410,000	153,006
SUPPORT COMMITTEE	19,231	34,900	(15,669)
ADMINISTRATION	228,197	252,000	(23,803)
<i>Total Event Specific Expense</i>	<u><i>\$2,941,580</i></u>	<u><i>\$2,757,650</i></u>	<u><i>\$183,930</i></u>
<i>Total Event Specific Excess Revenue/Expense</i>	<u><i>(\$779,574)</i></u>	<u><i>\$274,450</i></u>	<u><i>(\$1,054,024)</i></u>
INCREASE (DECREASE) NET UNRESTRICTED ASSETS	<u>(\$1,174,563)</u>	<u>\$160,749</u>	<u>(\$1,335,313)</u>



MANNON KAPLAN, CPA
GEORGE NADEL RIVIN, CPA
EDWIN KANEMARU, CPA
KENNETH R. HOLMER, CPA
DOUGLAS S. WAITE, CPA
CHARLES SCHNAID, CPA
DONALD G. GARRETT, CPA
CATHERINE C. GARDNER, CPA
JEFFREY L. GOSS, CPA
JOANNA BOLSKY, CPA
RONALD D. CHANDLER, CPA
MICHAEL G. KAPLAN, CPA
MICHAEL J. QUACKENBUSH, CPA
EDMOND AVANESS, CPA
CRANE CURRAN, CPA

STANLEY L. MILLER, CPA (1921-1995)
PAUL ARASE, CPA (RETIRED)



Miller, Kaplan, Arase & Co., LLP
CERTIFIED PUBLIC ACCOUNTANTS

SINCE 1941

180 MONTGOMERY STREET, SUITE 1840
SAN FRANCISCO, CALIFORNIA 94104-4233

(415) 956-3600

FAX (415) 956-6517

MEMBERS
THE AMERICAN INSTITUTE OF
CERTIFIED PUBLIC ACCOUNTANTS
THE CALIFORNIA SOCIETY
OF CERTIFIED PUBLIC ACCOUNTANTS
BAKER TILLY INTERNATIONAL
EIN 95-2036255

OTHER OFFICES:
NORTH HOLLYWOOD
LAS VEGAS

WWW.MILLERKAPLAN.COM



Independent Auditors' Report

To the World Board of
Narcotics Anonymous World Services, Inc.

We have audited the accompanying consolidated statements of financial position of Narcotics Anonymous World Services, Inc. (the "Organization") as of June 30, 2008, 2007 and 2006, and the related consolidated statements of activities, functional expenses and cash flows for the years then ended. These consolidated financial statements are the responsibility of the Organization's management. Our responsibility is to express an opinion on these consolidated financial statements based on our audits.

We conducted our audits in accordance with auditing standards generally accepted in the United States of America. Those standards require that we plan and perform the audits to obtain reasonable assurance about whether the consolidated financial statements are free of material misstatement. An audit includes examining, on a test basis, evidence supporting the amounts and disclosures in the financial statements. An audit also includes assessing the accounting principles used and significant estimates made by management, as well as evaluating the overall financial statement presentation. We believe our audits provide a reasonable basis for our opinion.

In our opinion, the consolidated financial statements referred to above present fairly, in all material respects, the financial position of Narcotics Anonymous World Services, Inc. as of June 30, 2008, 2007 and 2006, and the changes in its net assets and its cash flows for the years then ended in conformity with accounting principles generally accepted in the United States of America.

Miller, Kaplan, Arase & Co., LLP

MILLER, KAPLAN, ARASE & CO., LLP

October 13, 2008

**Narcotics Anonymous World Services
Consolidated Statement of Financial Position**

	<u>30-Jun-08</u>	<u>30-Jun-07</u>	<u>30-Jun-06</u>
Assets			
Current assets:			
Cash and cash equivalents	\$ 1,468,842	\$ 3,674,754	\$ 2,496,575
Investments - at fair value	1,089,303	1,042,822	988,966
Accounts receivable (net of allowance for uncollectible accounts of \$78,820, \$62,442, and \$63,597, respectively)	901,062	711,906	681,869
Publication inventory	878,024	904,920	850,381
Prepaid expenses	<u>128,513</u>	<u>139,965</u>	<u>115,763</u>
Total current assets	<u>4,465,744</u>	<u>6,474,367</u>	<u>5,133,554</u>
Property and equipment:			
Furniture and equipment	2,439,580	2,271,860	2,223,519
Leasehold improvements	<u>853,944</u>	<u>832,297</u>	<u>831,821</u>
	3,293,524	3,104,157	3,055,340
Less: accumulated depreciation and amortization	<u>(2,286,812)</u>	<u>(2,010,319)</u>	<u>(1,922,416)</u>
Total property and equipment - net	<u>1,006,712</u>	<u>1,093,838</u>	<u>1,132,924</u>
Other assets:			
Deposits	158,620	497,229	65,517
Trademarks, software and copyrights (net of accumulated amortization of \$936,155, \$857,500, and \$746,643, respectively)	<u>373,272</u>	<u>340,275</u>	<u>346,564</u>
Total other assets	<u>531,892</u>	<u>837,504</u>	<u>412,081</u>
Total assets	<u><u>\$ 6,004,348</u></u>	<u><u>\$ 8,405,709</u></u>	<u><u>\$ 6,678,559</u></u>
Liabilities and net assets			
Current liabilities:			
Accounts payable	\$ 424,818	\$ 535,540	\$ 280,906
Accrued salaries, vacation and tax withholdings payable	259,758	258,034	150,613
Current portion of capital lease obligations	84,462	76,239	80,836
Deferred convention revenue	<u>-</u>	<u>1,041,561</u>	<u>-</u>
Total current liabilities	769,038	1,911,374	512,355
Capital leases payable, less current portion	<u>580,549</u>	<u>665,011</u>	<u>615,834</u>
Total liabilities	1,349,587	2,576,385	1,128,189
Unrestricted net assets	<u>4,654,761</u>	<u>5,829,324</u>	<u>5,550,370</u>
Total liabilities and net assets	<u><u>\$ 6,004,348</u></u>	<u><u>\$ 8,405,709</u></u>	<u><u>\$ 6,678,559</u></u>



Narcotics Anonymous World Services Consolidated Statement of Financial Position

	<u>1-Jul-07 to 30-Jun-08</u>	<u>1-Jul-06 to 30-Jun-07</u>	<u>1-Jul-05 to 30-Jun-06</u>
Revenues, gains and other support:			
Sales of publications and program materials	\$ 8,772,453	\$ 8,433,771	\$ 7,973,244
Less discounts and cost of sales	<u>2,886,680</u>	<u>2,713,402</u>	<u>2,637,693</u>
Net sales of publications and program materials	5,885,773	5,720,369	5,335,551
Convention registration and other revenue	2,160,006	-	1,819,718
Conference contributions	980,673	879,863	764,393
Interest	61,619	77,190	42,358
Other	<u>84,534</u>	<u>121,200</u>	<u>114,299</u>
Total revenues, gains and other support	<u>9,172,605</u>	<u>6,798,622</u>	<u>8,076,319</u>
Expenses:			
Literature production and distribution	2,019,887	1,794,731	1,790,448
World Service Conference support	1,988,420	1,725,176	2,007,681
Fellowship development	2,527,017	2,528,737	2,225,739
Events	<u>3,811,844</u>	<u>471,024</u>	<u>2,114,695</u>
Total expenses	<u>10,347,168</u>	<u>6,519,668</u>	<u>8,138,563</u>
Change in net assets	(1,174,563)	278,954	(62,244)
Unrestricted net assets:			
Beginning of year	<u>5,829,324</u>	<u>5,550,370</u>	<u>5,612,614</u>
End of year	<u><u>\$ 4,654,761</u></u>	<u><u>\$ 5,829,324</u></u>	<u><u>\$ 5,550,370</u></u>

Narcotics Anonymous World Services Consolidated Statement of Functional Expenses

Year Ended 30 June 2008

	<u>Literature Production & Distribution</u>	<u>World Service Conference Support</u>	<u>Fellowship Development</u>	<u>Events</u>	<u>Total</u>
Expenses:					
Salaries, wages and payroll taxes	\$ 1,093,143	\$ 595,335	\$ 878,828	\$ 368,540	\$ 2,935,846
Employee health benefits	109,538	65,723	97,019	40,685	312,965
Retirement contribution	22,075	13,245	19,552	8,200	63,072
Contract labor	10,331	5,306	7,832	3,284	26,753
Convention expense	-	-	-	3,058,948	3,058,948
Occupancy	175,399	105,239	155,353	65,148	501,139
Travel	14,072	172,000	237,467	3,133	426,672
Conferences	-	538,939	-	-	538,939
Worldwide workshops	10,069	74,500	209,482	-	294,051
Telephone	23,257	14,146	20,599	24,312	82,314
Postage	25,529	15,875	22,611	38,765	102,780
Office expense	51,615	32,724	45,717	19,171	149,227
Depreciation and amortization	124,303	74,581	110,096	46,169	355,149
Professional fees	78,755	17,753	26,207	27,490	150,205
Equipment leases	43,467	26,080	38,499	16,145	124,191
Computer expense	63,820	38,292	56,527	23,705	182,344
Insurance	16,498	9,898	14,612	6,128	47,136
Interest expense	63,381	38,028	56,137	23,542	181,088
Developmental literature	-	-	141,347	-	141,347
Free publications	-	83,571	98,428	-	181,999
Free literature	227	136	141,659	84	142,106
Public information	-	-	30,221	-	30,221
Other operating expenses	94,408	67,049	118,824	38,395	318,676
Total expenses	\$ 2,019,887	\$ 1,988,420	\$ 2,527,017	\$ 3,811,844	\$ 10,347,168



Narcotics Anonymous World Services Consolidated Statement of Functional Expenses

Year Ended 30 June 2007

	Literature Production & Distribution	World Service Conference Support	Fellowship Development	Events	Total
Expenses:					
Salaries, wages and payroll taxes	\$ 1,016,468	\$ 712,612	\$ 849,653	\$ 219,265	\$ 2,797,998
Employee health benefits	113,888	84,603	100,872	26,031	325,394
Retirement contribution	23,658	17,574	20,954	5,407	67,593
Contract labor	4,962	3,686	4,395	1,134	14,177
Convention expense	-	-	-	63,291	63,291
Occupancy	149,599	111,131	132,502	34,194	427,426
Travel	20,476	258,408	291,575	398	570,857
Conferences	-	37,598	-	-	37,598
Worldwide workshops	-	108,595	239,073	-	347,668
Telephone	25,043	19,215	22,181	11,531	77,970
Postage	10,503	8,575	18,548	5,411	43,037
Office expense	50,563	37,561	44,785	11,557	144,466
Depreciation and amortization	143,394	106,520	127,005	32,776	409,695
Professional fees	35,652	23,158	27,611	7,125	93,546
Equipment leases	16,389	12,175	14,516	3,746	46,826
Computer expense	33,288	24,729	29,485	7,609	95,111
Insurance	16,498	12,255	14,612	3,771	47,136
Interest expense	65,526	48,676	58,037	14,977	187,216
Developmental literature	-	-	140,889	-	140,889
Free publications	-	30,788	104,339	-	135,127
Free literature	175	130	50,411	40	50,756
Public information	-	-	39,935	-	39,935
Other operating expenses	68,649	67,187	197,359	22,761	355,956
Total expenses	\$ 1,794,731	\$ 1,725,176	\$ 2,528,737	\$ 471,024	\$ 6,519,668

**Narcotics Anonymous World Services
Consolidated Statement of Functional Expenses**

Year Ended 30 June 2006

	<u>Literature Production & Distribution</u>	<u>World Service Conference Support</u>	<u>Fellowship Development</u>	<u>Events</u>	<u>Total</u>
Expenses:					
Salaries, wages and payroll taxes	\$ 1,001,574	\$ 711,093	\$ 847,842	\$ 218,797	\$ 2,779,306
Employee health benefits	109,212	81,130	96,732	24,963	312,037
Retirement contribution	20,802	15,453	18,425	4,755	59,435
Contract labor	3,288	5,573	2,913	752	12,526
Convention expense	-	-	-	1,693,008	1,693,008
Occupancy	139,168	103,382	123,264	31,810	397,624
Travel	15,301	149,947	137,814	1,786	304,848
Conferences	-	417,216	-	-	417,216
Worldwide workshops	-	123,233	63,223	-	186,456
Telephone	22,139	17,179	19,608	9,649	68,575
Postage	11,554	9,152	14,938	6,668	42,312
Office expense	46,677	35,044	41,342	10,669	133,732
Depreciation and amortization	161,320	119,838	142,884	36,873	460,915
Professional fees	56,822	37,262	44,428	14,663	153,175
Equipment leases	6,722	4,994	5,954	3,498	21,168
Computer expense	42,518	31,585	37,659	9,743	121,505
Insurance	23,920	17,769	21,186	5,467	68,342
Interest expense	55,000	40,857	48,714	12,572	157,143
Developmental literature	-	-	144,252	-	144,252
Free publications	-	25,957	146,556	-	172,513
Free literature	334	248	52,443	77	53,102
Public information	-	-	21,372	-	21,372
Other operating expenses	74,097	60,769	194,190	28,945	358,001
Total expenses	\$ 1,790,448	\$ 2,007,681	\$ 2,225,739	\$ 2,114,695	\$ 8,138,563



Narcotics Anonymous World Services Consolidated Statement of Cash Flowss

	Year Ended		
	30-Jun-08	30-Jun-07	30-Jun-06
Cash flows from operating activities:			
Change in net assets	\$ (1,174,563)	\$ 278,954	\$ (62,244)
Adjustment to reconcile change in net assets to net cash provided (used) by operating activities:			
Depreciation and amortization	355,149	409,695	460,915
(Increase) decrease in assets:			
Accounts receivable	(189,156)	(30,037)	(59,821)
Publication inventory	26,896	(54,539)	(190,223)
Prepaid expenses	11,452	(348,823)	228,517
Deposits	338,609	(107,091)	(26,257)
Increase (decrease) in liabilities:			
Accounts payable	(110,722)	254,634	32,476
Accrued salaries and withholdings payable	1,724	107,421	(829)
Deferred revenue	(1,041,561)	1,041,561	(1,043,580)
Net cash provided (used) by operating activities	<u>(1,782,172)</u>	<u>1,551,775</u>	<u>(661,046)</u>
Cash flows from investing activities:			
Purchases of investments	(46,481)	(53,856)	(25,420)
Purchases of property and equipment	(167,719)	(107,454)	(93,917)
Purchases of leasehold improvements	(21,648)	(476)	(23,006)
Payments to secure copyrights and trademarks and purchase software	(111,653)	(104,567)	(62,347)
Net cash (used) by investing activities	<u>(347,501)</u>	<u>(266,353)</u>	<u>(204,690)</u>
Cash flows from financing activities:			
Repayment of capital lease obligations	(76,239)	(107,243)	(117,971)
Net cash (used) by financing activities	<u>(76,239)</u>	<u>(107,243)</u>	<u>(117,971)</u>
Net increase (decrease) in cash and cash equivalents	(2,205,912)	1,178,179	(983,707)
Cash and cash equivalents:			
Beginning of year	<u>3,674,754</u>	<u>2,496,575</u>	<u>3,480,282</u>
End of year	<u>\$ 1,468,842</u>	<u>\$ 3,674,754</u>	<u>\$ 2,496,575</u>

Supplemental disclosures of cash flow information: Interest paid during the years ended 30 June 2008, 2007 and 2006 amounted to \$181,088, \$187,216 and \$157,143, respectively.

Non-cash investing and financing activities: During the years ended 30 June 2007 and 2006, NAWS entered into lease obligations for the purchase of equipment in the amounts of \$463,780 and \$312,780, respectively. NAWS also retired, without payment, lease obligations in the amount of \$311,955 and \$98,144 during the years ended 30 June 2007 and 2006.



Notes to Consolidated Financial Statement

Independent Auditors' Report Years Ended June 2007, 2006 and 2005

Note 1 – Organization and Nature of Activities

Narcotics Anonymous World Services, Inc. (NAWS) was incorporated on 25 January 1977 and is headquartered in Chatsworth, California. In addition, NAWS operates a literature distribution facility in Toronto, Canada and offices in Brussels, Belgium and Iran. NAWS is a not-for-profit organization that provides communications and information for the Fellowship of Narcotics Anonymous (NA). NAWS achieves its purpose by maintaining correspondence with NA groups and service committees, by printing and distributing World Services Conference (WSC) approved literature, and by maintaining the archives and files of NA.

In 1993, NA established the Fellowship Intellectual Property Trust (the Trust). The Trust was established for the purpose of holding and administering all recovery material and other intellectual properties of NA. The Trust is included in the consolidated financial statements of NAWS as a result of common control.

NAWS is exempt under Section 501(c)(3) of the Internal Revenue Code and comparable California Revenue and Taxation Code. The Trust is also exempt under the applicable Internal Revenue Code and comparable California Revenue and Taxation Code. In addition, the Internal Revenue Service has determined that the organization is not a private foundation within the meaning of Section 509(a) of the Internal Revenue Code. Therefore, no provision for Federal and state income taxes was made for either NAWS or the Trust.

Note 2 – Summary of Significant Accounting Policies

A. Consolidation Policy and Basis of Accounting

The accompanying consolidated financial statements include the accounts of NAWS and the Trust. Significant intercompany balances and transactions are eliminated in consolidation. The consolidated financial statements are prepared on the accrual basis of accounting.

B. Financial Statement Presentation

Under Statement of Financial Accounting Standards No. 117, NAWS is required to report information regarding its financial position and activities according to three classes of net assets: unrestricted net assets, temporarily restricted net assets and permanently restricted net assets. As of 30 June 2008, 2007, and 2006, NAWS held no temporarily or permanently restricted net assets.

C. Cash and Cash Equivalents

NAWS considers all funds held in checking and savings accounts to be cash and cash equivalents.



D. Investments

NAWS investments are carried at fair value, which generally represents quoted market price as of the last business day of the year. Certificates of deposit are valued at cost, which approximates fair value. Investments include certificates of deposit, money market funds and government securities.

E. Publication Inventory

Publications and other items held for resale are included in inventories and are carried at the lower of cost or market, with cost determined by the first-in, first-out method.

F. Property and Equipment

Leasehold improvements and furniture and equipment are stated at cost. Major additions are capitalized while replacements, maintenance and repairs that do not improve or extend the useful life of the asset are expensed. Depreciation is computed using the straight-line method over the estimated useful lives of the related assets, which are as follows:

Leasehold improvements	5 years
Furniture and equipment	5 – 10 years

Depreciation expense for the years ended 30 June 2008, 2007, and 2006 amounted to \$276,493, 298,839 and \$340,264, respectively.

G. Trademarks and Copyrights

The cost of acquiring and defending copyrights and trademarks is capitalized and is being amortized over the approximate economic life of the copyright or trademark, which is estimated to be ten years. The cost of computer software is also capitalized and amortized over a period of seven years. Amortization expense for the years ended 30 June 2008, 2007, and 2006 amounted to \$78,656, \$110,856 and \$120,651, respectively.

H. Accounts Receivable and Allowance for Doubtful Accounts

Accounts receivable are reported net of an allowance for doubtful accounts. The allowance is based on management's estimate of the amount of receivables that will actually be collected. Management estimates uncollectible accounts based on the age of the receivable and other factors.

I. Translation of Foreign Financial Statements

Financial operations in Canada, Europe and the Middle East are translated throughout the year to United States dollars. Gains or losses resulting from translating foreign currency financial statements are recorded in the consolidated statements of activities.

J. Estimates

The preparation of financial statements in conformity with accounting principles generally accepted in the United States of America requires management to make estimates and assumptions that affect certain reported amounts and disclosures in the financial statements. Actual results could differ from those estimates.

K. Reclassifications

Certain amounts in the 2007 and 2006 financial statements have been reclassified to conform to the 2008 presentation.



Note 3 – Retirement Plan

NAWS maintains a qualified defined contribution retirement plan, which covers all employees. Under the terms of the plan, employees may elect to contribute pre-tax earnings up to the maximum allowable amount. NAWS matches up to 5% of the deferred earnings based on the employee's number of years of service. The matching contribution to the plan for the years ended June 30, 2008, 2007 and 2006 was \$63,072, \$67,593 and \$59,435, respectively.

Note 4 – Operating and Capital Leases

NAWS has entered into capital lease agreements for the use of telephone and office equipment. The total value of the equipment under capital leases as of 30 June 2008, 2007, and 2006 was \$776,560, \$855,486 and \$901,304, respectively. NAWS also leases equipment and facilities under various operating leases.

The following is a schedule of future minimum lease payments under capital leases together with the present value of the net minimum lease payments as of 30 June 2008:

Year ending June 30	
2009	\$246,528
2010	\$246,528
2011	\$246,528
2012	\$221,172
2013	\$145,104
Thereafter	<u>\$72,552</u>
Total minimum lease payments	\$1,178,412
Less: amount representing interest expense	<u>(\$513,401)</u>
Net minimum lease payments	\$665,011

The following is a schedule of future minimum rental payments required under operating leases that have initial or remaining noncancelable lease terms in excess of one year as of 30 June 2008:

Year ending 30 June	
2009	\$313,647
2010	\$315,873
2011	\$88,277
2012	<u>\$23,582</u>
Total minimum payment required	<u>\$741,379</u>

Total payments made under the leases during the years ended 30 June 2008, 2007, and 2006 were \$737,135 \$639,502 and \$586,545, respectively.



Note 5 – Investments

The following summary represents the fair value for each of the investment categories:

	2008	2007	2006
Investments at fair value as determined by quoted market price: US Government and Government Agency obligations	\$18,713	\$21,288	\$26,337
Equities	\$827		
Investments at fair value as determined by cost:			
Money market accounts	\$356,988	\$340,260	\$317,259
Certificates of deposit	\$712,775	\$681,274	\$645,370
Total	\$1,089,303	\$1,042,822	\$988,966

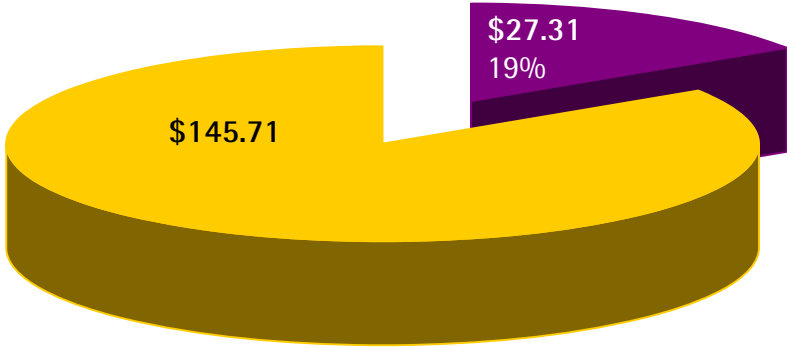
Note 6 – Concentration of Credit Risk

NAWS places its cash and cash equivalents with high quality financial institutions. Cash and cash equivalents balances exceeded the Federal Deposit Insurance Corporation insurance limits by approximately \$1,028,000 as of 30 June 2008. Subsequent to 30 June 2008, the limits were increased to \$250,000 from \$100,000 per financial institution per organization.

Note 7 – Employment Contract

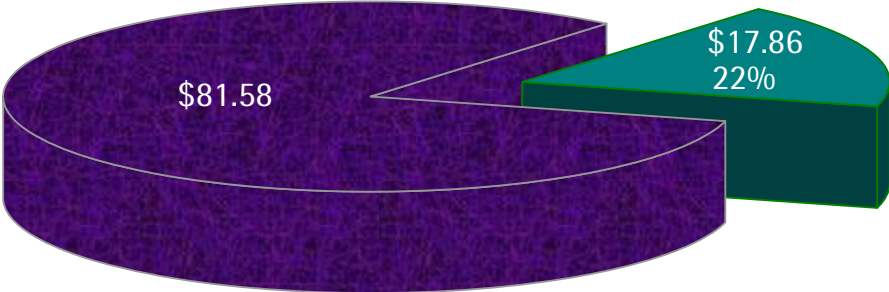
NAWS has entered into an employment agreement with its Executive Director for employment services. The agreement provides for compensation and benefits and expires on 31 December 2009. Should the agreement be terminated by NAWS, certain amounts would be payable to the Executive Director as defined in the agreement.

US & Canada Meetings/Groups Contributions Actual vs. Required



- Actual dollars received per group/meeting in USA & Canada
- Required dollars to cover Fellowship Services from contributions per meeting/group in USA & Canada

Worldwide Meetings/Groups Contributions Actual vs. Required



- Actual dollars received per meeting/group worldwide
- Required dollars to cover Fellowship Services from contributions per meeting/group worldwide

Our Freedom, Our Responsibility

Fellowship Contributions

Each year in the annual report we report contributions received from each region, broken down by service body, group, or member. These figures illustrate the extent to which fellowship contributions support NA World Services. Generally speaking, expenses not covered by fellowship contributions are paid for through literature revenue. We began to include the charts here to help groups compare their contributions to the costs of services provided by NAWS last year. It is always difficult to talk about money, but we are pleased to report that there has been a slight increase, from 21% to 22% from our groups worldwide in supporting these expenses. We believe that both spiritually and practically, this increase is something that needs to continue if we are to support the carrying of our message around the world.

Ongoing discussions about the importance of fellowship contributions have led to the approval of a conference project at WSC 2008 to rewrite IPs #24 and #25, “*Hey! What’s the Basket For?*” and *Self-Support: Principle and Practice*. Attention has also been given to the issue through a number of *NA Way* articles in recent years. We plan to continue making an effort to raise awareness that our areas, regions, and world services can only accomplish the work that can be afforded. Our service bodies tend to operate by simply doing the best they can with what they have. At this level, we hope that by offering groups an understanding of what we need to continue doing our work, we can encourage greater participation in making that work happen.

Other service bodies can do the same: figure out the costs of what it would take to deliver effective services in your area or region, and break down those figures into meaningful numbers, such as the amount of contributions needed per group per month. If we let our members know what we need to be successful in our work, we provide them with an opportunity to see how their contributions come to life.



Contributions by Regions

		<u>Jul07/Jun08</u> <u>No. of Donations</u>	<u>Jul07/Jun08</u> <u>Donations</u>	<u>Jul06/Jun07</u> <u>Donations</u>
ABCD Region				
3981601	ABCD REGION	10	700.50	862.06
3981403	AHANA (NY)	2	121.58	0.00
3981402	ALBANY/RENSSELAER AREA (NY)	6	284.38	159.63
	INDIVIDUAL MEMBERS	1	20.00	0.00
3981401	MOHAWK RIVER AREA	8	280.47	432.96
	ABCD Region Total:	27	1,406.93	1,454.65
Alabama - Northwest Florida				
3011601	ALABAMA/NW FLORIDA RSC	2	10,734.65	5,022.90
3011203	FIRST STEPS GROUP (AL)	1	400.00	0.00
3011211	GRATITUDE GROUP OF NA (FL)	9	276.96	420.63
3011401	GREATER PENSACOLA ASC	3	1,246.34	885.52
3011202	HOW AND WHY GROUP (AL)	0	0.00	120.00
	INDIVIDUAL MEMBERS	0	0.00	10.00
3011206	SURVIVAL GROUP (AL)	0	0.00	20.00
3011212	THIRD TRADITION GROUP (FL)	1	26.38	0.00
	Alabama - Northwest Florida Total:	16	12,684.33	6,479.05
Alaska Region				
3021401	ANCHORAGE AREA	0	0.00	150.00
3021208	FROZEN CHOZEN GROUP	1	25.00	50.00
3021201	OUT AND ABOUT GROUP (AK)	0	0.00	75.00
	Alaska Region Total:	1	25.00	275.00
Alsask Region				
3731601	ALSASK RSC	4	2,441.31	1,970.84
3731211	BIG ROCK NEWCOMERS	2	173.70	0.00
3731401	CHINOOK AREA (AB)	1	1,011.00	0.00
3731203	ESTEVAN DRAGLINE GROUP (SK)	0	0.00	225.00
	INDIVIDUAL MEMBERS	0	0.00	30.00
3731204	JUST FOR TODAY GROUP (AB)	2	55.00	0.00
3731201	THE NOONER GROUP (AB)	1	37.50	0.00
3731202	WINDS OF CHANGE GROUP (AB)	0	0.00	30.00
	Alsask Region Total:	10	3,718.51	2,255.84
Aotearoa - New Zealand Region				
3761601	AOTEAROA/NEW ZEALAND RSC	4	8,245.50	0.00
	Aotearoa - New Zealand Region Total:	4	8,245.50	0.00
Argentina Region				
3861601	ARGENTINA RSC	2	10,000.00	225.00
	Argentina Region Total:	2	10,000.00	225.00
Arizona Region				
3031202	APACHE JUNCTION NA	7	248.47	133.32
3031601	ARIZONA RSC	2	24,515.77	41,692.18
3031401	CAN NA AREA (AZ)	4	3,559.43	2,928.00
3031203	DEBBIESUE'S GROUP (AZ)	1	24.95	0.00
3031403	EAST VALLEY AREA (AZ)	12	1,785.47	2,180.77
3031206	GRUPO PRIMERO LO PRIMERO	1	100.00	71.00
	INDIVIDUAL MEMBERS	1	100.00	655.00
3031402	MOHAVE COUNTY EAST AREA (AZ)	2	575.00	20.00



		<u>Jul07/Jun08</u> <u>No. of Donations</u>	<u>Jul07/Jun08</u> <u>Donations</u>	<u>Jul06/Jun07</u> <u>Donations</u>
Arizona Region, continued				
3031405	SOUTHEASTERN ARIZONA ASC	1	500.00	0.00
3031207	SPIRITUALLY FIT WOMEN (AZ)	1	20.00	31.87
3031404	WEST SIDE AREA (AZ)	1	0.00	0.00
	Arizona Region Total:	33	31,429.09	47,712.14
Arkansas Region				
3041601	ARKANSAS RSC	2	2,206.14	2,424.15
3041206	AWOL GROUP (AR)	0	0.00	50.00
3041402	CENTRAL ARKANSAS AREA	1	396.66	1,402.04
3041205	CLEAN & SERENE GROUP (AR)	2	259.48	33.82
3041211	COMMON BOND GROUP (AR)	4	200.00	150.00
	INDIVIDUAL MEMBERS	1	240.00	0.00
3041202	NEW FREEDOM GROUP (TX)	0	0.00	50.50
3041207	NO MATTER WHAT GROUP	7	110.00	75.00
3041201	PARAGOULD NA GROUP	3	300.00	500.00
3041203	RECOVERY IN THE DAYLIGHT	6	359.26	426.13
3041209	SATURDAY NIGHT LIVE GROUP (AR)	1	50.00	50.00
3041404	TEXARKANA AREA	1	744.00	0.00
	Arkansas Region Total:	28	4,865.54	5,161.64
Australia Region				
3831203	NEWTOWN STEPS GROUP	1	150.00	0.00
3831401	SOUTH AUSTRALIAN ASC	1	467.80	0.00
	Australia Region Total:	2	617.80	0.00
Baja-son Region				
3283001	BAJA - CACHANILLA CONVENTION	1	450.00	0.00
	Baja-son Region Total:	1	450.00	0.00
Best Little Region				
3063001	BEST LITTLE REGION CONVENTION	0	0.00	1,528.45
3061208	NA HOPE GROUP (TX)	12	180.00	15.00
3061205	NEW AWAKENINGS GROUP (TX)	0	0.00	100.00
3061203	NEWCOMERS GROUP (TX)	0	0.00	103.00
3061204	NOTHING TO FEAR GROUP (TX)	3	174.10	61.65
3061403	PANHANDLE AREA (TX)	4	265.42	164.26
3061201	SERENITY GROUP (TX)	3	448.00	306.00
3061401	UNITY AREA OF WEST TEXAS	3	255.00	314.00
	Best Little Region Total:	25	1,322.52	2,592.36
Bluegrass-Appalachian Region				
30K1601	BLUEGRASS-APPALACHIAN RSC	1	628.00	945.00
30K1401	GRASS ROOTS AREA	0	0.00	1,000.00
30K1202	HUGS NOT DRUGS GROUP (KY)	2	200.00	50.00
30K1403	KENTUCKY SURVIVORS AREA	3	682.00	728.28
	Bluegrass-Appalachian Region Total:	6	1,510.00	2,723.28
Brazil Region				
3821402	ASC INTERIOR PAULISTA	1	100.50	750.06
3821203	ENCONTREI GROUP	3	24.00	0.00
3821204	GRUPA ESPERANZA (BRASIL)	1	75.00	0.00
3821202	GRUPO JARDINS (BRAZIL)	2	430.00	0.00
	Brazil Region Total:	7	629.50	750.06



		<u>Jul07/Jun08</u> <u>No. of Donations</u>	<u>Jul07/Jun08</u> <u>Donations</u>	<u>Jul06/Jun07</u> <u>Donations</u>
British Columbia Region				
3071601	BRITISH COLUMBIA RSC	2	9,858.40	8,625.00
	INDIVIDUAL MEMBERS	1	100.00	40.00
3071206	JUST AS WE ARE GROUP (BC)	3	270.00	0.00
3071207	JUST FOR TODAY GROUP (BC)	1	150.00	0.00
3071204	NEVER TOO YOUNG GROUP (BC)	7	103.67	0.00
3071205	PORT HARDY NA (BC)	2	225.00	0.00
3071203	SATURDAY NIGHT LIVE GROUP (BC)	0	0.00	15.75
3071209	SOOKE MONDAY NIGHT UNITY	1	60.00	0.00
3071406	SOUTH VANCOUVER ISLAND (BC)	2	516.28	245.25
3071403	STRATHCONA AREA (BC)	0	0.00	375.00
3071202	TUNNEL OF LIGHT GROUP (BC)	0	0.00	225.00
	British Columbia Region Total:	19	11,283.35	9,526.00
Buckeye Region				
3081601	BUCKEYE RSC	2	1,200.00	0.00
3081401	WESTERN RESERVE AREA (WRASCNA)	9	90.00	130.00
	Buckeye Region Total:	11	1,290.00	130.00
California Inland Region				
3801203	ALL ABOUT RECOVERY GROUP	1	50.00	0.00
3801601	CALIFORNIA INLAND RSC	1	151.32	209.31
3801401	GREATER MOJAVE AREA	0	0.00	234.46
	INDIVIDUAL MEMBERS	1	5.00	500.00
3601215	TRADITIONS 101 GROUP	2	94.00	56.00
	California Inland Region Total:	5	300.32	999.77
California Midstate Region				
3091601	CALIFORNIA MID STATE RSC	0	0.00	4,000.00
3091401	FOOTHILL AREA (CA)	11	83.40	77.17
	California Midstate Region Total:	11	83.40	4,077.17
Canadian Atlantic Region				
3401601	CANADIAN ATLANTIC REGION	1	543.00	0.00
	Canadian Atlantic Region Total:	1	543.00	0.00
Carolina Region				
30P1401	CAPITAL AREA (NC)	3	606.69	730.69
3101601	CAROLINA RSC	4	10,000.00	13,500.00
3101210	FLOWERTOWN NA	8	343.35	143.00
3101240	FREE SPIRIT GROUP (SC)	0	0.00	235.00
3101234	GATEWAY TO FREEDOM GROUP	11	76.00	136.00
30P1405	GREATER CHARLOTTE AREA (NC)	9	1,451.36	650.26
3101202	HIGH NOON GROUP (SC)	0	0.00	300.00
3101403	SOUTH COASTAL AREA (SC)	5	100.25	494.87
3101226	STAY CLEAN GROUP (SC)	2	542.00	525.00
3101401	SUN CITY AREA (SC)	3	435.98	723.27
	Carolina Region Total:	45	13,555.63	17,438.09
Central Atlantic Region				
3541601	CENTRAL ATLANTIC REGION	0	0.00	2,402.19
	INDIVIDUAL MEMBERS	0	0.00	0.00
3541203	IT CAN BE DONE GROUP (VA)	7	81.60	20.00
3541214	LIFELINE GROUP	3	60.52	0.00



		<u>Jul07/Jun08</u>	<u>Jul07/Jun08</u>	<u>Jul06/Jun07</u>
		<u>No. of Donations</u>	<u>Donations</u>	<u>Donations</u>
Central Atlantic Region, continued				
3541407	NEW DOMINION AREA (NDANA)	3	2,139.61	3,107.00
3541206	NEW VISION GROUP (VA)	8	216.30	87.00
3541403	PIEDMONT AREA (VA)	2	885.00	1,675.77
	Central Atlantic Region Total:	23	3,383.03	7,291.96
Central California Region				
3111601	CENTRAL CALIFORNIA RSC	1	7,174.59	4,170.00
3111401	CENTRAL COAST AREA (CA)	10	464.88	601.62
3111403	COUNTY LINE AREA (CA)	3	1,710.00	0.00
3111217	FRIDAY STEP STUDY GROUP (CA)	1	232.00	1,649.00
3111402	GOLD COAST AREA (CA)	12	6,791.91	1,749.18
	INDIVIDUAL MEMBERS	2	13.00	0.00
3111404	KERN COUNTY AREA	5	303.87	400.00
3111205	NACHATROOM.ORG GROUP (CA)	1	99.00	0.00
3111204	NEW ATTITUDES GROUP (CA)	4	332.69	600.00
3111202	OLD SCHOOL GROUP	0	0.00	70.00
3111213	RECOVERY QUEST GROUP (CA)	0	0.00	58.00
3111203	STAY IN THE SOLUTION GROUP	9	509.00	55.00
3111210	STEP STUDY GROUP (CA)	0	0.00	61.00
	Central California Region Total:	48	17,630.94	9,413.80
Chesapeake & Potomoc Region				
3121203	ANOTHER LOOK GROUP (VA)	2	48.00	182.04
3121601	CHESAPEAKE AND POTOMAC RSC	3	24,478.11	585.34
	INDIVIDUAL MEMBERS	0	0.00	237.65
3121201	IT WORKS HOW & WHY GROUP (MD)	11	101.00	62.89
3121401	NORTHERN VIRGINIA AREA (NORVA)	1	1,500.00	3,000.00
	Chesapeake & Potomoc Region Total:	17	26,127.11	4,067.92
Chicagoland Region				
3131202	BASIC MEETING (IL)	1	30.00	0.00
3131601	CHICAGOLAND RSC	2	1,000.00	200.00
3131215	HOW GROUP OF NA	1	80.00	0.00
	INDIVIDUAL MEMBERS	1	1.00	150.00
3133002	KINGS HOUSE RETREAT	0	0.00	37.00
3131204	NA HOW GROUP	2	165.00	0.00
3131201	NEWLY REVISED MEETING	0	0.00	360.72
3131212	NIGHT BEFORE XMAS (IL)	1	22.00	57.52
3131405	NORTH CITY ASC	2	228.87	817.93
3131401	NORTH SUBURBAN AREA	0	0.00	200.00
3131404	SOUTH CITY AREA (IL)	1	59.68	1,010.17
3131205	SUNDAY NIGHT MAGIC GROUP	1	75.00	0.00
3131403	SWANA (IL)	7	239.17	509.06
3131214	WALK THIS WAY GROUP OF NA	1	300.00	0.00
3131203	WHAT CAN I DO GROUP	0	0.00	30.00
	Chicagoland Region Total:	20	2,200.72	3,372.40
Chile Region				
30E1601	CHILE REGION	2	335.00	50.00
	Chile Region Total:	2	335.00	50.00



		<u>Jul07/Jun08</u> <u>No. of Donations</u>	<u>Jul07/Jun08</u> <u>Donations</u>	<u>Jul06/Jun07</u> <u>Donations</u>
Colombia Region				
3141210	APORTE ANONIMO (COLOMBIA)	1	5.01	4.68
3141402	BOGATA ASC	1	12.16	0.00
3141400	CARTAGENA ASC	5	12.60	13.53
3141601	COLOMBIA RSC	1	682.00	284.16
3141206	GRUPO SI NOS RECUPERAMOS	2	9.82	29.04
3141211	GRUPO CENTRAL	5	12.28	0.00
3141209	GRUPO DESPERTARES	0	0.00	17.88
3141201	GRUPO EL CAMINO	0	0.00	36.18
3141207	GRUPO EL MILAGRO	0	0.00	0.88
3141205	GRUPO EL SOCORRO	6	5.96	10.69
3141202	GRUPO LA PLAYA	8	49.93	49.81
3141203	GRUPO NUEVO AMANECER (CARTA	6	2.99	7.96
3141208	NUEVO AMANECER BOGOTA	4	150.85	129.07
	Colombia Region Total:	39	943.60	583.88
Colorado Region				
3151404	BOULDER AREA (CO)	1	100.00	0.00
3151205	CLEAN & SERENE GROUP (CO)	2	174.50	93.08
3151601	COLORADO RSC	1	1,000.00	5,062.00
3151215	GOLDEN GROUP (CO)	4	131.04	81.50
3151212	HERE & NOW GROUP (CO)	0	0.00	488.78
	INDIVIDUAL MEMBERS	2	90.00	58.00
3151226	KEEP IT SERENELY SIMPLE	1	16.63	0.00
3151225	LAST CHANCE NA GROUP	0	0.00	36.00
3151405	MILE HIGH AREA (CO)	3	1,147.25	200.00
3151207	NORTHSIDE YOUNG IN RECOVERY	2	127.20	51.15
3151208	PIECE OF FREEDOM GROUP	1	100.00	100.00
3151406	PPASC (CO)	3	74.99	0.00
3151209	RAY OF LIGHT GROUP	1	17.00	0.00
3151220	ROAD TO GOLDEN RECOVERY	2	43.94	40.00
3151204	ROCKY MOUNTAIN NOT HIGH GROU	0	0.00	100.00
3151203	TRUE BLUE GROUP (CO)	9	399.37	383.36
3151206	TURNING POINT GROUP (CO)	2	32.00	13.00
	Colorado Region Total:	34	3,453.92	6,706.87
Connecticut Region				
3161210	RECOVERY ON THE MOUNTAIN	1	284.22	0.00
3161601	CONNECTICUT RSC	5	17,683.63	14,231.92
3161209	ELEVATOR'S BROKEN GROUP	0	0.00	74.00
3161401	GREATER HARTFORD (GHANA)	2	541.17	1,318.55
	INDIVIDUAL MEMBERS	0	0.00	500.00
3161201	NO OTHER WAY GROUP (CT)	5	479.00	245.00
3161202	PORT OF RECOVERY GROUP (CT)	0	0.00	43.00
3161203	STEPPIN' THRU IT ALL GROUP	0	0.00	190.44
	Connecticut Region Total:	13	18,988.02	16,602.91
Costa Rica Region				
3951601	COSTA RICA REGION	0	0.00	150.00
3951201	HIGH NOON GROUP (COSTA RICA)	1	300.00	80.00
	Costa Rica Region Total:	1	300.00	230.00



		<u>Jul07/Jun08</u> <u>No. of Donations</u>	<u>Jul07/Jun08</u> <u>Donations</u>	<u>Jul06/Jun07</u> <u>Donations</u>
Denmark Region				
	INDIVIDUAL MEMBERS	3	90.00	40.00
3171202	TOGETHER WE CAN (DENMARK)	1	100.00	0.00
	<i>Denmark Region Total:</i>	<u>4</u>	<u>190.00</u>	<u>40.00</u>
Eastern New York Region				
30A1219	AWARENESS GROUP (NY)	0	0.00	12.00
30A1221	DAYSTAR GROUP	1	66.00	0.00
30A1226	DAYSTEPPERS NA GROUP	2	97.00	0.00
30A1601	EASTERN NEW YORK REGION	2	4,000.00	2,500.00
30A1213	GRUPO ESPERANZA (NY)	3	140.00	0.00
30A1222	GRUPO LIBRATAD (NY)	1	30.00	0.00
30A1225	HOPEFUL IN HICKSVILLE	2	213.00	0.00
	INDIVIDUAL MEMBERS	0	0.00	25.00
30A1210	KEEP IT SIMPLE GROUP (NY)	0	0.00	39.00
30A1220	KEEPING IT GREEN (NY)	0	0.00	25.00
30A1206	LIFE AFTER DRUGS GROUP (NY)	1	30.00	0.00
3231405	METRO AREA DE HABLA HISPANA	0	0.00	368.00
30A1404	METRO AREA HISPANA	1	200.00	0.00
30A1209	MONDAY TOPIC MEETING	0	0.00	141.92
30A1202	MY GROUP (NY)	0	0.00	9.00
30A3001	NASCOMM CORP	0	0.00	5,000.00
30A1402	NASSAU AREA	1	5,000.00	0.00
30A1223	SERENITY SUNDAY GROUP	2	60.00	0.00
30A1401	SIMPLY SPIRITUAL AREA	0	0.00	1,000.00
30A1218	STRAIGHT AT SIX GROUP	0	0.00	12.00
30A1224	THE PROGRAM (NY)	4	445.00	0.00
	<i>Eastern New York Region Total:</i>	<u>20</u>	<u>10,281.00</u>	<u>9,131.92</u>
Eastern Pennsylvania Region				
3001601	EASTERN PENNSYLVANIA REGION	2	11,742.81	6,307.89
	<i>Eastern Pennsylvania Region Total:</i>	<u>2</u>	<u>11,742.81</u>	<u>6,307.89</u>
Ecuador Region				
3933003	CRENA X (ECUADOR)	1	302.36	0.00
	<i>Ecuador Region Total:</i>	<u>1</u>	<u>302.36</u>	<u>0.00</u>
Florida Region				
3181203	A TRAIN TO SOMEWHERE GROUP	4	134.97	137.29
3181404	DAYTONA AREA (FL)	1	100.00	0.00
3181601	FLORIDA RSC	3	27,653.40	25,836.71
3181208	GIVE IT UP GROUP	2	64.83	271.32
3181401	GREATER ORLANDO AREA	3	2,722.87	4,612.35
3181202	HOW TO LIVE GROUP (FL)	3	30.87	11.70
	INDIVIDUAL MEMBERS	3	1,525.00	138.00
3181215	JUST FOR TODAY GROUP (FL)	10	617.06	299.03
3181206	KISSIMMEE CONNECTION	0	0.00	37.68
3181209	NEW BEGINNINGS GROUP (FL)	9	142.00	152.00
3181402	PALM COAST AREA (FL)	4	3,753.00	3,411.00
3181222	RECOVERY MATTERS GROUP (FL)	11	420.62	477.50
3181201	STEPS TO FREEDOM GROUP (FL)	11	244.25	291.00
3181207	THE LIE IS DEAD GROUP (FL)	1	29.71	66.75



		<u>Jul07/Jun08</u>	<u>Jul07/Jun08</u>	<u>Jul06/Jun07</u>
		<u>No. of Donations</u>	<u>Donations</u>	<u>Donations</u>
Florida Region, continued				
3181224	UN NUEVO AMANECER (FL)	0	0.00	10.00
3181217	WOLF GROUP (FL)	1	25.00	0.00
Florida Region Total:		66	37,463.58	35,752.33
France Region				
3871601	FRANCE RSC	0	0.00	1,240.17
France Region Total:		0	0.00	1,240.17
Free State Region				
3191202	CANTON NOON	3	180.00	0.00
3193001	FREE STATE REGIONAL CONVENTIOI	1	3,500.00	0.00
3191601	FREE STATE RSC	10	32,356.47	26,386.34
	INDIVIDUAL MEMBERS	1	100.00	125.00
3191203	JOY OF RECOVERY	1	100.00	0.00
3191201	STEPPIN AT NOON GROUP	0	0.00	486.00
3191210	THURSDAY NIGHT CANDLELITE	1	3.75	0.00
Free State Region Total:		17	36,240.22	26,997.34
Georgia Region				
3201224	BLIND FAITH GROUP (GA)	8	474.59	633.16
3201203	CLEAN HOUSE GROUP (GA)	0	0.00	61.00
3201208	CLOSE ENCOUNTERS GROUP	5	388.00	264.16
3201212	DOWNUNDER GROUP (GA)	9	599.00	672.43
3201209	FREE TO BE ME GROUP	1	90.00	50.00
3201601	GEORGIA RSC	2	24,689.10	18,944.93
3201202	GOOD LIFE GROUP (GA)	0	0.00	575.00
	INDIVIDUAL MEMBERS	1	50.00	100.00
3201206	INTERNATIONAL CITY GROUP OF NA	7	206.23	523.77
3201231	IP #2 GROUP OF NA	5	183.47	401.25
3201220	JUST FOR TODAY GROUP (GA)	2	60.48	89.93
3201234	LEARNING TO LIVE GROUP	1	42.50	0.00
3201214	LIVING FREE GROUP (GA)	6	521.51	225.18
3201215	MEETING IN THE MOUNTAINS	1	81.63	147.53
3201228	NEW BEGINNINGS GROUP (GA)	0	0.00	50.00
3201404	NEW FREEDOM AREA (GA)	0	0.00	269.23
3201205	NEW HORIZON GROUP (GA)	4	246.47	126.09
3201235	SPIRITUAL PRINCIPLES	1	191.00	0.00
3201211	START LIVING GROUP (GA)	1	150.00	247.43
3201216	STONE COLD RECOVERY (GA)	2	340.80	144.39
3201227	SURRENDER GROUP (GA)	11	482.00	489.00
3201229	THE BACKROOM GROUP	6	605.00	689.75
3201204	WE DO RECOVER GROUP (GA)	4	100.00	135.00
3201217	WE SURRENDER GROUP (GA)	8	436.38	0.00
3201213	WITHOUT PARALLEL GROUP (GA)	8	200.00	0.00
Georgia Region Total:		93	30,138.16	24,839.23
German Speaking Region				
3211601	GERMAN SPEAKING RSC	2	861.84	0.00
3211202	PEACE OF MIND GROUP	1	10.00	0.00
German Speaking Region Total:		3	871.84	0.00



		<u>Jul07/Jun08</u> <u>No. of Donations</u>	<u>Jul07/Jun08</u> <u>Donations</u>	<u>Jul06/Jun07</u> <u>Donations</u>
Greater Illinois Region				
3221601	GREATER ILLINOIS RSC	2	2,493.05	0.00
3221401	ILLINOIS VALLEY AREA (IL)	2	658.00	47.00
	INDIVIDUAL MEMBERS	2	130.00	60.00
3221202	IT WORKS HOW & WHY GROUP (IL)	1	75.00	0.00
3221204	SERENITY SEEKERS (IL)	3	245.00	48.00
3221201	THE MEETING (IL)	4	75.00	30.00
	Greater Illinois Region Total:	14	3,676.05	185.00
Greater New York Region				
3231255	A GREATER CONSCIOUSNESS	2	48.00	0.00
3231214	BACK TO BASICS GROUP (NY)	3	30.00	0.00
3231248	CARRY THE MESSAGE GROUP (NY)	0	0.00	107.50
3231213	FRIDAY FOCUS GROUP	0	0.00	92.00
3461210	FRIDAY FREEDOM GROUP	2	294.00	0.00
3231246	GET REAL ON THE TERRACE	0	0.00	16.00
3233001	GREATER NEW YORK CONVENTION	0	0.00	2,500.00
3231601	GREATER NEW YORK RSC	3	3,760.58	2,500.00
3231205	GUT LEVEL GROUP (NY)	1	20.00	0.00
3231208	HAPPY, JOYOUS & FREE (NY)	0	0.00	91.00
	INDIVIDUAL MEMBERS	14	423.00	0.00
3231207	LUNCH TIME RECOVERY (NY)	1	50.00	100.00
3231403	NEW YORK CITY AREA	6	4,617.05	3,680.28
3231401	OPEN ARM AREA (NY)	1	58.37	0.00
3231257	PRACTICING PRINCIPLES (NY NY)	2	88.00	0.00
3231254	RECOVERY ON THE BLVD (NY)	2	79.00	0.00
3231402	ROCKLAND AREA	2	450.00	600.00
3231206	SATURDAY SERENITY GROUP (NY)	3	250.00	280.00
3231209	SERENITY NOW GROUP (NY)	3	300.00	60.00
3231201	THE BEGINNINGS GROUP (NY)	0	0.00	30.00
3231240	THE DREAM IS REAL GROUP	1	19.00	96.65
3231210	THE LITTLE MEETING (NY)	5	315.75	0.00
3461209	THE ONLY GAME IN TOWN (NY)	6	246.00	0.00
3231256	TOGETHER ON SUNDAY (NY)	1	42.25	0.00
	Greater New York Region Total:	58	11,091.00	10,153.43
Greater Philadelphia Region				
3241203	A NEW BEGINNING GROUP (PA)	1	100.00	60.00
3241401	DELCO AREA	3	1,607.92	3,164.73
3241201	FOLSOM GROUP	9	275.00	260.00
	INDIVIDUAL MEMBERS	0	0.00	400.00
3241204	NEVER ALONE GROUP (PA)	1	126.25	0.00
3241202	TWELVE STEPS TO FREEDOM	1	60.00	46.30
	Greater Philadelphia Region Total:	15	2,169.17	3,931.03
Greece Region				
30F1601	GREECE REGION	0	0.00	128.30
	Greece Region Total:	0	0.00	128.30
Guatemala Region				
30I1601	GUATEMALA REGION	2	135.00	100.00
	Guatemala Region Total:	2	135.00	100.00



		<u>Jul07/Jun08</u> <u>No. of Donations</u>	<u>Jul07/Jun08</u> <u>Donations</u>	<u>Jul06/Jun07</u> <u>Donations</u>
Hawaii Region				
3253001	DOWNTOWN OHANA ANNUAL PICN	0	0.00	60.00
3251601	HAWAII RSC	4	1,564.31	217.42
	INDIVIDUAL MEMBERS	0	0.00	70.00
3251401	OAHU AREA (HI)	13	799.33	827.48
3251201	POINT OF RECOVERY GROUP	0	0.00	26.12
3251202	TALKING HEADS GROUP (HI)	0	0.00	19.00
	Hawaii Region Total:	<u>17</u>	<u>2,363.64</u>	<u>1,220.02</u>
India Region				
30G1201	NEW AWAKENING GROUP (INDIA)	1	50.00	0.00
	India Region Total:	<u>1</u>	<u>50.00</u>	<u>0.00</u>
Indiana Region				
3261203	BACK TO BASICS GROUP	0	0.00	11.26
3261406	CENTRAL INDIANA AREA (CIASC)	6	4,226.63	2,045.65
3261401	CROSS ROADS AREA (IN)	5	474.83	1,233.15
3263002	END OF SUMMER CELEBRATION	1	100.00	100.00
3263001	INDIANA REGION CONVENTION	1	7,000.00	11,000.00
3261601	INDIANA RSC	6	5,442.77	3,751.71
	INDIVIDUAL MEMBERS	2	450.00	0.00
3261403	MID - STATE AREA (IN)	5	827.00	205.00
3261219	MIRACLES OF RECOVERY (IN)	4	80.00	100.00
3261407	NORTH CENTRAL INDIANA AREA	0	0.00	-523.21
3261405	NORTHEASTERN INDIANA AREA	2	154.65	194.80
3261202	RATS NA DRAIN DITCH GROUP	6	82.00	51.00
3261204	SOLIDARITY GROUP	1	42.97	56.31
3261402	SOUTH SHORE AREA (IN)	5	2,855.00	1,175.00
3261212	TUESDAY NIGHT NA (IN)	2	79.49	32.10
3261205	WONDERFUL PLACE GROUP (IN)	1	7.59	0.00
	Indiana Region Total:	<u>47</u>	<u>21,822.93</u>	<u>19,432.77</u>
Iowa Region				
3271202	CLEAN & SERENE GROUP (IA)	1	300.00	150.00
	INDIVIDUAL MEMBERS	0	0.00	0.00
3271601	IOWA RSC	2	2,000.00	2,000.00
3271203	MIRACLES OF RECOVERY (IA)	1	400.00	350.00
3271204	RATHBUN REGIONAL NA	0	0.00	100.00
3271206	VISION OF HOPE NA	1	75.00	0.00
	Iowa Region Total:	<u>5</u>	<u>2,775.00</u>	<u>2,600.00</u>
Iran Region				
30M1601	IRAN REGION	2	15,000.00	0.00
	Iran Region Total:	<u>2</u>	<u>15,000.00</u>	<u>0.00</u>
Japan Region				
3291601	JAPAN REGION	1	1,534.40	1,141.34
	Japan Region Total:	<u>1</u>	<u>1,534.40</u>	<u>1,141.34</u>
Kentuckiana Region				
3301215	12 STEPPERS	1	100.00	0.00
3301208	CLEAN & SERENE GROUP (KY)	0	0.00	190.00
3301203	HOW IT WORKS GROUP (KY)	4	134.23	205.01
	INDIVIDUAL MEMBERS	4	69.12	0.00



		<u>Jul07/Jun08</u> <u>No. of Donations</u>	<u>Jul07/Jun08</u> <u>Donations</u>	<u>Jul06/Jun07</u> <u>Donations</u>
Kentuckiana Region, continued				
3301202	JUST FOR TODAY GROUP (KY)	0	0.00	10.00
3301601	KENTUCKIANA RSC	1	922.73	0.00
3301205	LIVING THE PROGRAM GROUP	1	20.00	45.00
3301401	LOUISVILLE AREA	0	0.00	1,000.00
3301201	OFF THE WALL GROUP (KY)	1	150.00	200.00
3301216	SERENE WARRIORS GROUP	2	200.00	0.00
3301206	WE DO RECOVER GROUP (KY)	2	55.00	75.00
	Kentuckiana Region Total:	16	1,651.08	1,725.01
Le Nordet				
3891601	LE NORDET RSC	1	1,000.20	0.00
	Le Nordet Total:	1	1,000.20	0.00
Lone Star Region				
3311203	ANOTHER CHANCE GROUP (TX)	10	415.10	568.88
3311223	BROADWAY GROUP (TX)	6	343.90	964.01
3311228	CARROLLTON FARMERS BRANCH NA	1	50.00	0.00
3311227	CROSSROADS GROUP	4	49.72	0.00
3311226	DOWNTOWN GROUP (TX)	10	130.00	120.00
3311408	EAST TEXAS AREA	0	0.00	100.00
	INDIVIDUAL MEMBERS	0	0.00	2.00
3311207	JUST FOR TODAY GROUP (TX)	5	225.00	175.00
3311212	LAST HOUSE ON THE BLOCK (TX)	10	215.14	305.90
3311208	LIVING RECOVERY GROUP (TX)	2	30.49	0.00
3311601	LONE STAR RSC	3	1,200.00	2,957.34
3311209	NEW BEGINNINGS GROUP (TX)	8	225.00	220.00
3311211	NORTHSIDE NA GROUP (TX)	10	338.30	753.63
3311213	OKLATEX NA	0	0.00	300.00
3311215	RECOVERY NORTH GROUP (TX)	9	45.00	0.00
3311221	REFINISHING GROUP	0	0.00	130.00
3311225	SERENITY POINT GROUP (TX)	1	22.00	325.00
3311219	VISIONS OF RECOVERY GROUP	0	0.00	500.00
	Lone Star Region Total:	79	3,289.65	7,421.76
Louisiana Region				
3321401	BAYOU RECOVERY AREA	0	0.00	127.28
3321601	LOUISIANA RSC	1	3,300.00	2,399.99
	Louisiana Region Total:	1	3,300.00	2,527.27
Metro Detroit Region				
3781601	METRO DETROIT RSC	6	3,900.00	6,100.00
3781403	MONROE COUNTY AREA (MI)	11	750.00	100.00
3781201	UNCONDITIONAL LOVE GROUP (MI)	1	50.00	60.00
3781203	WE'RE PART OF THE SOLUTION	0	0.00	20.00
3781401	WW/MC AREA	8	2,105.78	1,756.40
	Metro Detroit Region Total:	26	6,805.78	8,036.40
Mexico Region				
3771401	AREA NORTE DISTRITO FEDERAL	1	25.00	0.00
3771208	GRUPO NUEVO DIA (MEXICO)	1	400.00	0.00
	Mexico Region Total:	2	425.00	0.00



		<u>Jul07/Jun08</u>	<u>Jul07/Jun08</u>	<u>Jul06/Jun07</u>
		<u>No. of Donations</u>	<u>Donations</u>	<u>Donations</u>
Michigan Region				
3331402	CAPITAL AREA (MI)	1	29.82	619.54
3331227	COMMON GROUND GROUP	0	0.00	25.00
3331203	FRIDAY NIGHT BRIGHTON GROUP	0	0.00	80.00
3331401	GREATER GRAND RAPIDS AREA	4	700.78	640.97
3331207	HEAVENLY EXPRESS GROUP (MI)	1	20.00	129.50
3331229	HOW & WHY GROUP	1	30.00	0.00
	INDIVIDUAL MEMBERS	11	336.00	126.50
3331222	INSIGHT GROUP (MI)	0	0.00	30.00
3331406	LIVINGSTON COUNTY AREA	5	195.00	230.41
3331228	LONER GROUP	3	20.00	0.00
3331601	MICHIGAN RSC	4	6,067.22	1,135.61
3331204	NATURAL LIFE GROUP	4	350.00	800.00
3331404	SAGINAW BAY AREA	1	125.00	0.00
3331407	SWMASCNA	1	110.00	0.00
3331405	TRI - CITY AREA (MI)	1	80.00	1,177.10
	Michigan Region Total:	37	8,063.82	4,994.63
Mid America Region				
3341401	CENTRAL KANSAS AREA	1	50.00	52.00
3341208	CLEAN N CRAZY GROUP (KS)	0	0.00	52.00
3341207	DAY BY DAY GROUP (KS)	1	104.00	52.00
3341211	FIRST THINGS FIRST GROUP (KS)	1	104.00	52.00
3341219	FLYING FREE GROUP (KS)	1	100.00	152.00
3341201	GIFT OF LIFE GROUP (KS)	2	552.00	52.00
3341206	HOW GROUP (KS)	1	100.00	53.00
3341402	JUST FOR TODAY AREA (KS)	4	208.00	416.00
3341203	JUST FOR TODAY GROUP (KS)	1	52.00	100.00
3341202	KEEP IT SIMPLE GROUP (KS)	0	0.00	55.00
3341601	MID - AMERICA RSC	3	3,395.83	0.00
3341205	NOT SO FAMOUS GROUP (KS)	0	0.00	4.50
3341218	NOTHING TO FEAR GROUP (KS)	0	0.00	52.00
3341212	PHOENIX GROUP (KS)	0	0.00	52.00
3341210	RECOVERING ADDICTS (RAGS)	1	168.97	152.00
3341217	RECOVERY FIRST GROUP (KS)	6	618.95	287.15
3341403	UNITED KANSAS CITY AREA (KS)	3	363.30	316.43
3341404	UNITY NA AREA (KS)	1	100.00	52.00
	Mid America Region Total:	26	5,917.05	1,952.08
Mid Atlantic Region				
3351402	CLEAN ACRES AREA (PA)	4	965.53	0.00
3351202	HOW GROUP (PA)	1	150.00	0.00
	INDIVIDUAL MEMBERS	0	0.00	5,000.00
3351601	MID - ATLANTIC RSC	3	11,305.15	7,153.90
3351203	SERVICE IS GRATITUDE (PA)	1	82.50	0.00
3351401	SMALL WONDER AREA OF NA	0	0.00	1,250.00
3351204	WHY IT WORKS GROUP (PA)	1	67.50	0.00
	Mid Atlantic Region Total:	10	12,570.68	13,403.90
Minnesota Region				
3361204	ANONYMOUS GROUP (MN)	0	0.00	9.00
3361201	COOP GROUP (MN)	4	60.99	47.94



		<u>Jul07/Jun08</u>	<u>Jul07/Jun08</u>	<u>Jul06/Jun07</u>
		<u>No. of Donations</u>	<u>Donations</u>	<u>Donations</u>
Minnesota Region, continued				
3361205	FREEDOM SEEKERS GROUP (MN)	0	0.00	125.00
	INDIVIDUAL MEMBERS	1	500.00	675.00
3361601	MINNESOTA RSC	0	0.00	10,000.00
3361207	NEW WAYS GROUP (MN)	2	75.00	0.00
3361402	NORTHERN LIGHTS AREA (WI)	0	0.00	1,845.00
3363001	S MINNESOTA RECOVERY BLAST	0	0.00	0.00
3361214	SUPERSTAR SURVIVORS GROUP	1	120.35	0.00
3361203	WE ARE RECOVERING GROUP	0	0.00	20.00
	Minnesota Region Total:	8	756.34	12,721.94
Mississippi Region				
3921212	FREEDOM GROUP (MS)	0	0.00	463.44
3921201	JUST FOR TODAY GROUP (MS)	2	400.00	0.00
3921202	JUST FOR TONIGHT GROUP (MS)	0	0.00	30.00
3921601	MISSISSIPPI REGION	0	0.00	1,500.00
	Mississippi Region Total:	2	400.00	1,993.44
Montana Region				
3371201	FREEDOM GROUP (MT)	1	25.00	0.00
	INDIVIDUAL MEMBERS	1	100.00	0.00
3371601	MONTANA RSC	4	2,020.49	1,104.90
3371205	NA AFTERSHOCK	1	5.00	0.00
3371202	NEW FREEDOM GROUP (MT)	1	50.00	0.00
	Montana Region Total:	8	2,200.49	1,104.90
Mountain Valley Region				
3383001	BACK TO BASICS CAMPOUT (NH)	0	0.00	1,305.68
3381404	BERKSHIRE COUNTY AREA (MA)	6	869.34	1,273.78
3381401	GREEN MOUNTAIN AREA (VT)	1	1,530.56	0.00
3381601	MOUNTAIN VALLEY RSC	1	1,274.52	491.62
	Mountain Valley Region Total:	8	3,674.42	3,071.08
Mountaineer Region				
3391202	JUST FOR TODAY GROUP (WV)	0	0.00	10.00
3391601	MOUNTAINEER RSC	1	1,700.00	3,400.00
3391203	RECOVERY IN THE FAST LANE (WV)	1	67.00	0.00
	Mountaineer Region Total:	2	1,767.00	3,410.00
Nebraska Region				
3411218	CLEAN AND SERENE GROUP	1	200.00	0.00
3411217	EASY RIDER GROUP	1	75.00	0.00
3411206	ELECTRIC CANDLELIGHT GROUP	0	0.00	32.95
3411404	ELKHORN VALLEY AREA	11	290.33	204.53
3411216	FRIDAY NIGHT LOST AND FOUND	0	0.00	30.00
3411208	HAPPY HAVELOCK GROUP	2	218.00	152.00
3411219	HUG UP GROUP	1	71.00	0.00
	INDIVIDUAL MEMBERS	1	10.00	0.00
3411401	SOUTHEAST NEBRASKA AREA	0	0.00	116.50
3411214	THURSDAY HOW & WHY (NE)	0	0.00	46.00
	Nebraska Region Total:	17	864.33	581.98



		<u>Jul07/Jun08</u> <u>No. of Donations</u>	<u>Jul07/Jun08</u> <u>Donations</u>	<u>Jul06/Jun07</u> <u>Donations</u>
Nepal Region				
3991600	NEPAL REGION	1	150.00	0.00
	Nepal Region Total:	1	150.00	0.00
New England Region				
3421405	GREATER PROVIDENCE AREA	3	1,250.00	0.00
	INDIVIDUAL MEMBERS	2	133.00	7.00
3421401	MARTHA'S VINEYARD AREA (MA)	1	2,000.00	2,000.00
3421203	NEW BEGINNINGS GROUP (MA)	0	0.00	75.00
3421601	NEW ENGLAND RSC	3	7,802.88	11,289.12
3421217	ROUND TABLE OF RECOVERY	1	23.00	0.00
3421202	WATERTOWN MEN'S GROUP (MA)	1	111.30	142.89
	New England Region Total:	11	11,320.18	13,514.01
New Jersey Region				
3431401	BURLINGTON COUNTY AREA	3	722.44	1,412.02
3431403	FREEDOM THROUGH UNITY AREA	3	263.00	610.50
	INDIVIDUAL MEMBERS	2	260.00	490.00
3431207	NEW BEGINNING GROUP (NJ)	0	0.00	32.00
3431601	NEW JERSEY RSC	4	18,300.00	7,700.00
	New Jersey Region Total:	12	19,545.44	10,244.52
North Carolina Region				
30P1223	BASIC TEXT EXPRESS (NC)	3	75.00	50.00
30P1230	CLEAN FREEDOM GROUP	1	25.00	0.00
	INDIVIDUAL MEMBERS	1	100.00	162.53
30P1203	JUST FOR TODAY GROUP (NC)	4	146.75	124.75
30P1210	KURE BEACH GROUP (NC)	1	50.00	70.00
30P1205	LAST STOP GROUP (NC)	1	30.00	150.00
30P1229	LINKS TO FREEDOM GROUP	2	150.00	0.00
30P1208	MIRACLES GROUP (NC)	0	0.00	400.00
30P1207	NEW CONNECTIONS GROUP (NC)	6	600.00	115.00
30P1601	NORTH CAROLINA RSC	1	1,835.63	0.00
30P1201	POWER TO LIVE GROUP (NC)	0	0.00	31.74
30P1206	STEP BY STEP GROUP (NC)	0	0.00	130.00
30P1214	SURRENDERING FOR SURVIVAL (NC)	0	0.00	25.00
30P1228	WAY TO GROW GROUP (NC)	0	0.00	150.00
30P1211	WELCOME HOME GROUP (NC)	2	27.16	0.00
	North Carolina Region Total:	22	3,039.54	1,409.02
Northeast Atlantic Region				
3401201	THE FOUNDATION GROUP (NS)	1	45.00	41.98
	Northeast Atlantic Region Total:	1	45.00	41.98
Northern California Region				
3441228	ALCOHOL IS A DRUG GROUP	5	67.80	69.50
3441230	BOOTLEG BASIC TEXT STUDY GROU	0	0.00	15.00
3441411	CENTRAL SIERRA AREA	1	500.00	500.00
3441403	CONTRA COSTA AREA	12	1,884.98	2,704.66
3441229	COURAGE TO CHANGE GROUP (CA)	0	0.00	118.00
3441246	CREST GROUP	3	102.00	0.00
3441255	DOUG W GROUP	0	0.00	10.00
3441405	EAST BAY NORTH AREA	1	30.00	90.00



		<u>Jul07/Jun08</u>	<u>Jul07/Jun08</u>	<u>Jul06/Jun07</u>
		<u>No. of Donations</u>	<u>Donations</u>	<u>Donations</u>
Northern California Region, continued				
3441237	EASY DOES IT GROUP (CA)	1	100.00	100.00
3441205	ECHOING IN RECOVERY (CA)	0	0.00	102.25
3441262	FIRESIDE GROUP (CA)	2	41.00	0.00
3441203	FREE AT LAST GROUP (CA)	2	69.74	0.00
3441259	FRIDAY NIGHT LIGHTHOUSE (CA)	2	244.87	0.00
3441261	GOOD FRIDAY GROUP (CA)	1	40.00	0.00
3441264	GOOD MORNING GROUP	1	38.50	0.00
3441402	GREATER SAN JOSE AREA	10	9,270.69	13,389.25
3443003	HOLIDAY MARATHON MEETINGS	0	0.00	150.00
	INDIVIDUAL MEMBERS	19	3,195.00	2,175.00
3441232	IT'S OVER WHEN IT'S OVER GROUP	0	0.00	28.52
3441239	JOE'S PLACE GROUP	0	0.00	65.00
3441247	JUST FOR TODAY GROUP (CA)	1	11.50	61.50
3443002	MARIN COUNTY UNITY DAY	0	0.00	500.00
3441257	MEMBERS ONLY GROUP	1	25.00	20.00
3441231	MONDAY MEN'S STAG (CA)	0	0.00	21.90
3441216	MONDAY NITE WOMEN'S MTG (CA)	1	42.50	12.50
3441223	NA "FUCKNO"	1	25.00	0.00
3441404	NAPA/SOLANO AREA	1	3,000.00	1,299.00
3443001	NAPA/SOLANO WOMEN'S RETREAT	0	0.00	583.00
3441601	NORTHERN CALIFORNIA RSC	10	128,394.93	113,487.89
3441227	ORLAND MUSTARD SEED GROUP	11	328.02	238.91
3441260	PARADISE MONDAY NIGHT (CA)	1	10.00	0.00
3441251	POINT OF FREEDOM GROUP	0	0.00	0.00
3441250	RECOVERY ROCKS GROUP (CA)	1	20.00	10.00
3441258	RORY B GROUP	0	0.00	11.00
3441401	SAN FRANCISCO AREA	12	2,193.80	3,007.03
3441256	SATURDAY NITE SUBSTITUTE GROU	3	144.06	8.00
3441210	STEOLOGY 101 GROUP	1	6.83	60.01
3441254	SUNDAY KAISER GROUP	0	0.00	60.00
3441263	SURVIVING ILLNESS IN RECOVERY	1	10.00	0.00
3441233	THURSDAY NIGHT BOOK STUDY (CA)	0	0.00	15.00
3441221	WE CARE GROUP (CA)	0	0.00	24.90
3441220	WEST PORTAL FRIDAY NIGHT (CA)	5	370.00	385.00
3441252	WILLOW GLEN GROUP	11	1,446.13	1,853.50
3441245	YOUNG PEOPLES GROUP (CA)	4	154.00	167.00
	Northern California Region Total:	125	151,766.35	141,343.32
Northern New England Region				
3381207	DESIGN FOR LIVING	1	11.37	0.00
3451201	FREE AT LAST GROUP (ME)	0	0.00	75.00
	INDIVIDUAL MEMBERS	1	3.13	0.00
3381206	MOST POWERFUL VEHICLE GROUP	1	278.00	0.00
3451601	NORTHERN NEW ENGLAND RSC	5	1,960.86	478.28
3451207	VISION OF HOPE GROUP (NH)	2	65.00	125.50
3451202	WATERVILLE FIVE & DIME GROUP	3	123.90	147.20
	Northern New England Region Total:	13	2,442.26	825.98
Northern New Jersey Region				
3461402	BERGEN AREA	2	3,250.00	0.00
3461207	BURNING DESIRE GROUP (NJ)	1	3.15	0.00



		<u>Jul07/Jun08</u>	<u>Jul07/Jun08</u>	<u>Jul06/Jun07</u>
		<u>No. of Donations</u>	<u>Donations</u>	<u>Donations</u>
Northern New Jersey Region, continued				
3461407	GREATER PLAINFIELD AREA	1	502.58	0.00
3461201	HOPE ON THIRD STREET	0	0.00	35.00
3461405	HUDSON COUNTY AREA	2	66.00	350.00
	INDIVIDUAL MEMBERS	1	100.00	145.00
3461406	INNER CITY AREA	0	0.00	217.80
3461208	IT'S ALL ABOUT CHANGE GROUP	1	6.50	0.00
3461601	NORTHERN NEW JERSEY RSC	5	700.00	2,300.00
3461401	NORTHWEST NEW JERSEY AREA	4	1,385.00	126.86
3461202	WHAT'S IN A NAME GROUP (NJ)	0	0.00	175.00
	Northern New Jersey Region Total:	17	6,013.23	3,349.66
Northern New York Region				
3471222	4TH COAST LAST CHANCE FOR HOPI	1	25.00	0.00
3471223	GOOD STUFF BACK TO BASICS	1	160.00	0.00
	INDIVIDUAL MEMBERS	1	50.00	65.00
3471217	LAKE EFFECT GROUP (NY)	0	0.00	40.00
3471601	NORTHERN NEW YORK RSC	6	300.66	495.42
	Northern New York Region Total:	9	535.66	600.42
Norway Region				
	INDIVIDUAL MEMBERS	3	250.00	0.00
3971601	NORWAY REGION	1	10,957.82	0.00
	Norway Region Total:	4	11,207.82	0.00
Ohio Region				
3481202	FREE TODAY GROUP (OH)	4	38.50	30.00
3481401	GREATER CINCINNATI AREA	3	160.32	1,760.92
3481204	HOW GROUP (OH)	1	20.00	0.00
	INDIVIDUAL MEMBERS	2	45.00	500.00
3481402	LAKE ERIE GENERAL SERVICES	1	0.00	0.00
3481205	MIRACLES IN RECOVERY (OH)	1	5.00	0.00
3481236	NEW ALIVE GROUP (OH)	2	200.00	150.00
3481235	NEW HOPE GROUP (OH)	1	93.00	0.00
3481237	NORTH HILL NA RECOVERY	2	20.00	0.00
3481601	OHIO RSC (ORSCNA)	5	12,306.42	7,219.89
3481221	OUR WAY NOT MINE GROUP	1	20.00	0.00
3481238	SUNDAY IP MEETING	1	80.00	0.00
3481203	TALK THE TEXT GROUP (OH)	1	70.00	240.00
3481229	THERAPUETIC VALUE GROUP (KY)	2	18.55	25.00
3481215	WEST SIDE STORY GROUP	10	393.56	234.92
	Ohio Region Total:	37	13,470.35	10,160.73
Oklahoma Region				
3491226	BROKEN ARROW SERENITY SEEKERS	2	208.00	0.00
3491224	CHELSEA GROUP OF NA	1	20.00	150.00
3491217	CLAREMORE NA (OK)	0	0.00	280.00
3491214	DUNCAN NA GROUP	0	0.00	25.00
3491225	GUTHRIE STEP UP GROUP	5	50.00	0.00
3491205	HUMP DAY GROUP (OK)	0	0.00	60.00
	INDIVIDUAL MEMBERS	6	300.00	0.00
3491206	JOY OF RECOVERY GROUP (OK)	0	0.00	52.00
3491216	KEY TO LIFE GROUP (OK)	0	0.00	100.00



		<u>Jul07/Jun08</u> <u>No. of Donations</u>	<u>Jul07/Jun08</u> <u>Donations</u>	<u>Jul06/Jun07</u> <u>Donations</u>
Oklahoma Region, continued				
3491222	MESSAGE OF HOPE GROUP (OK)	1	23.00	526.00
3491221	NO GRASS GROUP (OK)	4	80.73	121.33
3491213	NORTHSIDE STROLL GROUP	3	180.00	265.00
3491601	OKLAHOMA RSC	2	6,000.00	6,000.00
3491207	PEACE OF MIND GROUP (OK)	2	80.00	0.00
3491208	SERENITY SEEKERS (OK)	4	234.00	0.00
3491403	WESTERN AREA (OK)	6	880.00	570.00
	Oklahoma Region Total:	36	8,055.73	8,149.33
Ontario Region				
3501203	ALIVE & WELL GROUP (ON)	1	75.00	0.00
3501212	FREEDOM GROUP (ON)	2	64.75	0.00
3501601	ONTARIO RSC	1	11,250.00	16,500.00
3501404	OTTAWA AREA	1	537.87	136.16
3501213	STEP INTO RECOVERY (ON)	0	0.00	75.00
3501402	TORONTO AREA SERVICE COMMITTEE	0	0.00	241.77
3501206	TWELVE STEPS TO RECOVERY (ON)	1	75.00	0.00
3503001	UNITY DAY GROUP EVENT (ON)	0	0.00	12.62
3501215	WELCOME HOME GROUP (ON)	0	0.00	93.75
	Ontario Region Total:	6	12,002.62	17,059.30
Other Forums, Areas, Groups				
3991207	ACTION PACIFIQUE (TAHITI)	1	100.00	0.00
3991413	BAHRAIN ASC	1	265.00	0.00
3991222	BRUSSELS SUNDAY GROUP	0	0.00	134.41
3997003	CANADIAN ASSEMBLY (CANA)	2	21,411.70	7,500.00
3993003	CIRCLE OF SISTERS	2	9,950.00	3,199.83
3993006	CONVENCION LATINA DEL SUR	1	2,000.00	2,000.00
3991223	ENGLISH SUNDAY EVENING GROUP	6	471.77	0.00
3997002	EUROPEAN DELEGATES/EDM	1	1,045.72	2,067.33
3991402	FRENCH SPEAKING - SWITZERLAND	0	0.00	201.58
3991411	GIBRALTAR AREA	0	0.00	359.63
	INDIVIDUAL MEMBERS	17	530.62	438.13
3991220	JUST FOR TODAY GROUP (S KOREA)	1	50.00	100.00
3991214	LET GO, LET GOD (WEST INDIES)	1	25.00	0.00
3991412	LITHUANIA AREA	1	71.32	263.89
3991201	LONER GROUP	0	0.00	5.00
3997006	MIDWEST ZONAL FORUM	2	174.25	135.21
3993007	MIRACLE OF WOMEN CONFERENCE	1	100.00	0.00
3991221	NOUVEL ESPOIR GROUP	0	0.00	696.22
3997004	PLAINS STATES ZONAL FORUM	1	672.06	300.00
3997001	SOUTHERN ZONAL FORUM	1	200.00	0.00
3993004	TEXAS NA UNITY CONVENTION	1	878.06	1,549.10
3993002	TEXAS STATE CONVENTION OF NA	1	344.20	995.24
3991409	TRINIDAD & TOBAGO AREA	0	0.00	100.00
3991225	TUESDAY UTRECHT RECOVERY GROUP	1	50.00	0.00
3992002	WORLD CONVENTION UNITY DAY	1	18,460.54	0.00
3993005	WORLD WIDE WORKSHOPS	1	670.00	0.00
3991211	ZANDAGE NOW GROUP (BAHRAIN)	1	100.00	0.00
3992003	ZONAL/WORKSHOPS	1	135.00	406.25
	Other Forums, Areas, Groups Total:	46	57,705.24	20,451.82



		<u>Jul07/Jun08</u> <u>No. of Donations</u>	<u>Jul07/Jun08</u> <u>Donations</u>	<u>Jul06/Jun07</u> <u>Donations</u>
Pacific Cascade Region				
3511207	ATTITUDE OF GRATITUDE	0	0.00	57.00
3511220	CANBY FRIDAY NITE	1	100.00	0.00
3511406	CENTRAL OREGON HIGH DESERT AS	0	0.00	135.36
3513001	EUGENE AREA ACTIVITIES	0	0.00	195.00
3511203	FIRESIDE MEN'S STEP STUDY	2	144.54	412.23
3511222	FREEDOM IN THE FLATS	0	0.00	0.00
3511218	GREEN HOUSE GROUP OF NA (OR)	1	50.00	0.00
3511202	HOLE IN THE WALL GROUP (OR)	2	150.00	0.00
	INDIVIDUAL MEMBERS	1	10.00	165.00
3511217	LA GRANDE NA BURNING DESIRES	1	129.00	0.00
3511407	LINN-BENTON-LINCOLN AREA (OR)	1	111.13	250.00
3511212	NA WE GROUP	0	0.00	10.00
3511219	ONE PROMISE MANY GIFTS	2	134.64	0.00
3511208	ONLY REQUIREMENT GROUP	0	0.00	34.50
3511601	PACIFIC CASCADE RSC	7	13,283.97	8,610.23
3511201	RECOVERY TODAY GROUP (OR)	0	0.00	60.00
3511205	RUSH HOUR GROUP (OR)	3	317.46	256.20
3511210	SERENITY AT NOON GROUP (OR)	0	0.00	50.00
3511204	SERENITY WELL GROUP (OR)	0	0.00	102.45
3511402	SISKIYOU AREA (CA)	0	0.00	132.33
3511214	STAY CLEAN GROUP (OR)	0	0.00	530.65
3511206	STEP ON IT GROUP	0	0.00	50.00
3511213	TOGETHER WE CAN GROUP (OR)	1	50.00	55.00
3511404	TUALATIN VALLEY AREA	2	383.45	1,239.20
3511221	WEST SALEM GROUP	1	77.92	0.00
	Pacific Cascade Region Total:	25	14,942.11	12,345.15
Panama Region				
3911601	PANAMA RSC	2	200.00	0.00
	Panama Region Total:	2	200.00	0.00
Peru Region				
30C1602	AREA REGIONAL NORTE LIMA PERU	1	30.00	10.00
30C1601	PERU REGION	1	57.00	0.00
	Peru Region Total:	2	87.00	10.00
Philippines Region				
	INDIVIDUAL MEMBERS	0	0.00	22.00
3961601	PHILIPPINES REGION	1	600.00	0.00
	Philippines Region Total:	1	600.00	22.00
Poland Region				
30T1601	POLAND REGION	0	0.00	108.92
3991224	ROZWOJ WSPONOTY GROUP	1	137.04	0.00
	Poland Region Total:	1	137.04	108.92
Portugal Region				
3521601	PORTUGAL REGION	1	166.95	0.00
	Portugal Region Total:	1	166.95	0.00
Quebec Region				
3531201	BAIE - COMEAU GROUPS	1	10.00	0.00
3531401	CSL SUD-QUEST	1	210.00	3,406.54



		<u>Jul07/Jun08</u> <u>No. of Donations</u>	<u>Jul07/Jun08</u> <u>Donations</u>	<u>Jul06/Jun07</u> <u>Donations</u>
Quebec Region, continued				
3531402	ENGLISH AREA OF NA	0	0.00	817.50
3531202	GROUPE EVOLUTION NA	1	50.00	0.00
3531601	QUEBEC RSC/C.S.R.Q.N.A.	1	10,112.00	7,500.00
	Quebec Region Total:	4	10,382.00	11,724.04
Red River Region				
30H1601	RED RIVER RSC	1	300.00	0.00
	Red River Region Total:	1	300.00	0.00
Region 51 Narcotics Anonymous				
3621402	EAST LAS VEGAS AREA	2	3,496.78	3,278.70
3621216	EAST SIDE STORY GROUP (NV)	5	201.50	216.31
3621207	FRIDAY NIGHT PM RECOVERY (NV)	1	140.00	185.00
3621231	GVGNA GROUP	1	50.00	0.00
3621209	HOW IT WORKS GROUP (NV)	2	57.62	0.00
	INDIVIDUAL MEMBERS	1	0.00	331.60
3621201	LIVING CLEAN GROUP (NV)	3	138.16	244.02
3621203	NEW FOUND FREEDOM GROUP (NV)	6	236.10	20.00
3621403	NORTH BY NORTHWEST AREA	5	6,940.99	5,353.10
3621601	REGION 51 NARCOTICS ANONYMOUS	3	2,000.00	7,880.71
3621401	SOUTHERN NEVADA AREA	0	0.00	5,200.00
3621205	THAT WAS THEN THIS IS NOW	1	25.00	20.35
3621214	THURSDAY'S TOPIC GROUP	0	0.00	66.81
3621228	ULTIMATE HIGH GROUP (NV)	7	309.61	557.71
3621208	WEDNESDAY NITE LIVE GROUP (NV)	1	13.50	5.50
3621211	WHERE I'M AT GROUP (NV)	3	84.51	0.00
3621212	YOU ARE A STRANGER HERE ONCE	2	65.81	510.65
	Region 51 Narcotics Anonymous	43	13,759.58	23,870.46
Region del Coqui (Puerto Rico)				
3841402	AREA DE MAYAGUEZ (PR)	0	0.00	0.00
3841405	COMITE NA AREA NORTE CENTRO	6	160.50	0.00
3841403	COMITE SERVICIO NA AREA OESTE	0	0.00	78.50
3841401	NA AREA NORTE CENTRO	3	89.30	227.20
3841601	REGION DEL COQUI	0	0.00	500.00
	Region del Coqui (Puerto Rico) Total:	9	249.80	805.70
Rio Grande Region				
3551209	BASIC GROUP NA (NM)	1	10.00	0.00
3551203	CLEAN IN BELEN (NM)	0	0.00	25.00
3551204	EXPERIENCE, STRENGTH & HOPE	3	27.00	10.01
3551402	GREATER ALBUQUERQUE AREA	3	1,651.68	1,458.06
	INDIVIDUAL MEMBERS	1	30.00	0.00
3551207	MORE WILL BE REVEALED (NM)	4	133.00	0.00
3551205	PEACE OF MIND GROUP	0	0.00	50.00
3553001	RIO GRANDE CONVENTION	0	0.00	12,000.00
3551208	WE NEVER HAD IT SO GOOD	0	0.00	27.90
	Rio Grande Region Total:	12	1,851.68	13,570.97
San Diego/Imperial Region				
3561205	BASIC TEXT STUDY (CA)	1	64.97	163.74
3561220	FRIDAY NITE OWL GROUP (CA)	1	30.00	0.00
	INDIVIDUAL MEMBERS	1	120.00	35.00



		<u>Jul07/Jun08</u>	<u>Jul07/Jun08</u>	<u>Jul06/Jun07</u>
		<u>No. of Donations</u>	<u>Donations</u>	<u>Donations</u>
San Diego/Imperial Region, continued				
3561212	MONDAY NITE BOOK STUDY (CA)	4	203.62	149.50
3561207	NEW WAY OF LIFE GROUP (CA)	3	100.00	0.00
3561402	NORTH COAST AREA (CA)	9	510.06	485.97
3561601	SAN DIEGO/IMPERIAL RSC	11	2,398.09	4,546.10
3561215	SATURDAY MORNING LIVE (CA)	0	0.00	90.00
3561203	SATURDAY NIGHT SPECIAL (CA)	1	50.00	105.00
3561208	SOLUTIONS GROUP (CA)	4	71.00	0.00
3561221	THE HIGH NOON GROUP	1	100.00	0.00
	San Diego/Imperial Region Total:	36	3,647.74	5,575.31
Show Me Region				
3571206	ANOTHER SUNRISE GROUP	3	357.05	181.56
3571403	GREATER ST CHARLES AREA	2	949.33	137.35
3571404	HEARTLAND AREA OF NA	3	280.57	0.00
	INDIVIDUAL MEMBERS	3	118.60	304.30
3571201	INNER CITY SERENITY GROUP	7	139.43	162.84
3571204	LEBANON NA GROUP (MO)	1	25.00	25.00
3571401	LITTLE EGYPT AREA	0	0.00	1,100.00
3571236	MACON RECOVERY	2	169.90	0.00
3571207	MIRACLES OF LIFE GROUP (MO)	1	30.00	30.00
3571208	NA WORLD WIDE ONLINE GROUP	0	0.00	75.00
3571229	NEW ATTITUDES GROUP (MO)	0	0.00	31.84
3571235	NEW BEGINNINGS	1	100.00	0.00
3571218	NEW HOPE GROUP (MO)	2	35.70	0.00
3571215	NEW LIFE GROUP (MO)	1	120.00	240.00
3571402	NORTHLAND AREA OF NA (MO)	4	327.46	295.99
3571209	POINT OF FREEDOM GROUP (MO)	5	120.00	0.00
3571233	RECOVERY AT WORK	2	25.00	0.00
3571232	RECOVERY IN ACTION GROUP (MO)	1	110.00	0.00
3571601	SHOW ME RSC	1	1,400.00	13,377.72
3571214	STEP BY STEP GROUP (MO)	1	8.25	77.39
3571202	SURVIVORS GROUP (MO)	3	39.00	104.67
3571203	THE MIRACLE GROUP (MO)	3	86.00	127.50
3571405	UKCANA	3	213.46	0.00
3571234	WOMEN IN RECOVERY (IL)	2	100.00	0.00
	Show Me Region Total:	51	4,754.75	16,271.16
Sierra Sage Region				
3581210	NEVER ALONE GROUP (NV)	6	120.00	0.00
3581202	REACHING FOR RECOVERY GROUP	0	0.00	306.00
3581209	SERENITY AT NOON GROUP (NV)	0	0.00	35.00
3581601	SIERRA SAGE RSC	12	3,000.00	2,600.00
	Sierra Sage Region Total:	18	3,120.00	2,941.00
South Africa				
3991605	SOUTH AFRICA REGION	2	803.00	0.00
	South Africa Total:	2	803.00	0.00
South Dakota Region				
3051203	NEW HOPE GROUP	1	74.00	0.00
3051403	WEST RIVER AREA (WRANA)	1	300.00	0.00
	South Dakota Region Total:	2	374.00	0.00



		<u>Jul07/Jun08</u> <u>No. of Donations</u>	<u>Jul07/Jun08</u> <u>Donations</u>	<u>Jul06/Jun07</u> <u>Donations</u>
South Florida Region				
3591244	ANOTHER LOOK GROUP (FL)	1	253.00	0.00
3591210	BELLEVUE GROUP FOREST AREA	1	150.00	0.00
3591402	GOLD COAST AREA (FL)	1	6,000.00	0.00
3591239	GOOD ORDERLY DIRECTIONS (FL)	1	100.00	0.00
	INDIVIDUAL MEMBERS	4	215.00	400.00
3591238	IT WORKS GROUP (FL)	1	14.00	0.00
3591204	LIVE AT POMPEII GROUP	7	74.30	107.55
3591206	MIERCOLES EN RECUPERACION	0	0.00	52.00
3591243	MORE WILL BE REVEALED (FL)	13	627.00	0.00
3591241	NEVER ALONE GROUP (FL)	0	0.00	15.00
3181205	NEW SUNDAY MORNING GROUP (FL)	0	0.00	430.00
3591207	RECOVERY BY THE BOOK GROUP	2	102.40	65.45
3591245	SATURDAY NIGHT LIVE (FL)	1	70.00	0.00
3181403	SHARK COAST AREA (FL)	0	0.00	1,383.88
3591401	SOUTH DADE AREA	4	2,250.00	1,300.00
3591601	SOUTH FLORIDA RSC	3	13,916.31	11,491.15
3591242	STAIRWAY TO RECOVERY (FL)	6	196.80	166.53
3591209	STEP OUT OF FEAR GROUP	1	57.20	0.00
3591405	SUNSET COAST AREA (FL)	1	324.76	729.03
3591205	THE TRUTH WILL SET YOU FREE	7	210.00	150.00
3591246	TOGETHER WE GROW	2	16.00	0.00
	South Florida Region Total:	56	24,576.77	16,290.59
Southern California Region				
3601222	CHASE YOUR RECOVERY (CA)	1	115.00	0.00
3603002	CLEAN AND SERENE SURF RETREAT	1	180.00	0.00
3601220	COURAGE TO CHANGE GROUP (CA)	3	67.10	160.00
3601289	DESIRE TO RECOVER GROUP	3	15.00	55.00
3601406	EASTERN INLAND EMPIRE AREA	0	0.00	300.00
3601408	EASTERN SIERRA AREA	3	71.34	299.82
3601204	FARSI SPEAKING SATURDAY NITE	0	0.00	0.00
3601291	FIVE & DIME GROUP	1	5.00	0.00
3601290	FREE ON FRIDAY GROUP	1	18.00	0.00
3601208	GATE 7 MEETING MONDAY (CA)	0	0.00	57.00
3601285	GET IT TOGETHER, WE CARE GROUP	0	0.00	15.00
3601287	GIVING IT BACK GROUP	1	14.33	0.00
3601264	GLENDALE MEMORIAL MEETING	0	0.00	100.00
3601214	HEART TO HEART GROUP	0	0.00	1,000.00
3603001	HEART TO HEART MEN'S BREAKFAST	1	450.00	0.00
3601216	HOW HOUR GROUP	0	0.00	36.44
	INDIVIDUAL MEMBERS	5	180.00	1,750.15
3601221	KNOLLWOOD GROUP (CA)	6	506.00	0.00
3601210	RECOVERY ZONE GROUP (CA)	8	213.34	458.06
3601407	SANTA CLARITA AREA	1	250.00	250.00
3601601	SOUTHERN CALIFORNIA RSC	4	48,439.82	53,119.84
3601223	SUNDAY NITE SPEAKER (CA)	1	35.00	0.00
3601207	SUNDAY SURRENDER GROUP	8	93.87	213.80
3601219	SUNSET SERENITY (CA)	2	123.00	0.00
3601206	TOPANGA TRANQUIL GROUP	0	0.00	220.00
3601403	WESTEND AREA (CA)	3	1,554.61	434.21



		<u>Jul07/Jun08</u> <u>No. of Donations</u>	<u>Jul07/Jun08</u> <u>Donations</u>	<u>Jul06/Jun07</u> <u>Donations</u>
Southern California Region, continued				
3601274	WIRED ON RECOVERY GROUP	1	43.84	0.00
3601213	WOODLEY GROUP	1	100.00	120.00
	Southern California Region Total:	55	52,475.25	58,589.32
Southern Idaho Region				
3611203	BGLU GROUP (ID)	1	186.09	65.38
	INDIVIDUAL MEMBERS	1	10.00	87.36
3611211	IT WORKS HOW & WHY GROUP (ID)	9	368.39	264.15
3611404	MAGIC VALLEY AREA (ID)	0	0.00	83.00
3613003	MEN'S RETREAT (MAGIC VALLEY)	2	180.38	0.00
3611202	NEW ATTITUDES GROUP (ID)	3	177.59	373.46
3613004	PACIFIC NORTHWEST CONVENTION	1	1,540.00	0.00
3611601	SOUTHERN IDAHO RSC	2	994.27	210.82
3611204	STYX GROUP (ID)	4	39.44	85.25
3611402	TREASURE VALLEY AREA (ID)	4	509.90	1,145.29
	Southern Idaho Region Total:	27	4,006.06	2,314.71
Spain Region				
	INDIVIDUAL MEMBERS	0	0.00	80.00
3631601	SPAIN RSC	1	1,318.87	0.00
	Spain Region Total:	1	1,318.87	80.00
Sweden Region				
3641201	NEW WAY OF LIFE GROUP (SW)	0	0.00	87.08
3641203	RADDA RAMBO	1	206.34	405.20
3641601	SWEDEN RSC	1	2,979.00	0.00
	Sweden Region Total:	2	3,185.34	492.28
Tejas Bluebonnet Region				
3651214	1960 GROUP OF NA	4	29.69	179.38
3651205	AGAPE FREEDOM GROUP (TX)	3	71.52	116.40
3651204	CARRY THE MESSAGE GROUP (TX)	0	0.00	100.00
3651405	CENTRAL TEXAS AREA	0	0.00	619.47
3651201	CLEAR LAKE GROUP (TX)	1	100.00	0.00
3651406	COASTAL BEND AREA	1	516.55	1,882.32
3651202	COPPERFIELD GROUP (TX)	0	0.00	25.00
3651403	ESPERANZA AREA (TX)	1	500.00	1,230.01
3651207	GEM CITY GROUP (TX)	3	109.00	0.00
3651404	HILL COUNTRY AREA (TX)	1	1,500.00	0.00
3651402	HOUSTON AREA (HASCONA)	1	1,330.00	2,775.51
	INDIVIDUAL MEMBERS	0	0.00	4.20
3651206	KEEP IT CLEAN GROUP (TX)	11	390.00	260.00
3651224	NEW HOPE GROUP (TX)	1	100.00	0.00
3311405	NORTH SIDE AREA (TX)	6	572.75	0.00
3651203	RAINBOW GROUP (TX)	0	0.00	25.00
3311406	ROSE CITY AREA NA	2	87.50	0.00
3651219	SERIOUS UNDERTAKINGS (TX)	0	0.00	50.00
3653001	TEJAS BLUEBONNET REG CONV	1	3,593.05	0.00
3651601	TEJAS BLUEBONNET RSC	4	4,542.50	13,486.82
3651221	THE RIGHT STUFF GROUP (TX)	2	83.68	0.00
3651223	THE SOONER THE BETTER (TX)	7	290.00	240.00
	Tejas Bluebonnet Region Total:	49	13,816.24	20,994.11



		<u>Jul07/Jun08</u>	<u>Jul07/Jun08</u>	<u>Jul06/Jun07</u>
		<u>No. of Donations</u>	<u>Donations</u>	<u>Donations</u>
Tri State Region				
3661205	ANOTHER LOOK GROUP (PA)	0	0.00	21.00
3661201	BEECHWOOD GROUP (PA)	1	10.00	50.00
3661234	CHOICE IN CANONSBURG GROUP	0	0.00	97.25
3661225	DORMONT GROUP	1	150.00	310.00
3661214	ELIZABETH GROUP	2	100.00	55.00
3661255	FIRST STOP GROUP	2	200.00	0.00
3661216	FRIENDLY GROUP (PA)	2	50.00	71.76
	INDIVIDUAL MEMBERS	2	70.00	100.00
3661408	INTERSTATE CROSSROADS AREA	6	1,894.55	1,996.38
3661247	IT WORKS HOW & WHY GROUP (PA)	4	109.87	96.28
3661206	JEFFERSON GROUP (PA)	0	0.00	198.05
3661230	JUST FOR TODAY GROUP (PA)	1	40.00	25.00
3661212	LIVE OR DIE GROUP (PA)	2	250.00	77.78
3661209	McMURRAY FRIDAY NIGHT GROUP	0	0.00	80.00
3661237	MONDAY NEW LIFE GROUP (PA)	1	150.00	150.00
3661253	MONDAY NIGHT MIRACLES (PA)	0	0.00	50.00
3661207	SATURDAY MORNING CARTOON AL'	0	0.00	120.00
3661407	SOUTH HILLS AREA (PA)	4	4,753.62	10,258.21
3661213	SUNDAY SURVIVORS GROUP	0	0.00	12.00
3661601	TRI - STATE RSC	0	0.00	11,353.94
3661215	TRUE RECOVERY IN PROGRESS	2	60.00	40.00
3661226	WASHINGTON I GROUP	0	0.00	10.00
3661208	WEDNESDAY NITE NA	0	0.00	0.00
3661403	WILLIAMSPORT AREA (WANA)	0	0.00	392.40
3661204	WOMEN'S RECOVERY GROUP (PA)	0	0.00	15.00
	Tri State Region Total:	30	7,838.04	25,580.05
Turkey				
30D1401	TURKISH AREA COMMITTEE	1	100.00	0.00
	Turkey Total:	1	100.00	0.00
United Kingdom Region				
3941402	NORTH EAST OF ENGLAND AREA	2	1,393.72	1,235.30
3941601	UNITED KINGDOM REGION	7	21,321.03	5,854.22
	United Kingdom Region Total:	9	22,714.75	7,089.52
Upper Midwest Region				
3671208	FREEDOM GROUP (ND)	1	19.92	0.00
	INDIVIDUAL MEMBERS	1	100.00	100.00
3671401	MANITOBA AREA	2	225.00	75.00
3671204	SERENITY SEEKERS (MN)	0	0.00	20.00
3671212	THURSDAY NIGHT EASTENDERS	1	25.00	0.00
3671201	TWIN RIVERS (MN)	0	0.00	20.00
3671202	WE DO RECOVER	3	115.66	0.00
	Upper Midwest Region Total:	8	485.58	215.00
Upper Rocky Mountain Region				
3681209	5th STREET GROUP (WY)	0	0.00	50.00
3681202	CLEAN & FREE GROUP (WY)	1	13.08	25.00
3681208	HOPE NOT DOPE GROUP (WY)	10	699.65	447.07
3681212	LIVE FROM LARAMIE GROUP (WY)	1	72.00	50.00
3681210	LIVING CLEAN GROUP (WY)	1	35.00	0.00



		<u>Jul07/Jun08</u> <u>No. of Donations</u>	<u>Jul07/Jun08</u> <u>Donations</u>	<u>Jul06/Jun07</u> <u>Donations</u>
Upper Rocky Mountain Region, continued				
3681201	LIVING PROOF GROUP (WY)	6	297.50	109.00
3681211	SURRENDER TO WIN GROUP (WY)	0	0.00	500.00
3681601	UPPER ROCKY MOUNTAIN RSC	1	72.64	0.00
3681401	WYO - BRASKA AREA	0	0.00	225.20
3681402	WYOMING WESTERN AREA	1	50.00	50.00
	Upper Rocky Mountain Region Total:	<u>21</u>	<u>1,239.87</u>	<u>1,456.27</u>
Uruguay Region				
3741601	URUGUAY REGION	1	1,000.00	600.00
	Uruguay Region Total:	<u>1</u>	<u>1,000.00</u>	<u>600.00</u>
Utah Region				
3691402	CENTRAL UTAH AREA	5	136.41	230.30
3691211	DOGS OF RECOVERY GROUP	0	0.00	156.59
3691213	MORE WILL BE REVEALED	1	100.00	0.00
3691401	NORTHERN UTAH AREA (NUASC)	12	867.61	649.67
3691202	SERENITY GROUP	1	50.00	0.00
3691212	STEPS IN THE STIX GROUP	0	0.00	27.00
3691404	TUMBLEWEEDS AREA	0	0.00	32.00
3691601	UTAH RSC	3	2,447.40	722.58
	Utah Region Total:	<u>22</u>	<u>3,601.42</u>	<u>1,818.14</u>
Venezuela Region				
30S1601	VENEZUELA REGION	2	200.00	409.30
	Venezuela Region Total:	<u>2</u>	<u>200.00</u>	<u>409.30</u>
Virgin Islands				
3751201	ST THOMAS GROUP (VI)	0	0.00	150.00
	Virgin Islands Total:	<u>0</u>	<u>0.00</u>	<u>150.00</u>
Volunteer Region				
3703001	ALL ABOUT CARRYING THE MESSAG	0	0.00	209.00
3701203	DESIRE GROUP (TN)	1	50.00	0.00
3701235	HOPE FIENDS	3	82.87	0.00
	INDIVIDUAL MEMBERS	6	177.00	1,615.41
3701207	IT'S AMAZING GROUP (TN)	1	15.00	0.00
3701204	LEXINGTON SURVIVORS (TN)	5	135.15	99.46
3701224	LUNCH BUNCH GROUP (TN)	0	0.00	1,013.00
3701232	NICKEL & DIME TIME	3	250.00	0.00
3701236	NO MATTER WHAT GROUP (TN)	6	238.90	0.00
3701237	NO NAME NA GROUP	1	60.00	0.00
3701202	NOTHING TO FEAR GROUP (TN)	5	481.63	263.13
3701228	OUT TO LUNCH BUNCH (TN)	3	90.00	0.00
3701206	PRIMARY PURPOSE GROUP (TN)	5	109.00	25.00
3701220	RECOVERY BOUND GROUP	6	30.00	60.00
3701229	SURVIVORS GROUP (TN)	10	180.00	200.00
3701601	VOLUNTEER RSC	2	20,000.00	27,500.00
3701401	WEST TENNESSEE AREA	3	899.58	0.00
3701205	YOUNG AND THE RESTLESS GROUP	0	0.00	55.60
	Volunteer Region Total:	<u>60</u>	<u>22,799.13</u>	<u>31,040.60</u>



		<u>Jul07/Jun08</u> <u>No. of Donations</u>	<u>Jul07/Jun08</u> <u>Donations</u>	<u>Jul06/Jun07</u> <u>Donations</u>
Washington - Northern Idaho				
3711233	ASK IT BASKIT GROUP (WA)	6	120.00	120.00
3711202	BASIC NA GROUP (WA)	0	0.00	340.00
3713001	COURAGE TO CHANGE RETREAT (W.	0	0.00	194.51
3711238	FRIDAY HARBOR GROUP	2	70.41	0.00
3711207	FRIDAY NIGHT ALIVE GROUP (WA)	9	270.00	330.00
3711241	FRIDAY NIGHT STEP STUDY	1	200.00	0.00
3711242	GRACE GROUP	1	40.00	0.00
	INDIVIDUAL MEMBERS	3	1,250.00	2,573.00
3711239	IT WORKS GROUP (AUBURN WA)	1	61.30	0.00
3711226	KIND OF THURSDAY NIGHT GROUP	2	400.00	200.00
3711222	LOVIN' SPOONFULL NA	10	723.03	592.78
3711213	MORE GRATITUDE LESS ATTITUDE	11	390.89	297.00
3711209	NA NOONERS GROUP (WA)	0	0.00	50.00
3711212	NEW FRONTIERS GROUP (WA)	1	0.00	0.00
3711406	NORTH PUGET SOUND AREA (WA)	1	1,127.99	137.29
3711410	NORTHWEST WASHINGTON AREA	2	868.75	670.30
3711210	ONE STEP AT A TIME GROUP (WA)	0	0.00	25.00
3711240	RECOVERY BY THE BOOK	1	29.33	0.00
3711216	SERENITY SEEKERS GROUP (ID)	1	23.79	0.00
3711412	SOUTH KING COUNTY (SKCANA)	4	526.90	425.62
3711223	SOUTHENDERS GROUP	1	93.96	84.19
3711211	STEP SISTERS GROUP	0	0.00	434.75
3711215	SUNDAY STARTERS GROUP	0	0.00	10.00
3711403	THE LEWIS COUNTY AREA (TLCANA)	2	43.13	8.19
3711229	TOWER OF POWER GROUP (WA)	6	123.90	186.00
3711404	TRI - CITIES AREA (WA)	1	100.00	300.00
3711214	TUESDAZE & SATURDAZE GROUP	0	0.00	57.78
3711205	UNITY IN UNION GROUP	10	481.49	400.55
3711601	WASHINGTON-NORTHERN IDAHO R	5	34,173.91	16,231.17
3711411	WEST PUGET SOUND AREA	1	30.19	0.00
3713007	WNIR CONVENTION & EVENTS	0	0.00	11,782.29
	Washington - Northern Idaho Total:	82	41,148.97	35,450.42
Western New York Region				
3811211	IT'S NEVER TOO LATE GROUP	1	40.00	0.00
3811210	WEE RECOVER (NY)	1	150.00	0.00
3811601	WESTERN NEW YORK RSC	1	2,000.00	0.00
	Western New York Region Total:	3	2,190.00	0.00
Western Russia Region				
30Q1601	WESTERN RUSSIA REGION	1	1,000.00	0.00
	Western Russia Region Total:	1	1,000.00	0.00
Wisconsin Region				
3721406	BADGERLAND AREA SERVICE	1	55.79	0.00
	INDIVIDUAL MEMBERS	1	19.00	0.00
3721405	INLAND LAKES UNITY AREA	1	250.00	240.43
3721403	KETTLE MORaine AREA	1	126.26	0.00
3721210	MONDAY NITE SURRENDER (WI)	2	64.80	0.00
3721402	NORTHEAST WISCONSIN AREA	5	735.65	212.89



		<u>Jul07/Jun08</u> <u>No. of Donations</u>	<u>Jul07/Jun08</u> <u>Donations</u>	<u>Jul06/Jun07</u> <u>Donations</u>
<i>Wisconsin Region, continued</i>				
3721203	RACINE NA GROUPS (WI)	1	50.00	0.00
3721202	RECOVERY 4 ADDICTS	0	0.00	20.00
3721401	SCENIC BLUFFS AREA	0	0.00	180.00
3721201	STRAIGHT AHEAD GROUP (WI)	1	8.00	31.20
3721601	WISCONSIN RSC	5	3,136.04	5,898.18
	Wisconsin Region Total:	<u>18</u>	<u>4,445.54</u>	<u>6,582.70</u>
	Grand Total:	2,060	978,672.66	879,812.76